



www.glmmarine.com



Quality Replacement Parts for

Mercury®/Mariner®/Force®



GLM Products, Inc. is committed to producing the highest quality and cost efficient aftermarket marine products in the industry. At GLM, we use only the highest quality materials and most advanced technology for our product line, enabling us to produce the most reliable and compatible products for the marine aftermarket parts industry.

GLM offers an exciting line of exceptional products, which are brand new from factory and compatible and interchangeable with OEM application. Our in-house design and engineering teams enable us to make improvements on original OEM materials and designs. At GLM, we strive to include all new advancements, improvements, and superior materials with the ever-changing world of technology.

Consider the many additions to GLM's line over the past several years. No other aftermarket manufacturer can compare with our variety of products being offered that GLM has developed and re-designed. When you invest in a GLM product, you can be assured that you are receiving the highest quality aftermarket marine part available. GLM's innovation and exclusive aftermarket products keep us the only source for all your boat repair or maintenance needs.

At GLM Products, Inc. we deliver the highest quality and most complete line of over 4,000 aftermarket marine parts sold worldwide. At GLM, we are...

...the Leader of the Aftermarket Marine Parts Industry!



Contents of this catalog are copyrighted. Reproduction of any or all of its contents is prohibited. We have prepared this catalog to provide you with information that is helpful and accurate as possible. Although care has been taken to assure the accuracy of the data presented in this catalog, GLM Products, Inc. does not assume any liability for errors or omissions. All illustrations, photos, etc. used in this catalog are intended as representative views for reference only. MerCruiser and Mercury/Mariner/Force are registered trademarks of the Brunswick Corporation; OMC Cobra and OMC Stringer are registered trademarks of Outboard Marine Corporation; Volvo Penta is a registered trademark of AB Volvo; Johnson/Evinrude are registered trademarks of Bombardier Motor Corporation of America; Yamaha is a registered trademark of Yamaha Motor Company, U.S.A.; GLM is a registered trademark of GLM Products, Inc. Copyright © 2018.

TABLE OF CONTENTS

MERCURY/ MARINER / FORCE GEARCASE

<p>Mercury Mariner Force Gearcase Exploded Views Section 1</p> <p>Gearcase Components - 3.9, 4, 4.5, 6, 7.5, 9.8 HP 6-7</p> <p>Gearcase Components - 6, 8, 9.9, 10, 15 HP 8-9</p> <p>Gearcase Components - 18XD, 20, 25 HP 10-11</p> <p>25 HP (4S), 30 HP (2-Cyl.), 40 HP, 50 HP (2 & 3-Cyl.)(2 & 4-Stroke) 12-13</p> <p>Gearcase Components - 35-70 HP (2, 3 & 4-Cyl.) 14-15</p> <p>Gearcase Components - 50, 55, 60 HP (3-Cyl.)(2-Stroke) 16-17</p> <p>Gearcase Components - 40, 50, 60 HP EFI (4-Cyl.)(4-Stroke) 16-27</p> <p>Gearcase Components - 30-125 HP (3 & 4-Cyl.)(2 & 4-Stroke) 18-19</p> <p>Gearcase Components - L4, L6 & V6 (65-225 HP) 20-21</p> <p>Gearcase Components - 3.0L (200 DFI, 225 CARB, 225 & 250 EFI) 22-23</p> <p>Gearcase Components - 4-Stroke Verado 24-25</p>	<p>Mercury Mariner Force Prop Shaft & Drive Shaft Components Section 5</p> <p>Prop Shaft Identification 60</p> <p>Bearing Carrier Components & Applications 61</p> <p>Prop Shaft Components - 25, 30, 40, 50 HP (2 & 3-Cyl.) 62</p> <p>Prop Shaft Components - 35-70 HP (2, 3 & 4-Cyl.) 63</p> <p>Prop Shaft Components - 50, 55, 60 HP (3-Cyl.) 63</p> <p>Prop Shaft Components - 55, 60-120 HP (3 & 4-Cyl.) 63</p> <p>Prop Shaft Components - L4, L6 & V6 (65-225 HP)..... 64</p> <p>Prop Shaft Components - V6 3.0L (200 DFI, 225 Carb., 225 & 250 EFI) ... 64</p> <p>Upper Drive Shaft Identification (20" Transom)..... 65</p> <p>Drive Shaft Components - Pre-Load Pin Type Drive Shaft 66</p> <p>Drive Shaft Components - Retaining Nut Type Drive Shaft 66</p> <p>Drive Shaft Components - Non-Retaining Nut Type Drive Shaft 66</p> <p>Drive Shaft Components - Alpha Gearcase L4, L6, V6 (65-225 HP) 67</p> <p>Drive Shaft Components - Late Alpha Gearcase V6 3.0L 67</p>
<p>Mercury Mariner Force Gearcase Seal & Bearing Kits Section 2</p> <p>Gearcase Seal Kits - Mercury & Mariner 28</p> <p>Seal & Bearing Kits - Without Forward Bearing 29</p> <p>Gearcase Seal & Bearing Kits Applications 30-32</p> <p>Gearcase Seal Kits - Force 33</p> <p>Gearcase Seal Kits - Force Applications 33</p>	<p>Mercury Mariner Force Water Pumps Section 6</p> <p>Water Pump Impeller Identification 70-71</p> <p>Water Pump Kits - 8, 9.9, 15, 40, 50, 60 EFI HP, 3-Cyl. 4-Stroke 72</p> <p>Water Pump Kits - 25, 30, 40, 50 EFI HP, 3-Cyl. (1998 & Up) 4-Stroke 73</p> <p>Water Pump Kits - 40-275 HP, 3-Cyl., L4 & L6 Verado... 4-Stroke 74</p> <p>Water Pump Kits - 15 HP & Below..... 2-Stroke 75</p> <p>Water Pump Kits - 15XD-60 HP w/ Metal Pump Housing 2-Stroke 76</p> <p>Water Pump Kits - 20-70 HP w/ Small Plastic Pump Hsg. 2-Stroke 77</p> <p>Water Pump Kits - 65-225 HP w/ Large Plastic Pump Hsg. 2-Stroke 78</p> <p>Water Pump Kits - 65-225 HP w/ Large Metal Pump Hsg. 2-Stroke 79-80</p> <p>Water Pump Kits - 75-140 HP (Force & Chrysler Only) 80</p> <p>Water Pump Kits Applications (Force & Chrysler Only) 80</p> <p>Water Pump Kits Applications..... 4-Stroke 81</p> <p>Water Pump Kits Applications..... 2-Stroke 82-86</p>
<p>Mercury Mariner Force Lower Gear Housing Gears Section 3</p> <p>Lower Gear Housing Gears - Inline 4 (40, 45, 50 HP)..... 36</p> <p>Lower Gear Housing Gears - 3-Cylinder 40, 50 HP 37</p> <p>Lower Gear Housing Gears - 3-Cylinder 50, 55, 60 HP 38</p> <p>Lower Gear Housing Gears - 3 & 4-Cyl. w/ 3 Jaw Rev. Clutch 39</p> <p>Lower Gear Housing Gears - 3 & 4-Cyl. w/ 6 Jaw Rev. Clutch 40</p> <p>Lower Gear Housing Gears - Inline 4 w/ 3 Jaw Rev. Clutch 41</p> <p>Lower Gear Housing Gears - Inline 4 w/ 6 Jaw Rev. Clutch 42</p> <p>Lower Gear Housing Gears - Inline 6 (90-150 HP)..... 43</p> <p>Lower Gear Housing Gears - V6 135, 150 HP 44</p> <p>Lower Gear Housing Gears - V6 160, 175, 200 HP w/o Drive Shaft Nut 45</p> <p>Lower Gear Housing Gears - V6 150 (XR6, MAG III) 150 EFI, 150 DFI, 175 HP 46</p> <p>Lower Gear Housing Gears - V6 150 (XR4, MAG III) 175, 200, 200 EFI, 220 HP 47</p> <p>Lower Gear Housing Gears - V6 200, 225 (3.0L DFI), 225, 250 (3.0L EFI) HP 48</p> <p>Lower Gear Housing Gears - V6 225, 250 (3.0L Carb) 49</p> <p>Lower Gear Housing Gears Applications 50-51</p>	<p>Mercury Mariner Force Prop Hardware, Prop Wrenches, Tools & Anodes Section 7</p> <p>Prop Hardware - 6-15 HP (1 & 2-Cyl.) 88</p> <p>Prop Hardware - 8-25 HP (2-Cyl.) 88</p> <p>Prop Hardware - 30-75 HP (2, 3 & L4-Cy.) 89</p> <p>Prop Hardware - 60-120 HP (Inline 4-Cyl.) 89</p> <p>Prop Hardware - 70-275 HP (L4 & V6) 89</p> <p>Prop Kits & Hardware Applications 90</p> <p>Prop Wrenches 90</p> <p>Service Tools 91-92</p> <p>Aluminum Anodes 93</p> <p>Aluminum Prop Nut Anode Kits & Replacement Anodes 94</p> <p>Anodes Applications 94-96</p>
<p>Mercury Mariner Force Gearcase Shift Components Section 4</p> <p>Shift Components - 25-50 HP (2 & 3-Cyl.) 54</p> <p>Shift Components - 35-70 HP (2, 3 & 4-Cyl.) 54</p> <p>Shift Components - 50, 55, 60 HP (3-Cyl.) 55</p> <p>Shift Components - 50, 60-125 HP (3 & 4-Cyl.) 55</p> <p>Shift Components - L4, L6 & V6 56</p> <p>Shift Components - V6 (3.0L) 56</p> <p>Shift Components Applications 57-58</p>	

TABLE OF CONTENTS

MERCURY / MARINER / FORCE POWERHEAD COMPONENTS

<i>Mercury / Mariner / Force Pistons</i> Section 8	<i>Mercury / Mariner / Force Powerhead Gaskets</i> Section 13
GLM Exclusive Marine Pistons 98	Head Gaskets - 1, 2, 3 & L4-Cylinder 158
Piston Ring Coatings Comparison 98	Head Gaskets - Early Mariner 2-Cylinder..... 158
Piston Designs (Crossflow, Loopcharged & Four-Stroke) 99	Head Gaskets - 60° V6 - Mercury & Mariner 159
Inline 3-Cylinder DFI Pistons 100	Head Gaskets - Force..... 169
Inline 4-Cylinder Crossflow Pistons 101	Powerhead Gasket Kits - Mercury & Mariner 160-162
2 & 3-Cylinder Loopcharged Pistons 102	Powerhead Gasket Kits - Force..... 163
Inline 2, 3, 4 & 6-Cylinder Crossflow Pistons 103	Cylinder Head Seals..... 163
3-Cylinder Loopcharged Pistons 104	Cylinder Head O-rings 163
Inline 3 & 4-Cylinder Loopcharged Pistons 105-107	Head Gasket and Gasket Kit Applications 164-166
60° V6 Loopcharged Pistons 108-111	Powerhead Mounting Gaskets - 2, 3, L4 & L6-Cylinder 167
Inline 2, 3, 4 & 6-Cylinder Piston Kits & Rings Applications 112-113	Powerhead Mounting Gaskets - V6 168
60° V6 Piston Kits and Rings Applications 114	Crankcase Gaskets 168
<i>Mercury / Mariner / Force Powerhead Bearings & Seals</i> Section 9	Cylinder Block Cover Gaskets 168-169
GLM's Needle & Caged Bearings 116-117	Reed Block Gaskets 169
Needle Bearing Identification 118	Transfer Port Cover Gaskets 170
Powerhead Bearings - Connecting Rod Bearings (Big End)..... 118	Baffle Plate - Exhaust Manifold Gaskets 170-171
Powerhead Bearings - Center Bearings 119	V6 Divider Plate Gaskets 171
Bearing Applications 120-124	Water Jacket Cover Gaskets 172
Crankshaft Bearings, Oil Seals & O-rings 125	Sound Attenuator Gaskets 172
Crankshaft Bearings, Oil Seals & O-rings Applications ... 126-129	Miscellaneous Gaskets 172
<i>Mercury / Mariner / Force Thermostats</i> Section 10	<i>Mercury / Mariner / Force Oil Seal & O-ring Size Charts</i> Section 14
Thermostats & Thermostat Kits 132-133	Mercury / Mariner / Force Oil Seals Shaft & Bore Size 174
Poppet Valve Kits 133	Mercury / Mariner / Force O-Ring Size Chart 175
Thermostat & Poppet Valve Kit Applications 134	
Thermostat Housing Components 135-136	
<i>Mercury / Mariner / Force Ignition and Electrical</i> Section 11	
Ignition System Components - Point 138	
Ignition System Components - Condenser 138	
Ignition System Components - Coil 138	
Ignition System Components - Rotor Shaft Bearings 138	
Ignition System Applications 138-139	
<i>Mercury / Mariner / Force Carburetor Kits and Fuel Pumps</i> Section 12	
GLM's Plastic Inline Fuel Filters 142	
Low Pick-up Water / Fuel Separator Mounting Bracket 143	
How to Choose the Correct Water / Fuel Separator 144	
Stainless Steel Brackets / Die Cast Aluminum Brackets 144	
Water Separating Fuel Filter Kits 145	
Carburetor Diaphragm and Gasket Kits 146-147	
Inlet Needles and Seat Assemblies 147	
Gaskets for Fuel System 148	
Check Valve Kits 149	
Fuel Pump Diaphragm Kits 150	
Fuel System Components and Kits Applications 151-155	
	WARRANTY
	Limited Warranty of GLM Products, Inc. 176
	Warranty Service Procedure 177
	GLM Products, Inc. Warranty Claim Application 178



Section 1

Mercury / Mariner / Force Gearcase Exploded Views

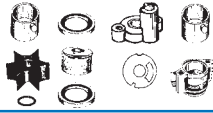
<i>Gearcase Components - 3.9, 4, 4.5, 6, 7.5, 9.8 HP</i>	<i>6-7</i>
<i>Gearcase Components - 6, 8, 9.9, 10, 15 HP</i>	<i>8-9</i>
<i>Gearcase Components - 18XD, 20, 25 HP</i>	<i>10-11</i>
<i>25 HP (4S), 30 HP (2-Cyl.), 40 HP, 50 HP (2 & 3-Cyl.) (2 & 4-Stroke) .</i>	<i>12-13</i>
<i>Gearcase Components - 35-70 HP (2, 3 & 4-Cyl.)</i>	<i>14-15</i>
<i>Gearcase Components - 50, 55, 60 HP (3-Cyl.)(2-Stroke)</i>	<i>16-17</i>
<i>Gearcase Components - 40, 50, 60 HP EFI (4-Cyl.)(4-Stroke)</i>	<i>16-17</i>
<i>Gearcase Components - 30-125 HP (3 & 4-Cyl.)(2 & 4-Stroke)</i>	<i>18-19</i>
<i>Gearcase Components - L4, L6, & V6 (65-225 HP)</i>	<i>20-21</i>
<i>Gearcase Components - 3.0L (200 DFI, 225 CARB, 225 & 250 EFI)</i>	<i>22-23</i>
<i>Gearcase Components - 4-Stroke Verado</i>	<i>24-25</i>

Mercury / Mariner / Force

GEARCASE COMPONENTS - 3.9, 4, 4.5, 6, 7.5, 9.8 HP

Complete Water Pump Kit

No. 12122



21

Water Pump Service Kit

No. 12270



22

Water Pump Service Kit

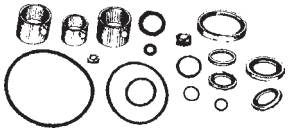
No. 12271



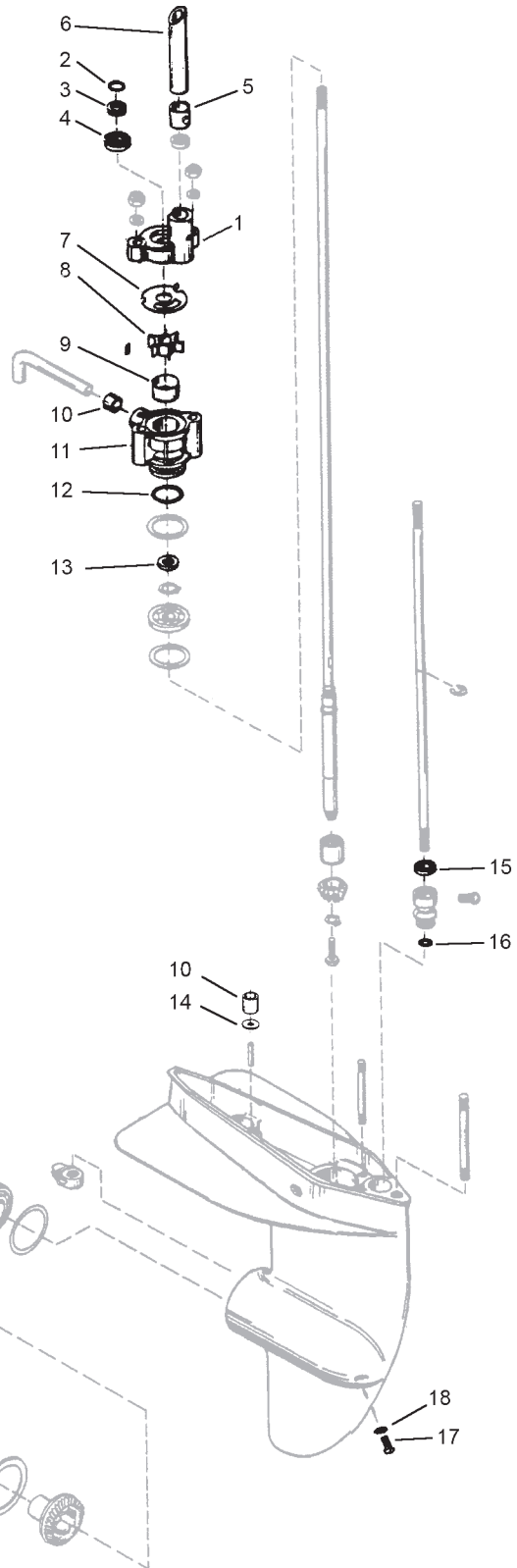
23

Gearcase Seal Kit

No. 87574*



24



* Use Application Guide on Pg. 30

Mercury / Mariner / Force

GEARCASE COMPONENTS - 6, 8, 9.9, 10, 15 HP

Complete Water Pump Kit

No. 12051



27

Water Pump Impeller Kit

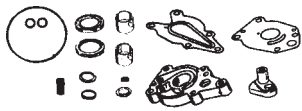
No. 12306



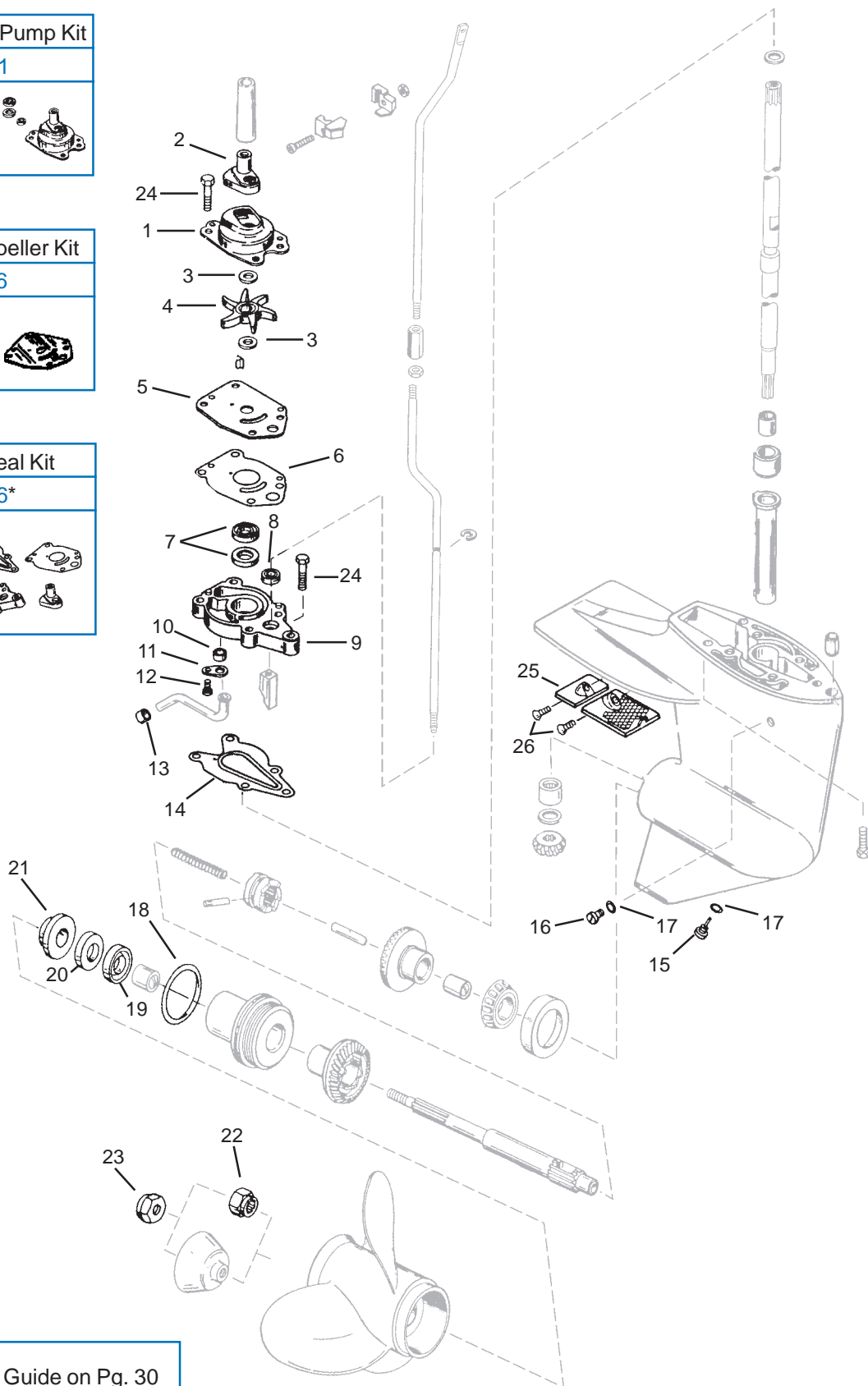
28

Gearcase Seal Kit

No. 87576*



29



* Use Application Guide on Pg. 30

Mercury / Mariner / Force

GEARCASE COMPONENTS - 18XD, 20, 25 HP

Complete Water Pump Kit

No. 12014



25

Water Pump Impeller Kit

No. 12107



26

Gearcase Seal Kit

No. 87808*



27

Gearcase Seal Kit


No. 87573*



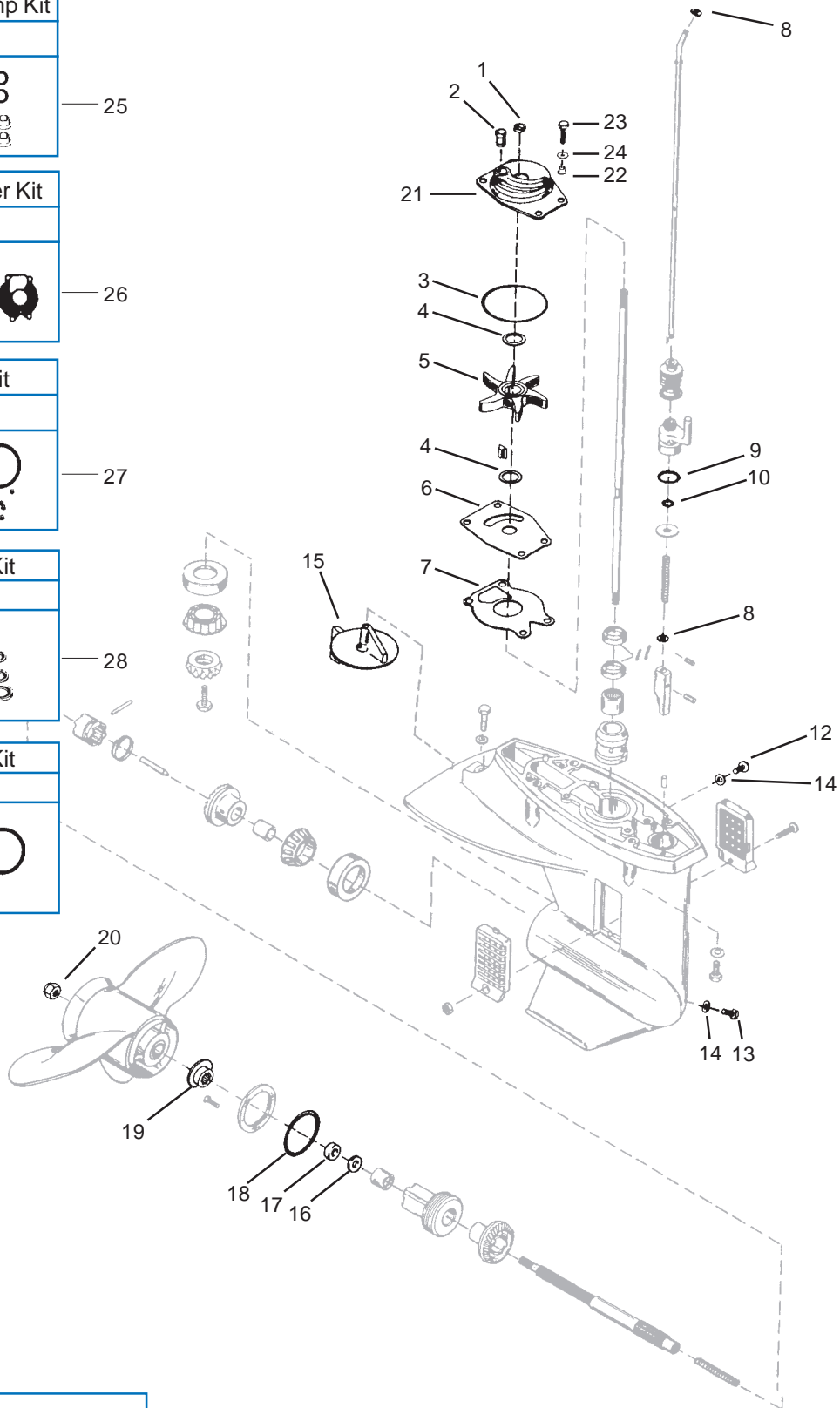
28

Gearcase Seal Kit

No. 87575*



29



* Use Application Guide on Pg. 30

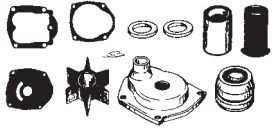
Mercury / Mariner / Force

GEARCASE COMPONENTS - 25 HP (4S), 30 HP (2-CYL.), 40 HP, 50 HP (2 & 3-CYL.)

2 & 4-Stroke

Complete Water Pump
Housing Kit

No. 12126



41

Water Pump Impeller Kit

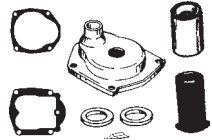
No. 12045



42

Water Pump Housing Kit

No. 12426



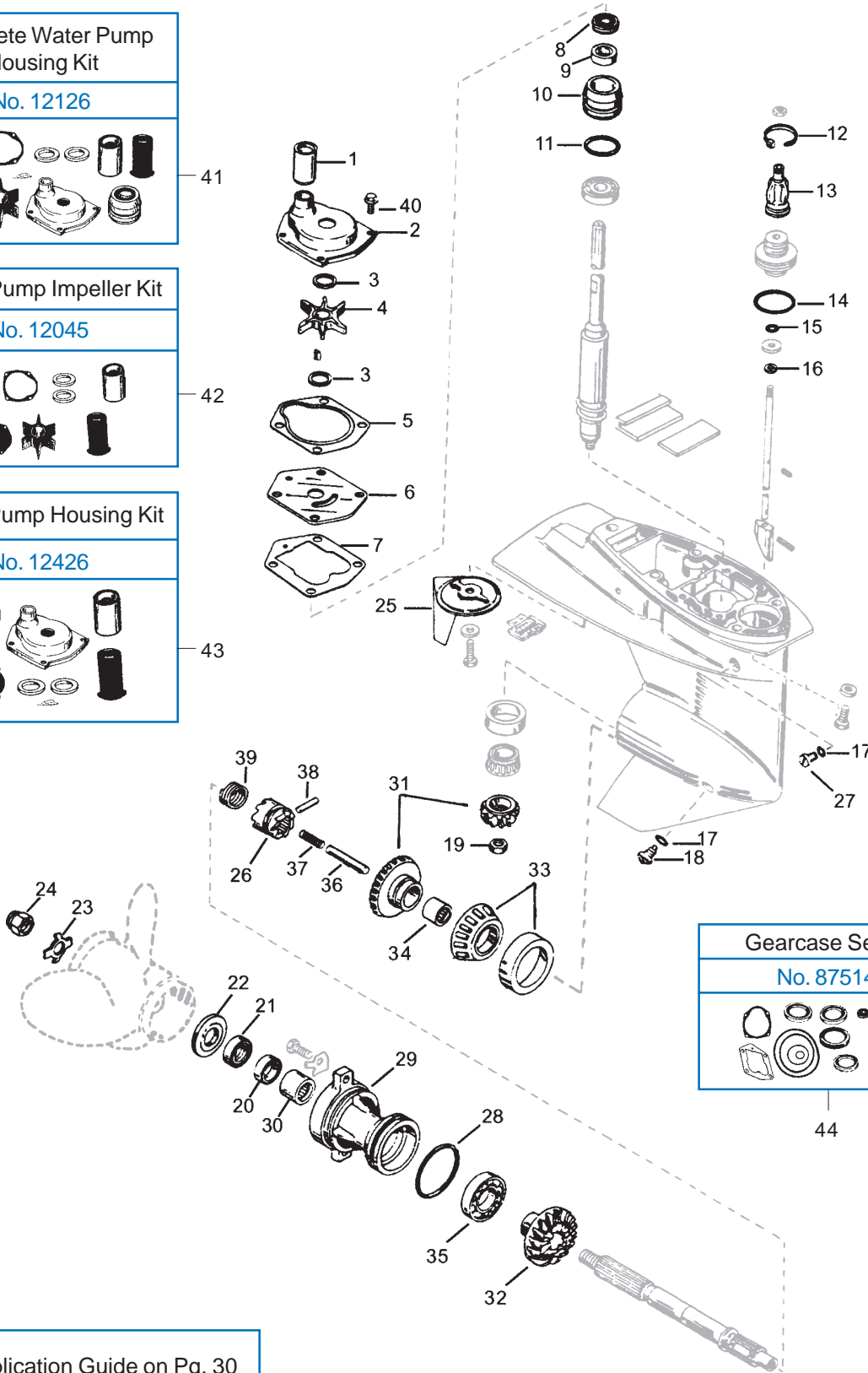
43

Gearcase Seal Kit

No. 87514*



44



* Use Application Guide on Pg. 30

Mercury / Mariner / Force

GEARCASE COMPONENTS - 25 HP (4S), 30 HP (2-CYL.), 40 HP, 50 HP (2 & 3-CYL.)

GLM No.	Ref No.	OEM No.	Description
85181	1	823547-1	Water Tube Seal
12426	2	46-821351A3	Pump Housing
31210	3	12-86645-1	Washer
89640	4	47-85089-3	Impeller
37490	5	27-822189	Gasket
12505	6	821354-2	Wear Plate
37700	7	27-822217	Gasket
85880	8	26-821309	Oil Seal
85890	9	26-821310	Oil Seal
12358	10	46-821307A2	Pump Base
82210	11	25-821308	O-ring
21465	12	54-816311T	Cable Tie
89083	13	822158	Boot
82230	14	25-26855	O-ring
45230	15	25-85594	O-ring
21490	16	12-29245	Washer
31170	17	26-8M0058390	Gasket
21731	18	22-67892A1	Draining Screw
11192	19	11-55910	Pinion Nut
85120	20	26-69188	Oil Seal
85520	21	26-69189	Oil Seal
21290	22	73345A1	Thrust Hub
21220	23	14-76281	Tab Washer
21240	24	11-69578A1	Prop Nut
12676	25	822157T2	Anode
11066	26	52-812314T	Clutch Dog
22420	27	10-79953Q2	Screw Set
82310	28	25-815460	O-ring
11394	29	19291A3	Bearing Carrier
11428	30	31-21700	Bearing
11454	31	43-803498T1	P/Forward Gear Set
11464	32	43-822163T1	Reverse Gear
21581	33	31-99328A1	Bearing
11426	34	31-41326	Bearing
21628	35	30-20839T	Bearing
11186	36	821578	Cam Follower
11046	37	24-826199-1	Spring
21106	38	17-85093	Cross Pin
11047	39	24-38114	Spring
23236	40	10-824832-4	Screw
12126	41	N/A	Complete Water Pump Housing Kit
12045	42	821354A2	Water Pump Impeller Kit
12426	43	46-821351A3	Water Pump Housing Kit
87514	44	823547A2	Gearcase Seal Kit

Mercury / Mariner / Force

GEARCASE COMPONENTS - 35-70 HP (2, 3 & 4-CYL.)

Complete Water Pump Kit

No. 12100



56

Complete Water Pump Kit

No. 12180



57

Water Pump Impeller Kit

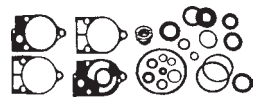
No. 12250



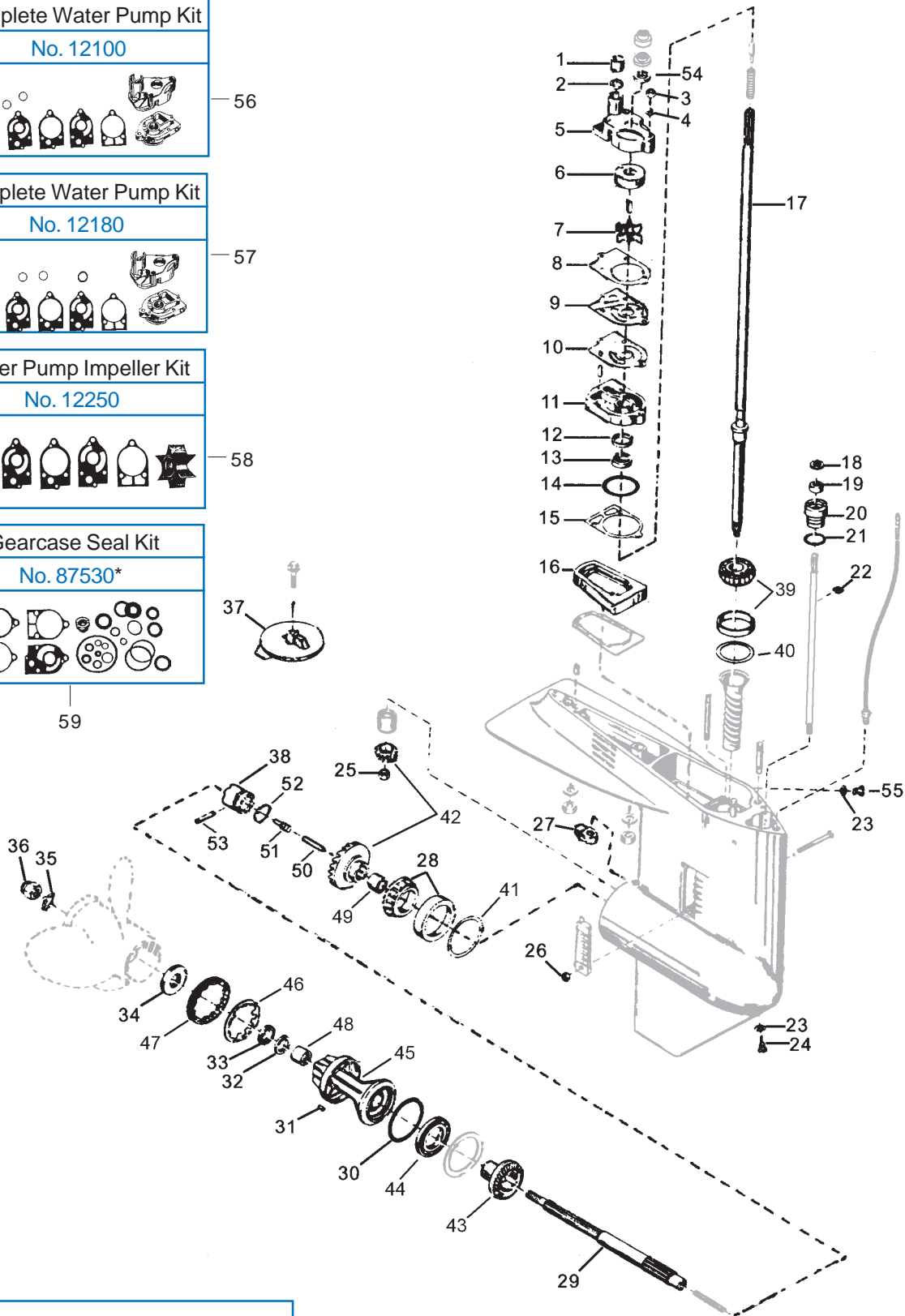
58

Gearcase Seal Kit

No. 87530*



59



* Use Application Guide on Pg. 30

Mercury / Mariner / Force

GEARCASE COMPONENTS - 35-70 HP (2, 3 & 4-CYL.)

GLM No.	Ref No.	OEM No.	Description
85360	1	26-38452	Grommet
32710	2	12-38453	Gasket
21180	3	11-13438	Lock Nut
21490	4	12-29245	Washer
12420	5	46-77822A1	Water Pump Housing
12860	6	48753	Water Pump Cup
89830	7	47-89983T	Impeller
31070	8	27-19551	Gasket
12520	9	32768	Wear Plate
31060	10	27-19553	Gasket
12030	11	46-77177A1	Water Pump Base
85080	12	26-90562	Oil Seal
85580	13	26-79831	Oil Seal
82240	14	25-26722	O-ring
31190	15	27-19552	Gasket
85630	16	37721	Seal
11165	17	45-98180	Drive Shaft (Long)
30030	18	12-77674	Gasket
85581	19	26-816464-1	Oil Seal
21020	20	23-77631A2	Bushing Assembly
81180	21	25-25439	O-ring
21136	22	53-29641	Retaining Ring
31170	23	26-8M0058390	Gasket
21731	24	22-67892A1	Draining Screw
11192	25	11-55910	Pinion Nut
21161	26	11-45812	Lock Nut
11184	27	76039-4	Shift Cam
21630	28	31-38356A1	Bearing
11156	29	44-75365	Prop Shaft
83345	30	25-31986	O-ring
11080	31	28-30281	Key
85120	32	26-69188	Oil Seal
85520	33	26-69189	Oil Seal
21290	34	73345A1	Thrust Hub
21220	35	14-76281	Tab Washer
21240	36	11-69578A1	Prop Nut
12670	37	31640Q4	Anode
11065	38	52-92911T	Clutch Dog
21585	39	31-77420A1	Bearing
23225	40	15-92881A1	Shim Set
23226	41	15-38374A1	Shim Set
11452	42	43-803497T1	P/Forward Gear Set
11462	43	43-79158T	Reverse Gear
21628	44	30-20839T	Bearing
11382	45	69386A1	Bearing Carrier
11370	46	14-53012	Keyed Washer
21112	47	11-87763	Cover Nut
11428	48	31-21700	Bearing
11427	49	31-21739	Bearing
11187	50	38441	Cam Follower
21091	51	20843	Slide
11047	52	24-38114	Spring
21107	53	17-38113	Cross Pin
21320	54	25-20273	Slinger
22420	55	10-79953Q2	Screw Set
12100	56	46-77177A3	Complete Water Pump Kit
12180	57	46-73640A2	Complete Water Pump Kit
12250	58	47-89983T1	Water Pump Impeller Kit
87530	59	26-79831A1	Gearcase Seal Kit

Mercury / Mariner / Force

50, 55, 60 HP (3-CYL.) (2-STROKE), 40, 50, 60 HP EFI (4-CYL.) (4-STROKE)

3.44 in. (87.38mm) Torpedo Diameter

Complete Water Pump Kit

No. 12095



46

Water Pump Impeller Kit

No. 12044



47

Gearcase Seal Kit

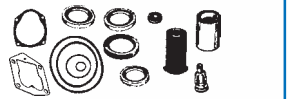
No. 87809*



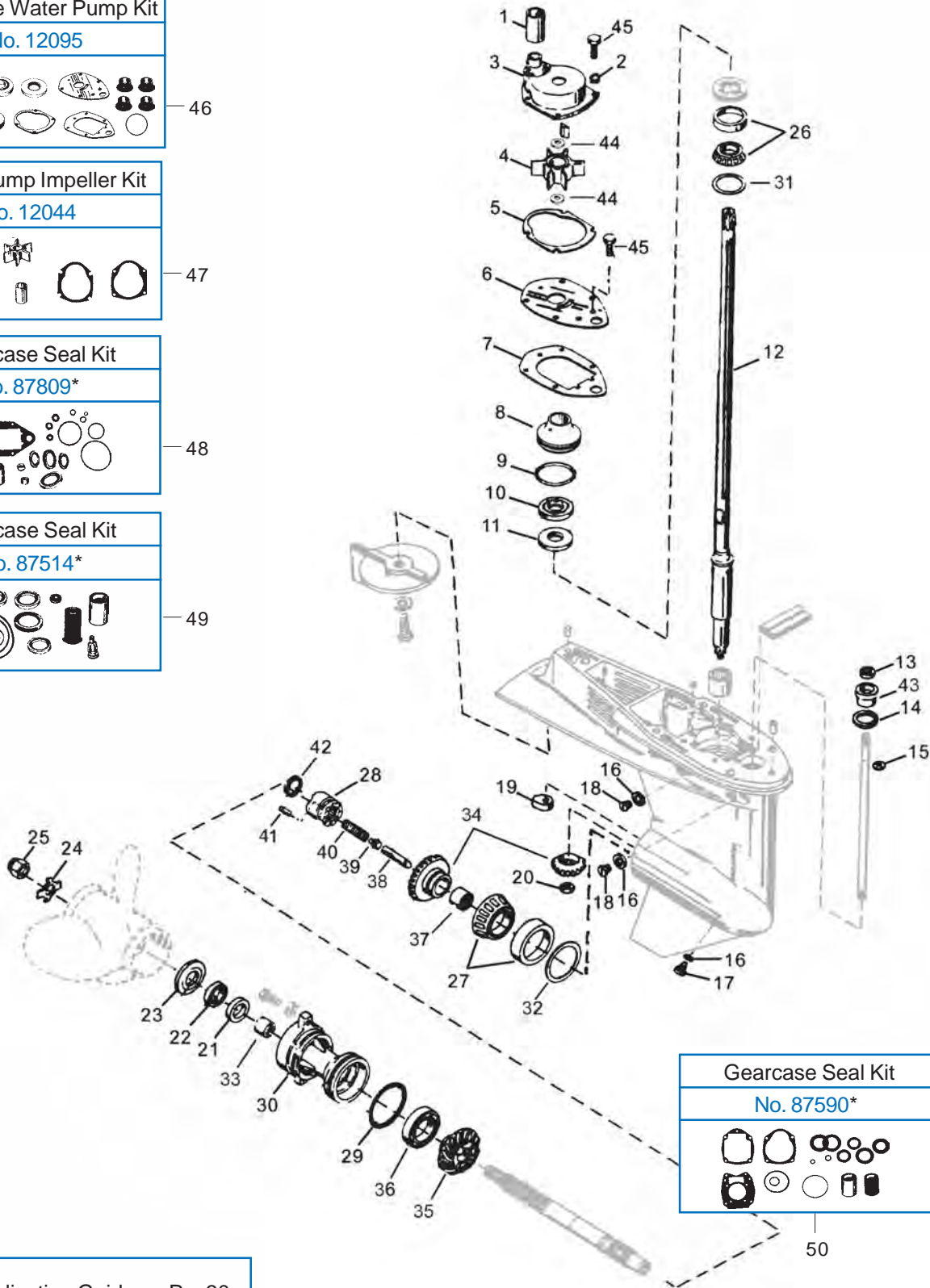
48

Gearcase Seal Kit

No. 87514*



49



Gearcase Seal Kit

No. 87590*



50

* Use Application Guide on Pg. 30

Mercury / Mariner / Force

50, 55, 60 HP (3-CYL.) (2-STROKE), 40, 50, 60 HP EFI (4-CYL.) (4-STROKE)

GLM No.	Ref No.	OEM No.	Description
85180	1	43023	Tube Seal
85182	1	859770-1	Tube Seal (For 4-Stroke)
31590	2	23-43045	Insulator
12417	3	14334A3	Pump Housing
89616	4	47-19453T	Impeller
37490	5	27-822189	Gasket
12506	6	19700A2	Wear Plate
37470	7	27-19701	Gasket
12352	8	46-812966A7	Pump Base
82250	9	25-30224	O-ring
86870	10	26-814670	Oil Seal
86860	11	26-814669	Oil Seal
11167	12	45-812731	Drive Shaft (Long)
85581	13	26-816464-1	Oil Seal
81780	14	25-45258	O-ring
21136	15	53-29641	Retaining Ring
31170	16	26-8M0058390	Gasket
21731	17	22-67892A1	Draining Screw
22420	18	10-79953Q2	Screw Kit
11184	19	76039-4	Shift Cam
11192	20	11-55910	Pinion Nut
85120	21	26-69188	Oil Seal
85520	22	26-69189	Oil Seal
21290	23	73345A1	Thrust Hub
21220	24	14-76281	Tab Washer
21240	25	11-69758A1	Prop Nut
21585	26	31-77420A1	Bearing
21541	27	31-812767A1	Bearing
11063	28	52-850048T	Clutch Dog
82310	29	25-815460	O-ring
11394	30	19291A3	Bearing Carrier
23224	31	15-812770A1	Shim Set
23223	32	15-812769A1	Shim Set
11428	33	31-21700	Bearing
11562	34	43-803499T1	P/Forward Gear Set (1.64:1 Ratio)
11572	35	43-813695T	Reverse Gear
21628	36	30-20839T	Bearing
11427	37	31-21739	Bearing
11188	38	812929-1	Cam Follower
21091	39	20843	Slide
11048	40	24-815418	Spring
21107	41	17-38113	Cross Pin
11050	42	24-30893	Spring
21022	43	23-813696A2	Bushing Assembly
31177	44	12-858234	Washer-Plastic
23236	45	10-824832-4	Screw
12095	46	46-812966A11	Complete Water Pump Kit
12044	47	47-19453Q2	Water Pump Impeller Kit
87809	48	26-814669A2	Gearcase Seal Kit
87514	49	823547A2	Gearcase Seal Kit
87590	50	26-43035A4	Gearcase Seal Kit

Mercury / Mariner / Force

GEARCASE COMPONENTS - 30-125 HP (3 & 4-CYL.)

2 & 4-Stroke with 4.25" (107.95mm) Torpedo Diameter Big Foot

Complete Water Pump Kit

No. 12094



52

Complete Water Pump Kit

No. 12414



54

Complete Water Pump Kit

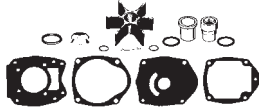
No. 12096



53

Water Pump Impeller Kit

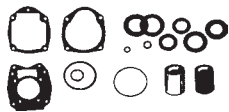
No. 12043



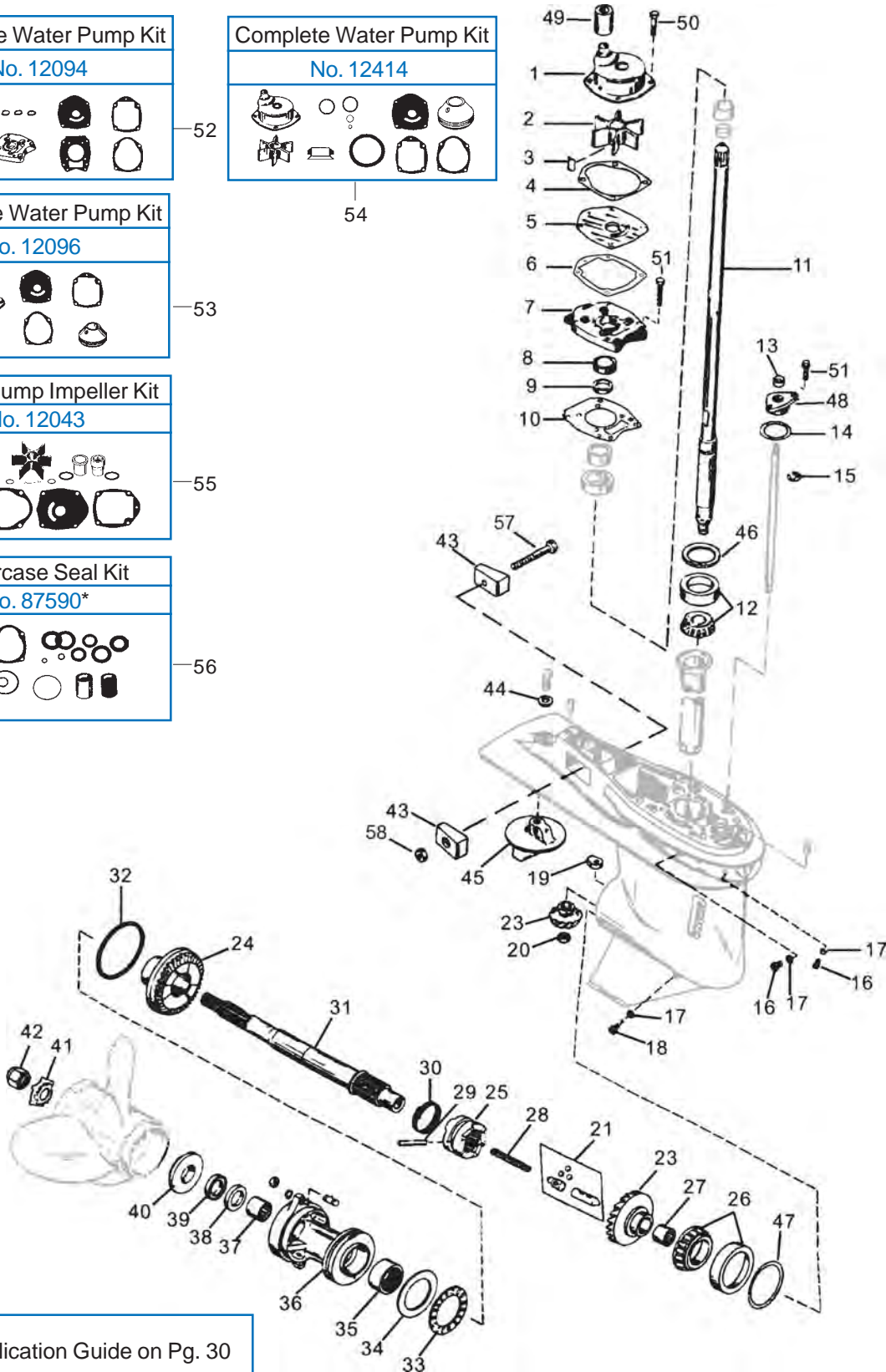
55

Gearcase Seal Kit

No. 87590*



56



* Use Application Guide on Pg. 30

Mercury / Mariner / Force

GEARCASE COMPONENTS - 30-125 HP (3 & 4-CYL.)

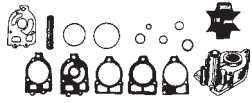
GLM No.	Ref No.	OEM No.	Description	GLM No.	Ref No.	OEM No.	Description
12416	1	817275A2	Water Pump Assembly	23222	46	15-44492A1	Shim Set
89630	2	47-43026T2	Impeller	23221	47	15-44491A1	Shim Set
11071	3	28-43037	Key	21024	48	23-43052A4	Bushing Assembly
31240	4	27-817277-1	Gasket	85180	49	43023	Water Tube Seal (White)
12500	5	817276-1	Wear Plate	85190	49	43023-2	Water Tube Seal (Black)
30091	6	27-43033-1	Gasket	12838	49	832942A1	Coupling Assembly
12342	7	43055A4	Pump Base Assembly	23234	50	10-826844-30	Screw
85170	8	26-43036	Oil Seal	22342	51	10-40003-30	Screw
85160	9	26-43035	Oil Seal	12094	52	46-43024A7	Complete Water Pump Kit
30320	10	27-43047-2	Gasket	12096	53	817275A6	Complete Water Pump Kit
11160	11	45-43031A1	Drive Shaft (Long)	12414	54	817275Q4	Complete Water Pump Kit
11164	11	45-826736A1	Drive Shaft (Long)	12043	55	47-43026Q06	Water Pump Impeller Kit
22960	12	31-42677A1	Bearing	87590	56	26-43035A4	Gearcase Seal Kit
85581	13	26-816464-1	Oil Seal	22341	57	10-40003-33	Screw
81275	14	25-45710	O-ring	21169	58	11-40138-6	Nut
21136	15	53-29641	Retaining Ring				
22420	16	10-79953Q2	Screw Kit				
31170	17	26-8M0058390	Gasket				
21731	18	22-67892A1	Draining Screw				
11184	19	76039-4	Shift Cam (3 Jaw)				
11185	19	850307	Shift Cam (6 Jaw)				
11190	20	11-35921	Pinion Nut				
11182	21	850315A1	Cam Follower Kit				
22492	22	30-44530	Ball				
11560	23	43-803500T1	P/Forward Gear Set (2.31:1 - 3 Jaw)				
11565	23	43-803501T1	P/Forward Gear Set (2.31:1 - 6 Jaw)				
11570	24	43-12635T	Reverse Gear (3 Jaw)				
11575	24	43-850034T	Reverse Gear (6 Jaw)				
11061	25	52-822539T	Clutch Dog (3 Jaw)				
11063	25	52-850048T	Clutch Dog (6 Jaw)				
21820	26	31-30894A1	Bearing				
11420	27	31-30895	Bearing				
11034	28	24-30622	Spring (3 Jaw)				
11036	28	24-850327	Spring (6 Jaw)				
21131	29	17-30632	Cross Pin				
11050	30	24-30893	Spring				
11153	31	44-12238T	Prop Shaft (3 Jaw)				
11155	31	44-850308	Prop Shaft (6 Jaw)				
82390	32	25-97386	O-ring				
22750	33	31-12576	Thrust Bearing				
21653	34	12-12577	Thrust Washer				
22760	35	31-12578T	Bearing				
11412	36	12596T2	Bearing Carrier				
11410	37	31-30956	Bearing				
85130	38	26-76868	Oil Seal				
85530	39	26-70081	Oil Seal				
21350	40	13191A1	Thrust Hub				
21200	41	14-816629Q	Tab Washer				
21230	42	11-827614	Prop Nut				
12675	43	826134Q	Anode				
28420	44	12-45176	Washer				
12670	45	31640Q4	Trim Tab				

Mercury / Mariner / Force

GEARCASE COMPONENTS - L4, L6 & V6 (65-225 HP)

Complete Water Pump Kit

No. 12280



69

Water Pump Impeller Kit

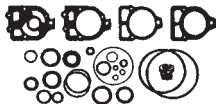
No. 12290



70

Gearcase Seal Kit

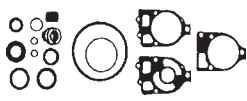
No. 87520*



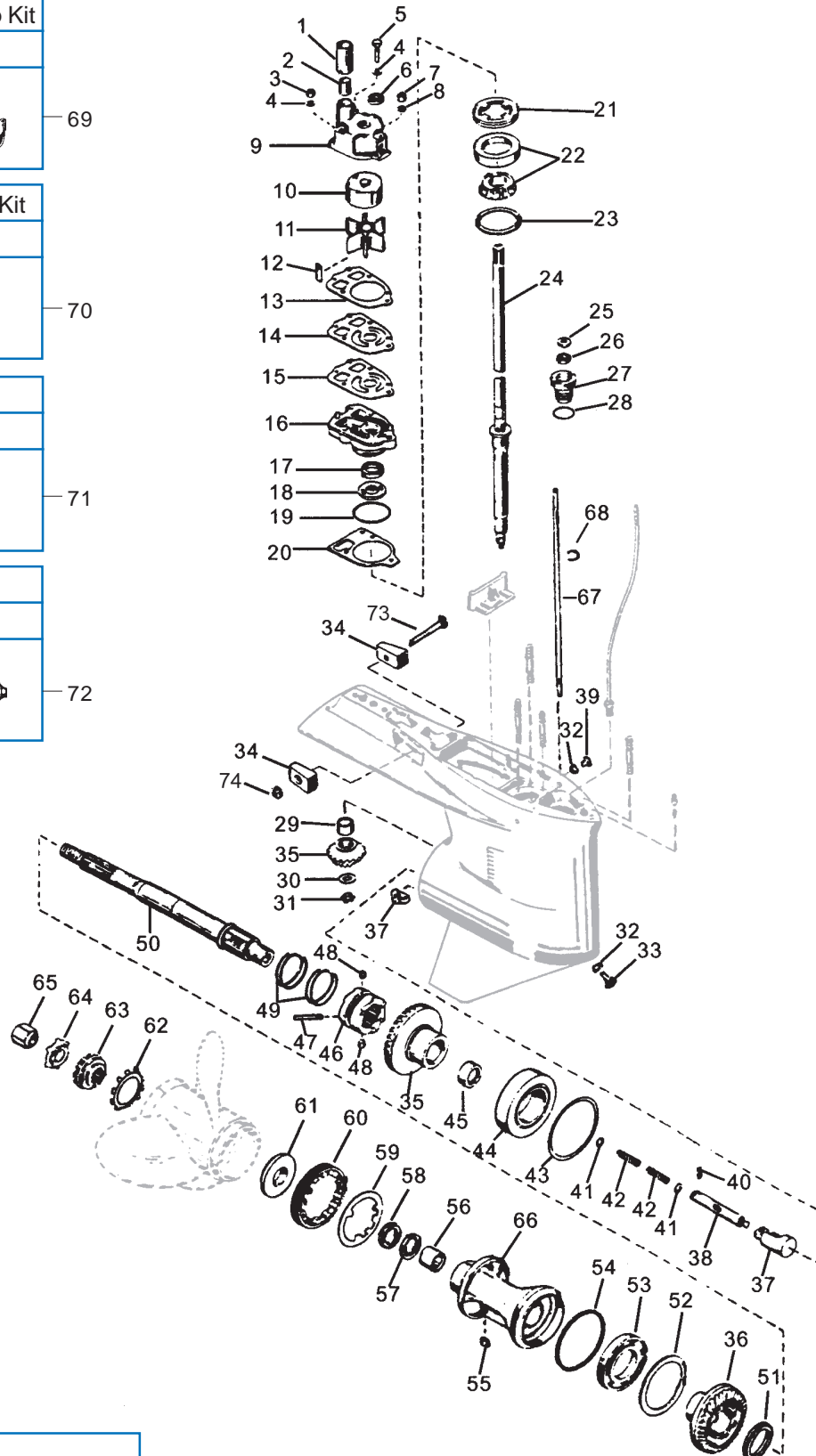
71

Gearcase Seal Kit

No. 87540*



72



* Use Application Guide on Pg. 30

Mercury / Mariner / Force

GEARCASE COMPONENTS - L4, L6 & V6 (65-225 HP)

GLM No.	Ref No.	OEM No.	Description	GLM No.	Ref No.	OEM No.	Description
12820	1	23-29804	Tube Guide	22420	39	10-79953Q2	Screw Set
12830	2	26-38970	Seal	21101	40	17-78906	Pin
21180	3	11-13438	Nut	21665	41	12-78910	Washer
21490	4	12-29245	Washer	11033	42	24-79910	Spring
12833	5	10-96411	Screw	23220	43	15-47397A1	Shim Set
21330	6	25-30271	Slinger	21820	44	31-30894A1	Bearing
21190	7	11-13436	Nut	21830	44	31-78172A1	Bearing
21720	8	12-36001	Washer	11430	45	31-54928-1	Bearing
12410	9	46-96148T1	Pump Housing	11420	45	31-30895T	Bearing
12810	10	48752T	Pump Cup	11060	46	52-853594T	Clutch Dog
89840	11	47-89984T4	Impeller	11061	46	52-822539T	Clutch Dog
11070	12	28-56654	Key	11062	46	52-823174T	Clutch Dog
31020	13	27-858524	Gasket	11064	46	52-859340T	Clutch Dog
12510	14	32435	Wear Plate	21131	47	17-30632	Cross Pin
31010	15	27-85608-1	Gasket	21102	47	17-78905	Cross Pin
12320	16	46-44292A3	Pump Base	21103	48	17-78909	Detent Pin
85040	17	26-16977	Oil Seal	21104	48	17-828356	Detent Pin
85070	18	26-89238	Oil Seal	11050	49	24-30893	Spring
81390	19	25-90011	O-ring	11059	49	24-78962	Spring
31050	20	27-42631-1	Gasket	11151	50	44-94148	Prop Shaft
23200	21	824519-1	Retainer	11152	50	44-93003	Prop Shaft
21580	22	31-36387A1	Bearing	11012	51	23-824108	Thrust Spacer
23210	23	15-42637A1	Shim Set	23140	52	68100-1	Thrust Ring
11161	24	45-44000-1	Drive Shaft	21620	53	30-88957T	Bearing
11162	24	45-42646	Drive Shaft	83445	54	25-896524	O-ring
11163	24	45-98682A1	Drive Shaft (with Pre-load Pin)	11080	55	28-30281	Key
30030	25	12-77674	Gasket	11410	56	31-30956	Bearing
85581	26	26-816464-1	Oil Seal	85130	57	26-76868	Oil Seal
21020	27	23-77631A2	Bushing	85700	58	26-12224	Oil Seal
81180	28	25-25439	O-ring	11380	59	14-79447	Keyed Washer
21610	29	31-42647A1	Bearing	21120	60	79448	Cover Nut
22780	29	31-32898T	Bearing	21301	61	12-835467-1	Thrust Hub
32800	30	12-92721	Washer	21760	62	13-42351-1	Lockwasher
11190	31	11-35921	Nut	21360	63	12-31211A3	Receiver
31170	32	26-8M0058390	Gasket	21200	64	14-816629Q	Tab Washer
21731	33	22-67892A1	Draining Screw	21230	65	11-827614	Lock Nut
12675	34	826134Q	Anode	11396	66	43567T1	Bearing Carrier
11340	35	43-68548T3	Pinion Gear (Straight)	21150	67	76062A1	Shift Shaft (Long)
11350	35	43-68447T1	Forward Gear (Straight)	21136	68	53-29641	Retaining Ring
11670	35	43-44102A7	P/Forward Gear (2.00:1)	12280	69	46-96148A8	Complete Water Pump Kit
11780	35	43-803619T1	P/Forward Gear (2.00:1)	12290	70	47-89984T5	Water Pump Impeller Kit
11450	35	43-44104A8	P/Forward Gear (1.87:1)	87520	71	26-55682A1	Gearcase Seal Kit
11675	35	43-803615T2	P/Forward Gear (1.87:1)	87540	72	26-89238A2	Gearcase Seal Kit
11710	35	43-859321A3	P/Forward Gear (1.75:1)	22341	73	10-40003-33	Screw
11360	36	43-76250T	Reverse Gear (Straight)	21169	74	11-40138-6	Nut
11680	36	43-824987A2	Reverse Gear				
11790	36	43-85462T	Reverse Gear				
11460	36	43-824986A2	Reverse Gear				
11685	36	43-828175A1	Reverse Gear				
11720	36	43-859322A1	Reverse Gear				
11180	37	89594A1	Cam Follower Kit				
26420	38	79911A1	Rod Kit				
26430	38	828827	Rod				

Mercury / Mariner / Force

GEARCASE COMPONENTS - 3.0L (200 DFI, 225 CARB, 225 & 250 EFI)

Complete Water Pump Kit

No. 12096



60

Complete Water Pump Kit

No. 12414



61

Gearcase Seal Kit

No. 87512*



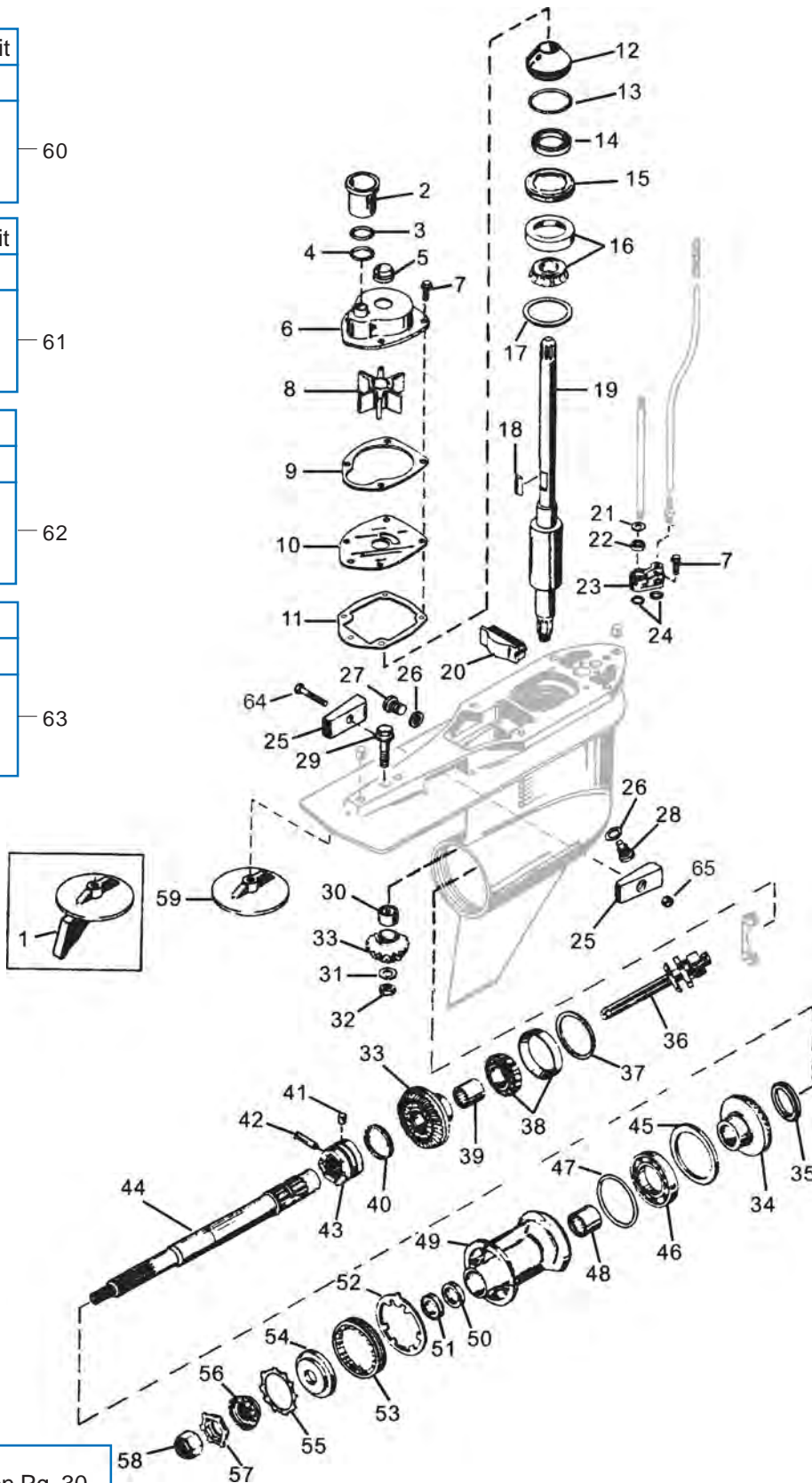
62

Gearcase Seal Kit

No. 87513*



63



* Use Application Guide on Pg. 30

Mercury / Mariner / Force

GEARCASE COMPONENTS - 3.0L (200 DFI, 225 CARB, 225 & 250 EFI)

GLM No.	Ref No.	OEM No.	Description	GLM No.	Ref No.	OEM No.	Description
12670	1	31640Q4	Anode	83445	47	25-896524	O-ring
12838	2	832942A1	Coupling Assembly	11410	48	30-30956	Bearing
82150	3	25-35027	O-ring	11405	49	818763A11	Bearing Carrier
82110	4	25-21836	O-ring	85130	50	26-14077	Oil Seal
85590	5	26-816575A2	Face Seal	85700	51	26-12224	Oil Seal
12415	6	817275A1	Water Pump Assembly	11381	52	14-18323	Keyed Washer
12834	7	10-19937-16	Screw	21120	53	79448	Cover Nut
89630	8	47-43026T2	Impeller	21301	54	12-835467	Thrust Washer
31240	9	27-817277-1	Gasket	21760	55	13-42351-1	Lockwasher
12500	10	817276-1	Wear Plate	21360	56	12-31211A3	Tab Washer Receiver
30091	11	27-43033-1	Gasket	21200	57	14-816629Q	Tab Washer
12341	12	807929A1	Pump Base	21250	58	11-827614	Lock Nut
81390	13	25-90011	O-ring	12710	59	76214Q5	Anode
85022	14	26-864319	Oil Seal	12096	60	817275A6	Complete Water Pump Kit
23200	15	824519-1	Retainer	12414	61	817275Q4	Complete Water Pump Kit
21580	16	31-36387A1	Bearing	87512	62	26-816575A4	Gearcase Seal Kit
23210	17	15-42637A1	Shim Set	87513	63	26-816575A5	Gearcase Seal Kit
11071	18	28-43037	Key	22341	64	10-40003-33	Screw
11140	19	45-816472	Drive Shaft	21169	65	11-40138-6	Nut
88180	20	821526	Filler Block				
30030	21	12-77674	Gasket				
85581	22	26-816464-1	Oil Seal				
21018	23	23-815921A4	Shift Bushing				
81175	24	25-36318	O-ring				
12675	25	826134Q	Anode				
31170	26	26-8M0058390	Gasket				
22420	27	10-79953Q2	Screw Set				
21731	28	22-67892A1	Draining Screw				
21741	29	10-806327	Screw				
21610	30	31-42647A1	Bearing				
32800	31	12-92721	Washer				
11190	32	11-35921	Nut				
11710	33	43-859321A3	P/Forward Gear (1.75)				
11091	33	43-828072A2	P/Forward Gear (1.62)				
11720	34	43-859322A1	Reverse Gear				
11013	34	43-828073A1	Reverse Gear				
11012	35	23-824108	Thrust Spacer				
11030	36	818349T1	Shift Spool				
23220	37	15-47397A1	Shim Set (3.500 O.D.)				
23221	37	15-44491A1	Shim Set (3.265 O.D.)				
21590	38	31-35928A1	Bearing (1.875 I.D./3.500 O.D.)				
21593	38	31-828439A2	Bearing (1.875 I.D./3.265 O.D.)				
21820	38	31-30894A1	Bearing (1.750 I.D./3.265 O.D.)				
11420	39	31-30895T	Bearing				
11050	40	24-30893	Spring				
21104	41	17-828356	Detent Pin				
21131	42	17-30632	Cross Pin				
11060	43	52-853594T	Clutch Dog				
11064	43	52-859340T	Clutch Dog				
11155	44	44-850308	Prop Shaft				
23140	45	68100-1	Thrust Ring				
21620	46	30-88957T	Bearing				

Mercury / Mariner / Force

GEARCASE COMPONENTS - 4-STROKE VERADO

Complete Water Pump Kit

No. 12121



35

Water Pump Impeller Kit

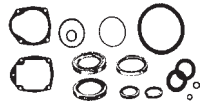
No. 12013



36

Gearcase Seal Kit

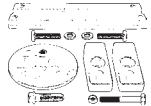
No. 87515*



37

Aluminum Anode Kit 4-Cylinder

No. 12945



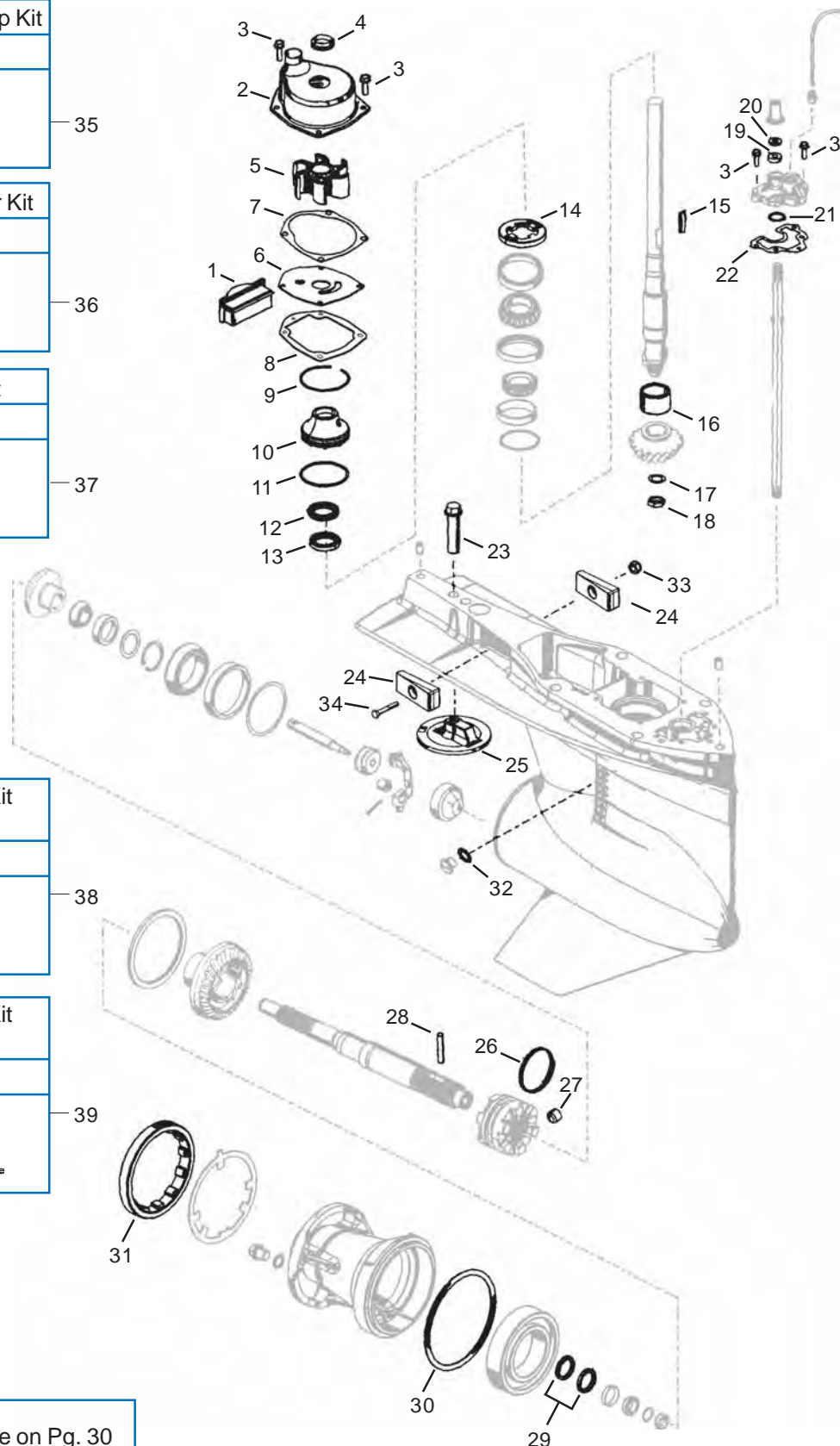
38

Aluminum Anode Kit 6-Cylinder

No. 12944



39



* Use Application Guide on Pg. 30



Section 2

Mercury / Mariner / Force Gearcase Seal and Bearing Kits

<i>Gearcase Seal Kits - Mercury & Mariner</i>	<i>28</i>
<i>Seal & Bearing Kits - Without Forward Bearing</i>	<i>29</i>
<i>Gearcase Seal & Bearing Kits Applications.....</i>	<i>30-32</i>
<i>Gearcase Seal Kits - Force</i>	<i>33</i>
<i>Gearcase Seal Kits - Force Applications</i>	<i>33</i>

Mercury / Mariner / Force

GEARCASE SEAL KITS

Mercury & Mariner

No. 87576

OEM: 26-41365A3



No. 87590

OEM: 26-43035A4



No. 87520

OEM: 26-55682A1



No. 87573

OEM: 26-66303A1



No. 87574

OEM: 26-77066A1



No. 87530

OEM: 26-79831A1



No. 87809

OEM: 26-814669A2



No. 87512

OEM: 26-816575A4



No. 87513

OEM: 26-816575A5



No. 87810

OEM: 26-820645A1



No. 87514

OEM: 823547A2



No. 87575

OEM: 26-85090A1



No. 87808

OEM: 26-85090A2



No. 87540

OEM: 26-89238A2



Mercury / Mariner / Force

SEAL & BEARING KITS - WITHOUT FORWARD BEARING

No. 11800

OEM: 31-803029T1



No. 11810

OEM: 31-803031T1



No. 11820

OEM: 31-803033T1



No. 11830

OEM: 31-803496T1



No. 11840

OEM: 31-803806T1



No. 11850

OEM: 31-803495T1



No. 11860

OEM: 31-803494T1



No. 11870

OEM: 31-803493T1



Mercury / Mariner / Force

GEARCASE SEAL AND BEARING KITS APPLICATIONS

Model	Year	Country	Serial No. Range	Lower Unit Seal Kit	Seal & Bearing Kit (w/forward brg.)
4 (1-Cyl.)	1982-86	USA	5595532-0A809600	87574	-
4 (1-Cyl.)	1982-86	AUS	8068065 and Up	87574	-
4 (1-Cyl.)	1982-86	BEL	9258281-9477829	87574	-
4 (1-Cyl.)	1982-86	CAN	7143688 and Up	87574	-
4.5 (1-Cyl.)	1975-79	USA	4107220 and Up	87574	-
4.5 (1-Cyl.)	1975-79	AUS	8026540 and Up	87574	-
4.5 (1-Cyl.)	1975-79	BEL	9072179 and Up	87574	-
4.5 (1-Cyl.)	1975-79	CAN	7045758 and Up	87574	-
6	1986-93	USA	0A197112 and Up	87576	-
6	1986-93	BEL	9461526 and Up	87576	-
7.5 (7.5, 75)	1978	USA	4851693 and Up	87574	-
7.5 (7.5, 75)	1978	AUS	8051350 and Up	87574	-
7.5 (7.5, 75)	1978	BEL	9181726 and Up	87574	-
7.5 (7.5, 75)	1978	CAN	7111898 and Up	87574	-
8	1986-93	USA	0A197112 and Up	87576	-
8	1986-93	BEL	9461526 and Up	87576	-
8 (Bodense 4-Stroke)	1995-98	USA	0H00058-0H017349	87576	-
8 (Bodense 4-Stroke)	1995-98	USA	0G760300 and Up	87576	-
9.8 (9.8, 110)	1979-85	USA	4839254 and Up	87574	-
9.8 (9.8, 110)	1979-85	AUS	8050625 and Up	87574	-
9.8 (9.8, 110)	1979-85	BEL	9165303 and Up	87574	-
9.8 (9.8, 110)	1979-85	CAN	7111348 and Up	87574	-
9.9	1986-93	USA	0A197112 and Up	87576	-
9.9	1986-93	BEL	9461526 and Up	87576	-
9.9 (4-Stroke)	1999	USA	0H00058-0H17349	87576	-
9.9 (4-Stroke)	1990-93	USA	0G760300 and Up	87576	-
10 (XR10, Sea Pro 10)	1990-93	USA	0D038000 and Up	87576	-
10 (XR10, Sea Pro 10)	1990-93	BEL	9596000 and Up	87576	-
10 Magnum / Marathon	1990-93	USA	0D038000 and Up	87576	-
10 Magnum / Marathon	1990-93	BEL	9596000 and Up	87576	-
15 (15, 15 Sea Pro / Marathon)	1988-93	USA	0B292414 and Up	87576	-
15 (15, 15 Sea Pro / Marathon)	1988-93	BEL	9927000 and Up	87576	-
15 XD Sea Pro / Marathon	1997-98	BEL	9927000 and Up	87808	-
15 (Super)	-	USA	0B238464 and Up	87808	-
15 (Super)	-	BEL	9507381 and Up	87808	-
15 (Super)	-	CAN	0A730007 and Up	87808	-
18	1980-83	USA	5837437-6443972	87575	-
18	1980-83	AUS	8071973 and Up	87575	-
18	1980-83	BEL	9308306-9415100	87575	-
18	1980-83	CAN	7173723-7209532	87575	-
18 (18XD)	1984-85	USA	6443973 and Up	87808	-
18 (18XD)	1984-85	BEL	9378151 and Up	87808	-
18 (18XD)	1984-85	CAN	7209533 and Up	87808	-
20 (20, 200)	1978-81	USA	4709593-6443972	87573	-
20 (20, 200)	1978-81	AUS	8045199 and Up	87573	-
20 (20, 200)	1978-81	BEL	9157230-9415100	87573	-
20 (20, 200)	1978-81	CAN	7098523-7209532	87573	-
20 (20, 20XD)	1986-87	USA	6443973 and Up	87808	-
20 (20, 20XD)	1986-87	BEL	9415101 and Up	87808	-
20 (20, 20XD)	1986-87	CAN	7209533 and Up	87808	-
25	1980-83	USA	5705532-6443972	87575	-
25	1980-83	AUS	8073158 and Up	87575	-
25	1980-83	BEL	9315316-9415100	87575	-
25	1980-83	CAN	7166928-7209532	87575	-
25 (25, 25XD)	1983 1/2	USA	6416713 and Up	87808	-
25 (25, 25XD)	1983 1/2	BEL	9378116 and Up	87808	-
25 (25, 25XD)	1983 1/2	CAN	7207858 and Up	87808	-
25 Lightning (3-Cyl.)	1997	USA	0E268781 and Up	87808	-
25 (4-Stroke)	1998	USA	0G590000 and Up	87514	-
30 (2-Cyl.) (644cc)	1994-98	USA	0G053314 and Up	87514	-
35 (2-Cyl.)	1984-86	USA	6445653 and Up	87530	-
35 (2-Cyl.)	1984-86	BEL	9384476 and Up	87530	-
35 (2-Cyl.)	1984-86	CAN	7209608 and Up	87530	-
40 (40, 402) (2-Cyl.)	1978-79	USA	4860103-0G053313	87530	-
40 (40, 402) (2-Cyl.)	1978-79	AUS	8052125 and Up	87530	-
40 (40, 402) (2-Cyl.)	1978-79	BEL	9184451 and Up	87530	-
40 (40, 402) (2-Cyl.)	1978-79	CAN	7112423 and Up	87530	-
40 (2-Cyl.) (644cc)	1994-98	USA	0G053314 and Up	87514	-
40 (4-Stroke) (Non Bigfoot)	1998	USA	0G231123 and Up	87514	-
40 (4-Cyl.)	1989-Up	USA	0C159200 and Up	87530	11870
40 (4-Cy l.)	1989-Up	BEL	9570790 and Up	87530	11870
40 (3-Cyl.)	1997-98	USA	0G531301 and Up	87514	11860
40 (3-Cyl.)	1997-98	BEL	9973100 and Up	87514	11860
45 Bodensee (4-Stroke) (Non Bigfoot)	1996-98	USA	0G231123 and Up	87514	-
45 (4-Cyl.)	1986	USA	5531630 and Up	87530	11870
45 (4-Cyl.)	1986	AUS	8063985 and Up	87530	11870
45 (4-Cyl.)	1986	BEL	9248006 and Up	87530	11870
45 (4-Cyl.)	1986	CAN	7143688 and Up	87530	11870



Mercury / Mariner / Force

GEARCASE SEAL AND BEARING KITS APPLICATIONS

Model	Year	Country	Serial No. Range	Lower Unit Seal Kit	Seal & Bearing Kit (w/o forward brg.)
50 (4-Cyl.)	1980-85	USA	5531630 and Up	87530	11870
50 (4-Cyl.)	1980-85	AUS	8063985 and Up	87530	11870
50 (4-Cyl.)	1980-85	BEL	9248006 and Up	87530	11870
50 (4-Cyl.)	1980-85	CAN	7143688 and Up	87530	11870
50 (3-Cyl.)	1991-95	USA	0D000750-0G589999	87809	11850
50 (3-Cyl.)	1991-95	BEL	9683055-9973099	87809	11850
50 (3-Cyl.)	1998	USA	0G590000 and Up	87514	11860
50 (3-Cyl.)	1998	BEL	9973100 and Up	87514	11860
50 (3-Cyl.)	1986-87	USA	6428681-0D000749	87530	-
50 (3-Cyl.)	1986-87	BEL	9385911-9683054	87530	-
50 (3-Cyl.)	1986-87	CAN	7208333 and Up	87530	-
50 (4-Stroke) (Non Bigfoot)	1995-98	USA	0G231123 and Up	87514	-
50 (4-Stroke) (Bigfoot)	1995-98	USA	0G231123 and Up	87590	-
55 (3-Cyl.)	1996	USA	0D000750 and Up	87809	11850
55 (3-Cyl.)	1996	BEL	9741042 and Up	87809	11850
60 (3-Cyl.)	1984-87	USA	6428681-0D000749	87530	-
60 (3-Cyl.)	1984-87	BEL	9385911-9683054	87530	-
60 (3-Cyl.)	1984-87	CAN	7208333 and Up	87530	-
60 (3-Cyl.) (Bigfoot)	1991-95	USA	0D000750 and Up	87590	-
60 (3-Cyl.) (Bigfoot)	1991-95	BEL	9683055 and Up	87590	-
60 (3-Cyl.) Standard, Non Bigfoot	1991-95	USA	0D000750 and Up	87809	11850
60 (3-Cyl.) Standard, Non Bigfoot	1991-95	BEL	9683055 and Up	87809	11850
60 (3-Cyl.) 3 Jaw Rev. Clutch Bigfoot	1991-95	USA	0D000750-0G589999	87590	11830
60 (3-Cyl.) 3 Jaw Rev. Clutch Bigfoot	1991-95	BEL	9683055-9973099	87590	11830
60 (3-Cyl.) 6 Jaw Rev. Clutch Bigfoot	1991-95	USA	0D000750-0G589999	87590	11830
60 (3-Cyl.) 6 Jaw Rev. Clutch Bigfoot	1991-95	BEL	9683055-9973099	87590	11830
60 (3-Cyl.) 6 Jaw Rev. Clutch Bigfoot	1998	USA	590000 and Up	87590	11830
60 (3-Cyl.) 6 Jaw Rev. Clutch Bigfoot	1998	BEL	9973100 and Up	87590	11830
70 (3-Cyl.)	1977-79	USA	4571652-0A996141	87530	-
70 (3-Cyl.)	1977-79	AUS	8042350 and Up	87530	-
70 (3-Cyl.)	1977-79	BEL	9135825-9385910	87530	-
70 (3-Cyl.)	1977-79	CAN	7087823-7208332	87530	-
70 (3-Cyl.) 3 Jaw Rev. Clutch	1987	USA	0A996142-0C221999	87590	11830
70 (3-Cyl.) 3 Jaw Rev. Clutch	1987	BEL	9483121-9589038	87590	11830
70 (3-Cyl.) 6 Jaw Rev. Clutch	1987	USA	0A996142-0C221999	87590	11830
70 (3-Cyl.) 6 Jaw Rev. Clutch	1987	BEL	9483121-9589038	87590	11830
75 (3-Cyl.) 3 Jaw Rev. Clutch	1990-93	USA	0A996142 and Up	87590	11830
75 (3-Cyl.) 3 Jaw Rev. Clutch	1990-93	BEL	9483121 and Up	87590	11830
75 (3-Cyl.) 6 Jaw Rev. Clutch	1994-98	USA	0A996142 and Up	87590	11830
75 (3-Cyl.) 6 Jaw Rev. Clutch	1994-98	BEL	9483121 and Up	87590	11830
75 (4-Cyl.)	1984-88	USA	6432901 and Up	87520	-
75 (4-Cyl.)	1984-88	BEL	9393856 and Up	87520	-
75 (4-Cyl.)	1984-88	CAN	7208573 and Up	87520	-
80 (3-Cyl.) 3 Jaw Rev. Clutch	1987	USA	0A996142-0C221999	87590	11830
80 (3-Cyl.) 3 Jaw Rev. Clutch	1987	BEL	9483121-9589038	87590	11830
80 (3-Cyl.) 6 Jaw Rev. Clutch	1987	USA	0A996142-0C221999	87590	11830
80 (3-Cyl.) 6 Jaw Rev. Clutch	1987	BEL	9483121-9589038	87590	11830
80 (80, 800) (4-Cyl.)	1978-79	USA	4831999-6432900	87520	-
80 (80, 800) (4-Cyl.)	1978-79	AUS	8050200 and Up	87520	-
80 (80, 800) (4-Cyl.)	1978-79	BEL	9177626-9393855	87520	-
80 (80, 800) (4-Cyl.)	1978-79	CAN	7110998-7208572	87520	-
90 (3-Cyl.) 3 Jaw Rev. Clutch	1987	USA	0A996142 and Up	87590	11830
90 (3-Cyl.) 3 Jaw Rev. Clutch	1987	BEL	9483121 and Up	87590	11830
90 (3-Cyl.) 6 Jaw Rev. Clutch	1987	USA	0A996142 and Up	87590	11830
90 (3-Cyl.) 6 Jaw Rev. Clutch	1987	BEL	9483121 and Up	87590	11830
90 (90, 900) (6-Cyl.)	1978-79	USA	4845301 and Up	87520	-
90 (90, 900) (6-Cyl.)	1978-79	CAN	7111698 and Up	87520	-
90 (90, 900) (6-Cyl.)	1978-79	AUS	8060545 and Up	87520	-
100 (4-Cyl.) 3 Jaw Rev. Clutch	1988-93	USA	0B209468 and Up	87590	11830
100 (4-Cyl.) 3 Jaw Rev. Clutch	1988-93	BEL	9523034 and Up	87590	11830
100 High Altitude 3 Jaw Rev. Clutch	1988-93	USA	0B209468 and Up	87590	11830
100 High Altitude 3 Jaw Rev. Clutch	1988-93	BEL	9523034 and Up	87590	11830
100 (4-Cyl.) 6 Jaw Rev. Clutch	1988-98	USA	0B209468 and Up	87590	11830
100 (4-Cyl.) 6 Jaw Rev. Clutch	1988-98	BEL	9523034 and Up	87590	11830
100 High Altitude 6 Jaw Rev. Clutch	1988-93	USA	0B209468 and Up	87590	11830
100 High Altitude 6 Jaw Rev. Clutch	1988-93	BEL	9523034 and Up	87590	11830
115 (4-Cyl.) 3 Jaw Rev. Clutch	1988-93	USA	0C100000 and Up	87590	11830
115 (4-Cyl.) 3 Jaw Rev. Clutch	1988-93	BEL	9559771 and Up	87590	11830
115 High Altitude 3 Jaw Rev. Clutch	1989-93	USA	0C100000 and Up	87590	11830
115 High Altitude 3 Jaw Rev. Clutch	1989-93	BEL	9559771 and Up	87590	11830
115 (4-Cyl.) 6 Jaw Rev. Clutch	1989-93	USA	0C100000 and Up	87590	11830
115 (4-Cyl.) 6 Jaw Rev. Clutch	1989-93	BEL	9559771 and Up	87590	11830
115 High Altitude 6 Jaw Rev. Clutch	1989-93	USA	0C100000 and Up	87590	11830
115 High Altitude 6 Jaw Rev. Clutch	1989-93	BEL	9559771 and Up	87590	11830
115 (115, 1150) (6-Cyl.)	1978-79	USA	4855153 and Up	87520	-
115 (115, 1150) (6-Cyl.)	1978-79	AUS	8051950 and Up	87520	-
115 (115, 1150) (6-Cyl.)	1978-79	CAN	711248 and Up	87520	-

Mercury / Mariner / Force

GEARCASE SEAL AND BEARING KITS APPLICATIONS

Model	Year	Country	Serial No. Range	Lower Unit Seal Kit	Seal & Bearing Kit (w/forward brg.)
125 (4-Cyl.) 3 Jaw Rev. Clutch	1994-98	USA	0D283222 and Up	87590	11830
125 (4-Cyl.) 3 Jaw Rev. Clutch	1994-98	BEL	9793577 and Up	87590	11830
125 High Altitude 3 Jaw Rev. Clutch	1994-98	USA	0D283222 and Up	87590	11830
125 High Altitude 3 Jaw Rev. Clutch	1994-98	BEL	9793577 and Up	87590	11830
125 (4-Cyl.) 6 Jaw Rev. Clutch	1994-98	USA	0D283222 and Up	87590	11830
125 (4-Cyl.) 6 Jaw Rev. Clutch	1994-98	BEL	9793577 and Up	87590	11830
125 High Altitude 6 Jaw Rev. Clutch	1994-98	USA	0D283222 and Up	87590	11830
125 High Altitude 6 Jaw Rev. Clutch	1994-98	BEL	9793577 and Up	87590	11830
140 (140, 1400) (6-Cyl.)	1978-79	USA	4865678 and Up	87520	-
140 (140, 1400) (6-Cyl.)	1978-79	AUS	8052650 and Up	87520	-
140 (140, 1400) (6-Cyl.)	1978-79	CAN	7112773 and Up	87520	-
V-135 Std. Rotation, 2:1 Ratio, Ratcheting	1986-88	USA	0A904646-0G437999	87540	11810
V-135 Counter Rotation, Ratcheting	1989-90	USA	0C100861-0G437999	87540	-
V-135 Std. Rotation, 2:1 Ratio, Non-Ratcheting	1997-04	USA	0G438000 and Up	87540	11820
V-135 Counter Rotation, Non-Ratcheting	1997-04	USA	0G438000 and Up	87540	-
V-135 DFI Std. Rotation, 2:1, Non-Ratcheting	1998-04	USA	0G590000 and Up	87540	11810
V-135 DFI Counter Rotation, Non-Ratcheting	1998-04	USA	0G590000 and Up	87540	-
V-150 Std. Rotation, 2:1 Ratio, Ratcheting	1985	USA	6616991-0A904645	87520	11800
V-150 Std. Rotation, 2:1 Ratio, Ratcheting	1986-88	USA	0A904646-0G437999	87540	11810
V-150 Counter Rotation, 2:1, Ratcheting	1989-90	USA	0C100861-0G437999	87540	-
V-150 (XR4, MAG II) w/ 4-1/4" Dia. Torpedo	1988-91	USA	0C239553-04303045	87540	-
V-150 (XR4, MAG III) w/ 4-1/4" Dia. Torpedo	1988-91	USA	0D082000-0G437999	87540	11810
V-150 EFI Std. Rotation, 1.87:1, Ratcheting	1993-95	USA	0D082000-0G437999	87540	11810
V-150 EFI Counter Rotation, 1.87:1, Ratcheting	1993-95	USA	0D082000-0G437999	87540	-
V-150 Std. Rotation, 2:1, Non-Ratcheting	1996-98	USA	0G438000 and Up	87540	11820
V-150 Counter Rotation, Non-Ratcheting	1996-98	USA	0G438000 and Up	87540	-
V-150 (XR6, MAG III) Std. Rot., 1.87:1, Non-Ratchet	1996-98	USA	0G438000 and Up	87540	11820
V-150 EFI Std. Rot., 1.87:1, Non-Ratcheting	1996-98	USA	0G438000 and Up	87540	11820
V-150 EFI Counter Rot., 1.87:1, Non-Ratcheting	1996-98	USA	0G438000 and Up	87540	-
V-150 DFI Std. Rot., 1.87:1, Non-Ratcheting	1998	USA	0G590000 and Up	87540	11820
V-150 DFI Counter Rot., 1.87:1, Non-Ratcheting	1998	USA	0G590000 and Up	87540	-
V-175 Std. Rot., w/ pre-load pin in drive shaft	1980-81	USA	5393737-6618750	87520	11800
V-175 Std. Rot., w/ pre-load pin in drive shaft	1980-81	AUS	8064250 and Up	87520	11800
V-175 Std. Rot., 1.87:1 Ratio, Ratcheting	1985-88	USA	6618751-0G437999	87540	11810
V-175 Counter Rot., 1.87:1 Ratio, Ratcheting	1985-88	USA	6618751-0G437999	87540	-
V-175 EFI Std. Rot., 1.87:1, Ratcheting	1991	USA	0D000750-0G437999	87540	11810
V-175 EFI Counter Rot., 1.87:1, Ratcheting	1991	USA	0D082000-0G437999	87540	-
V-175 Std. Rot., 1.87:1, Non-Ratcheting	1996-98	USA	0G438000 and Up	87540	11820
V-175 Counter Rot., 1.87:1, Non-Ratcheting	1996-98	USA	0G438000 and Up	87540	-
V-175 EFI Std. Rot., 1.87:1, Non-Ratcheting	1996-98	USA	0G438000 and Up	87540	11820
V-175 Counter Rot., 1.87:1, Non-Ratcheting	1996-98	USA	0G438000 and Up	87540	-
V-200 Std. Rot. w/ pre-load pin in drive shaft	1978-79	USA	5393737-6073191	87520	11800
V-200 Std. Rot. w/ pre-load pin in drive shaft	1980-81	AUS	8061595-8065672	87520	11800
V-200 Std. Rot. w/ pre-load pin in drive shaft	1982-84	USA	6073192-6625220	87520	11800
V-200 Std. Rot., 1.87:1, Ratcheting	1985-88	USA	6625221-0C291519	87540	11810
V-200 Counter Rot., 1.87:1, Ratcheting	1989-90	USA	0C100861-0G437999	87540	-
V-200 Std. Rot., 1.87:1, Ratcheting	1991	USA	0C291520-0G437999	87540	11810
V-200 EFI Std. Rot., 1.87:1, Ratcheting	1989-90	USA	0C100861-0C291519	87540	11810
V-200 EFI Std. Rot., 1.87:1, Ratcheting	1991	USA	0C291520-0G437999	87540	11810
V-200 EFI Counter Rot., 1.87:1, Ratcheting	1992-95	USA	0D082000-0G437999	87540	-
V-200 DFI Std. Rot., 1.87:1, Ratcheting	1997-04	USA	0G437999	87540	11840
V-200 DFI Std. Rot., 1.75:1, Non-Ratcheting	1997	USA	0G438000 and Up	87540	11840
V-200 DFI Counter Rot., 1.75:1, Ratcheting	1997	USA	0G386496-0G437999	87513	-
V-200 Std. Rot., 1.87:1, Non-Ratcheting	1996-98	USA	0G438000 and Up	87513	11820
V-200 Counter Rot., 1.87:1, Non-Ratcheting	1996-98	USA	0G438000 and Up	87513	-
V-200 EFI Std. Rot., 1.87:1, Non-Ratcheting	1996-98	USA	0G438000 and Up	87513	11820
V-200 Counter Rot., 1.87:1, Non-Ratcheting	1996-98	USA	0G438000 and Up	87513	-
V-200 DFI Counter Rot., 1.75:1, Non-Ratcheting	1997	USA	0G438000 and Up	87513	-
200 (3.0L) Std. Rot. & DFI, 1.75:1 Ratio	1998	USA	0G590000 and Up	87513	11840
225 (3.0L) DFI Std. Rot., 1.75:1 Ratio	1998	USA	0G590000 and Up	87513	11840
225 (3.0 Carb) Sea Pro Std. Rot., 1.62:1	1994-98	USA	0G437999 and Below	87513	11840
225 (3.0 Carb) Sea Pro Std. Rot., 1.75:1	1994-98	USA	0G437999 and Below	87513	11840
V-220 Std. Rot., 1.87:1 Ratio	1987-88	USA	B117316 and Up	87520	-
V-225 Std. Rot., w/ pre-load pin in drive shaft	1980-81	USA	5628028 and Up	87512	-
225 (3.0 Carb) Std. Rot., 1.62:1 Ratio	1994-98	USA	0D280813 and Up	87513	-
225 (3.0L) EFI Std. Rot., 1.75:1 Ratio	1995-98	USA	0G129222-0G437999	87513	11840
225 (3.0L) EFI Std. Rot., 1.75:1 Ratio	1995-98	USA	0G438000 and Up	87513	11840
225 (3.0L) EFI Std. Rot., 1.87:1 Ratio	1995-98	USA	0G438000 and Up	87513	11840
250 (3.0L) EFI Std. Rot., 1.75:1 Ratio	1995-98	USA	0G129222-0G437999	87513	11840
250 (3.0L) EFI Std. Rot., 1.75:1 Ratio	1995-98	USA	0G438000 and Up	87513	11840
250 (3.0L) EFI Std. Rot., 1.87:1 Ratio	1995-98	USA	0G438000 and Up	87513	11840
250 / 275 Std. Rotation	1989-94	USA	C101891 and Up	87513	11840
Verado	-	-	-	87515	-



Mercury / Mariner / Force

GEARCASE SEAL KITS - FORCE

Force

No. 87800

OEM: FK1060



No. 87801

OEM: FK1061



No. 87805

OEM: FK1068



No. 87802

OEM: FK1062



No. 87803

OEM: FK1063-2



No. 87804

OEM: FK1065



No. 87807

OEM: FK1203-1



GEARCASE SEAL KITS - FORCE APPLICATIONS

Model	Year	Kit	Model	Year	Kit
6, 7.5	1978-Up	87802	75	1980-83	87803
9.9, 15	All	87804	75	1996-97	87809
20, 25	1972-78	87805	85	1980-89	87803
25	1989	87810	85	1989	87807
25	1996-97	87808	90	1974-77	87810
35	1970-72	87800	90	1983	87803
35	1972 1/2	87810	90	1990-94	87807
35	1973	87800	90	1995-Up	87590
35	1974-75	87805	90	1990-91	87807
35	1986-91	87810	105	1970-76	87801
35	1989-91	87810	105	1979-83	87803
40	1992-94	87810	120	1990-94	87807
50	1984-94	87810	120	1995-Up	87590
55	1972 1/2-1974	87810	125	1983-89	87803
55	1978-82	87800	125	1989	87807
60	1984 & Before	87800	125	1989	87807
70	1970-73	87801	150	1989-94	87807
70	1979	87801			
70	1991-95	87809			
75	1975-79	87801			



Section 3

Mercury / Mariner / Force Lower Gear Housing Gears

<i>Lower Gear Housing Gears - Inline 4 (40, 45, 50 HP)</i>	<i>36</i>
<i>Lower Gear Housing Gears - 3-Cylinder 40, 50 HP</i>	<i>37</i>
<i>Lower Gear Housing Gears - 3-Cylinder 50, 55, 60 HP</i>	<i>38</i>
<i>Lower Gear Housing Gears - 3 & 4-Cyl. with 3 Jaw Rev. Clutch.....</i>	<i>39</i>
<i>Lower Gear Housing Gears - 3 & 4-Cyl. with 6 Jaw Rev. Clutch.....</i>	<i>40</i>
<i>Lower Gear Housing Gears - Inline 4 with 3 Jaw Rev. Clutch.....</i>	<i>41</i>
<i>Lower Gear Housing Gears - Inline 4 with 6 Jaw Rev. Clutch.....</i>	<i>42</i>
<i>Lower Gear Housing Gears - Inline 6 (90-150 HP)</i>	<i>43</i>
<i>Lower Gear Housing Gears - V6 135, 150 HP</i>	<i>44</i>
<i>Lower Gear Housing Gears - V6 150, 175, 200 HP w/o Drive Shaft Nut.....</i>	<i>45</i>
<i>Lower Gear Housing Gears - V6 150 (XR6, MAG III) 150 EFI, 150 DFI, 175 HP</i>	<i>46</i>
<i>Lower Gear Housing Gears - V6 150 (XR4, MAG III) 175, 200, 200 EFI, 220 HP</i>	<i>47</i>
<i>Lower Gear Housing Gears -V6 200, 225 (3.0L DFI), 225, 250 (3.0L EFI) HP</i>	<i>48</i>
<i>Lower Gear Housing Gears - V6 225, 250 (3.0L Carb)</i>	<i>49</i>
<i>Lower Gear Housing Gears Applications</i>	<i>50-51</i>

Mercury / Mariner / Force

LOWER GEAR HOUSING GEARS - INLINE 4 (40, 45, 50 HP)

L4 40 HP

Serial No. OC159200 & Up (1989-Up)

L4 45 HP

Serial No. 5531630 & Up (1986)

L4 50 HP

Serial No. 5531630 & Up (1980-86)

2.0:1 Ratio (13:26 Teeth)



<p>COMPLETE GEAR SET</p> <ul style="list-style-type: none"> - Forward/Pinion/Reverse - Forward Gear Bearing GLM No. 21630 - Pinion Nut GLM No. 11192 - Shim Sets GLM No. 23223, 23320 	<p>GLM No. 11442</p>	<p>OEM No. N/A</p>
<p>FORWARD & PINION SET</p> <ul style="list-style-type: none"> - Forward/Pinion - Forward Gear Bearing GLM No. 21630 - Pinion Nut GLM No. 11192 - Shim Sets GLM No. 23223, 23320 	<p>GLM No. 11452</p>	<p>OEM No. 43-803497T1</p>
<p>REVERSE GEAR</p> <ul style="list-style-type: none"> - 6 Jaw without Thrust Washer 	<p>GLM No. 11462</p>	<p>OEM No. 43-79158T</p>

Mercury / Mariner / Force

LOWER GEAR HOUSING GEARS - 3-CYLINDER 40, 50 HP

3-Cylinder 40 HP
Serial No. OD000750-OG589999 (1991-95)
3-Cylinder 50 HP
Serial No. OG590000 & Up (1994-00)

1.83:1 Ratio (12:22 Teeth)



No. 11192
Pinion Nut

No. 11454
Forward & Pinion Set

No. 11464
Reverse Gear

No. 21581
Bearing

<p>COMPLETE GEAR SET</p> <ul style="list-style-type: none"> - Forward/Pinion/Reverse - Forward Gear Bearing GLM No. 21581 - Pinion Nut GLM No. 11192 	<p align="center">GLM No. 11444</p>	<p align="center">OEM No. N/A</p>
<p>FORWARD & PINION SET</p> <ul style="list-style-type: none"> - Forward/Pinion - Forward Gear Bearing GLM No. 21581 - Pinion Nut GLM No. 11192 	<p align="center">GLM No. 11454</p>	<p align="center">OEM No. 43-803498T1</p>
<p>REVERSE GEAR</p> <ul style="list-style-type: none"> - 6 Jaw without Thrust Spacer 	<p align="center">GLM No. 11464</p>	<p align="center">OEM No. 43-822163T1</p>

Mercury / Mariner / Force

LOWER GEAR HOUSING GEARS - 3-CYLINDER 50, 55, 60 HP

3-Cylinder 50 HP
 Serial No. OD000750-OG589999
3-Cylinder 55 HP
 Serial No. OD000750 & Up
3-Cylinder 60 HP
 Serial No. OD000750 & Up

1.64:1 Ratio (14:23 Teeth)



<p>COMPLETE GEAR SET</p> <ul style="list-style-type: none"> - Forward/Pinion/Reverse - Forward Gear Bearing GLM No. 21541 - Pinion Nut GLM No. 11192 - Shim Sets GLM No. 23223, 23224 	<p>GLM No. 11552</p>	<p>OEM No. N/A</p>
<p>FORWARD & PINION SET</p> <ul style="list-style-type: none"> - Forward/Pinion - Forward Gear Bearing GLM No. 21541 - Pinion Nut GLM No. 11192 - Shim Sets GLM No. 23223, 23224 	<p>GLM No. 11562</p>	<p>OEM No. 43-803499T1</p>
<p>REVERSE GEAR</p> <ul style="list-style-type: none"> - 3 Jaw without Thrust Spacer 	<p>GLM No. 11572</p>	<p>OEM No. 43-813695T</p>

Mercury / Mariner / Force

LOWER GEAR HOUSING GEARS - 3 & 4-CYLINDER WITH 3 JAW REVERSE CLUTCH

3-Cylinder 60 HP (0.85L)

Serial No. OD000750-OG589999

3-Cylinder 70, 80 HP (1.40L)

Serial No. OA996142-OC221999

3-Cylinder 70, 90 HP (1.40L)

Serial No. OA996142 & Up

L4 100, 115, 125 HP High Altitude

Serial No. 0B209468 & Up

2.31:1 Ratio (13:30 Teeth)



<p>COMPLETE GEAR SET</p> <ul style="list-style-type: none"> - Forward/Pinion/Reverse - Forward Gear Bearing GLM No. 21820 - Pinion Nut GLM No. 11190 - Shim Sets GLM No. 23221, 23222 	<p>GLM No. 11550</p>	<p>OEM No. N/A</p>
<p>FORWARD & PINION SET</p> <ul style="list-style-type: none"> - Forward/Pinion - Forward Gear Bearing GLM No. 21820 - Pinion Nut GLM No. 11190 - Shim Sets GLM No 23221, 23222 	<p>GLM No. 11560</p>	<p>OEM No. 43-803500T1</p>
<p>REVERSE GEAR</p> <ul style="list-style-type: none"> - 3 Jaw without Thrust Spacer 	<p>GLM No. 11570</p>	<p>OEM No. 43-12635T</p>

Mercury / Mariner / Force

LOWER GEAR HOUSING GEARS - 3 & 4-CYLINDER WITH 6 JAW REVERSE CLUTCH

3-Cylinder 60 HP (0.85L)

Serial No. OD000750 & Up

3-Cylinder 70, 80 HP (1.40L)

Serial No. OA996142-OC221999

3-Cylinder 75, 90 HP (1.40L)

Serial No. OA996142 & Up

L4 100, 115, 125 HP High Altitude

Serial No. 0B209468 & Up

2.31:1 Ratio (13:30 Teeth)



No. 11190
Pinion Nut

No. 11565
Forward & Pinion Set

No. 11575
Reverse Gear

No. 21820
Bearing

No. 23221
Shim Set

No. 23222
Shim Set

<p>COMPLETE GEAR SET</p> <ul style="list-style-type: none"> - Forward/Pinion/Reverse - Forward Gear Bearing GLM No. 21820 - Pinion Nut GLM No. 11190 - Shim Sets GLM No. 23221, 23222 	<p>GLM No. 11555</p>	<p>OEM No. N/A</p>
<p>FORWARD & PINION SET</p> <ul style="list-style-type: none"> - Forward/Pinion - Forward Gear Bearing GLM No. 21820 - Pinion Nut GLM No. 11190 - Shim Sets GLM No 23221, 23222 	<p>GLM No. 11565</p>	<p>OEM No. 43-803501T1</p>
<p>REVERSE GEAR</p> <ul style="list-style-type: none"> - 6 Jaw without Thrust Spacer 	<p>GLM No. 11575</p>	<p>OEM No. 43-850034T</p>

Mercury / Mariner / Force

LOWER GEAR HOUSING GEARS - INLINE 4 WITH 3 JAW REVERSE CLUTCH

L4 100 HP (1.85L)

Serial No. OB209468-OG760299

L4 115 HP (1.85L)

Serial No. OC100000-OG760299

L4 125 HP (1.85L)

Serial No. OD283222-OG760299

All Models use Forward 6 Jaw Ratcheting /
Reverse 3 Jaw Non-Ratcheting Style Clutch GLM No. 11061

2.07:1 Ratio (14:29 Teeth)



<p>COMPLETE GEAR SET</p> <ul style="list-style-type: none"> - Forward/Pinion/Reverse - Forward Gear Bearing GLM No. 21820 - Pinion Nut GLM No. 11190 - Shim Sets GLM No. 23221, 23222 	<p>GLM No. 11556</p>	<p>OEM No. N/A</p>
<p>FORWARD & PINION SET</p> <ul style="list-style-type: none"> - Forward/Pinion - Forward Gear Bearing GLM No. 21820 - Pinion Nut GLM No. 11190 - Shim Sets GLM No 23221, 23222 	<p>GLM No. 11566</p>	<p>OEM No. 43-803037T1</p>
<p>REVERSE GEAR</p> <ul style="list-style-type: none"> - 3 Jaw without Thrust Spacer 	<p>GLM No. 11576</p>	<p>OEM No. 43-19671T</p>

Mercury / Mariner / Force

LOWER GEAR HOUSING GEARS - INLINE 4 WITH 6 JAW REVERSE CLUTCH

L4 100 HP (1.85L)

Serial No. OB209468 & Up

L4 115 HP (1.85L) 115 EFI (1.75L) 115 OptiMax (1.50L)

Serial No. OC100000 & Up

L4 125 HP (1.85L) Classic

Serial No. OD283222 & Up

All Models use Forward Ratcheting / Reverse Ratcheting

6 Jaw Style Clutch GLM No. 11063

2.07:1 Ratio (14:29 Teeth)



<p>COMPLETE GEAR SET</p> <ul style="list-style-type: none"> - Forward/Pinion/Reverse - Forward Gear Bearing GLM No. 21820 - Pinion Nut GLM No. 11190 - Shim Sets GLM No. 23221, 23222 	<p>GLM No. 11557</p>	<p>OEM No. N/A</p>
<p>FORWARD & PINION SET</p> <ul style="list-style-type: none"> - Forward/Pinion - Forward Gear Bearing GLM No. 21820 - Pinion Nut GLM No. 11190 - Shim Sets GLM No 23221, 23222 	<p>GLM No. 11567</p>	<p>OEM No. 43-881260A5</p>
<p>REVERSE GEAR</p> <ul style="list-style-type: none"> - 6 Jaw without Thrust Spacer 	<p>GLM No. 11577</p>	<p>OEM No. 43-850036T</p>

Mercury / Mariner / Force

LOWER GEAR HOUSING GEARS - INLINE 6 (90-150 HP)

L6 90 HP

Serial No. 4845301 & Up

L6 115 HP

Serial No. 4855153 & Up

L6 140 HP

Serial No. 4865678 & Up

L6 150 HP

Serial No. 3502806 & Up

2.0:1 Ratio (14:28 Teeth)



COMPLETE GEAR SET - Forward/Pinion/Reverse - Forward Gear Bearing GLM No. 21820 - Pinion Nut GLM No. 11190 - Shim Sets GLM No. 23221, 23222	GLM No. 11330	OEM No. N/A
FORWARD GEAR	GLM No. 11350	OEM No. 43-68447T1
PINION GEAR	GLM No. 11340	OEM No. 43-68548T3
REVERSE GEAR - 3 Jaw without Thrust Spacer	GLM No. 11360	OEM No. 43-76250T

Mercury / Mariner / Force

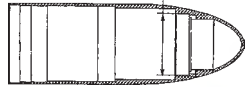
LOWER GEAR HOUSING GEARS - V6 135, 150 HP

V6 135, 150 HP Standard Rotation Serial No. OA904646-OG437999

Use Ratcheting Style Clutch GLM No. 11062

Forward Gear Bearing O.D.
Fits Housings 3.5433" / 90mm I.D.

2:1 Ratio (14:28 Teeth)



No. 23210
Shim Set

No. 11190
Pinion Nut

No. 11670
Forward & Pinion Set

No. 11012
Thrust Spacer

No. 11680
Reverse Gear

No. 21830
Bearing

No. 23220
Shim Set

<p>COMPLETE GEAR SET</p> <ul style="list-style-type: none"> - Forward/Pinion/Reverse - Forward Gear Bearing GLM No. 21830 - Pinion Nut GLM No. 11190 - Shim Sets GLM No. 23210, 23220 	<p>GLM No. 11660</p>	<p>OEM No. 43-44102A2</p>
<p>FORWARD & PINION SET</p> <ul style="list-style-type: none"> - Forward/Pinion - Forward Gear Bearing GLM No. 21830 - Pinion Nut GLM No. 11190 - Shim Sets GLM No 23210, 23220 	<p>GLM No. 11670</p>	<p>OEM No. 43-44102A7</p>
<p>REVERSE GEAR</p> <ul style="list-style-type: none"> - 6 Jaw with Thrust Spacer 	<p>GLM No. 11680</p>	<p>OEM No. 43-824987A2</p>

Mercury / Mariner / Force

LOWER GEAR HOUSING GEARS - V6 150, 175, 200 HP W/O DRIVE SHAFT NUT

V6 150 HP Standard Rotation

Serial No. 6616991-OA904645

V6 175 HP Standard Rotation

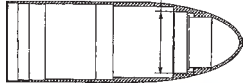
Serial No. 5393737-668750

V6 200 HP Standard Rotation

Serial No. 5393737-6073191

All Models with Pre-load Pin in Drive Shaft

Forward Gear Bearing O.D.
Fits Housings 3.5433" / 90mm I.D.



No. 11190
Pinion Nut



No. 11780
Forward & Pinion Set



No. 11790
Reverse Gear



No. 21830
Bearing



No. 23220
Shim Set

No. 23300
Shim Set

<p>COMPLETE GEAR SET</p> <ul style="list-style-type: none"> - Forward/Pinion/Reverse - Forward Gear Bearing GLM No. 21830 - Pinion Nut GLM No. 11190 - Shim Sets GLM No. 23220, 23300 	<p>GLM No. 11770</p>	<p>OEM No. N/A</p>
<p>FORWARD & PINION SET</p> <ul style="list-style-type: none"> - Forward/Pinion - Forward Gear Bearing GLM No. 21830 - Pinion Nut GLM No. 11190 - Shim Sets GLM No 23220, 23300 	<p>GLM No. 11780</p>	<p>OEM No. 43-803619T1</p>
<p>REVERSE GEAR</p> <ul style="list-style-type: none"> - 6 Jaw without Thrust Spacer 	<p>GLM No. 11790</p>	<p>OEM No. 43-85462T</p>

Mercury / Mariner / Force

LOWER GEAR HOUSING GEARS - V6 150 (XR6, MAG III), 150 EFI, 150 DFI, 175 HP

V6 150 (XR6, MAG III), 150 EFI Standard Rotation
Serial No. OG438000 & Up

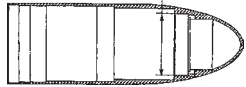
V6 150 DFI Standard Rotation
Serial No. OG590000 & Up

V6 175, 175 EFI Standard Rotation
Serial No. OG438000 & Up

All Models use Non-Ratcheting Style Clutch

1.87:1 Ratio (15:28 Teeth)

Forward Gear Bearing O.D.
 Fits Housings 3.265" / 82.93mm I.D.



No. 32800
 Washer



No. 11190
 Pinion Nut



No. 11675
 Forward & Pinion Set



No. 11012
 Thrust Spacer



No. 11685
 Reverse Gear



No. 21820
 Bearing



No. 23210
 Shim Set

No. 23210
 Shim Set

<p>COMPLETE GEAR SET</p> <ul style="list-style-type: none"> - Forward/Pinion/Reverse - Forward Gear Bearing GLM No. 21820 - Pinion Nut GLM No. 11190 - Shim Sets GLM No. 23210, 23221 	<p>GLM No. 11665</p>	<p>OEM No. N/A</p>
<p>FORWARD & PINION SET</p> <ul style="list-style-type: none"> - Forward/Pinion - Forward Gear Bearing GLM No. 21820 - Pinion Nut GLM No. 11190 - Shim Sets GLM No 23210, 23221 	<p>GLM No. 11675</p>	<p>OEM No. 43-803615T2</p>
<p>REVERSE GEAR</p> <ul style="list-style-type: none"> - 6 Jaw with Thrust Spacer 	<p>GLM No. 11685</p>	<p>OEM No. 43-828175A1</p>

Mercury / Mariner / Force

LOWER GEAR HOUSING GEARS - V6 150 (XR4, MAG III), 175, 200, 200 EFI, 220 HP

V6 150 (XR4, MAG III), 150 EFI Standard Rotation

Serial No. OD082000-OG437999

V6 175, 175 EFI Standard Rotation

Serial No. 661875-OG437999

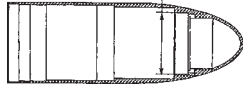
V6 200, 200 EFI Standard Rotation

Serial No. 6625221-OG437999

V6 220 HP Standard Rotation

Serial No. B117316 & Up

Forward Gear Bearing O.D.
Fits Housings 3.5433" / 90mm I.D.



All Models use Ratcheting Style Clutch No. 11062

1.87:1 Ratio (15:28 Teeth)



<p>COMPLETE GEAR SET</p> <ul style="list-style-type: none"> - Forward/Pinion/Reverse - Forward Gear Bearing GLM No. 21830 - Pinion Nut GLM No. 11190 - Shim Sets GLM No. 23210, 23220 	<p>GLM No. 11440</p>	<p>OEM No. 43-44104A2</p>
<p>FORWARD & PINION SET</p> <ul style="list-style-type: none"> - Forward/Pinion - Forward Gear Bearing GLM No. 21830 - Pinion Nut GLM No. 11190 - Shim Sets GLM No 23210, 23220 	<p>GLM No. 11450</p>	<p>OEM No. 43-44104A8</p>
<p>REVERSE GEAR</p> <ul style="list-style-type: none"> - 6 Jaw with Thrust Spacer 	<p>GLM No. 11460</p>	<p>OEM No. 43-824986A2</p>

Mercury / Mariner / Force

LOWER GEAR HOUSING GEARS - V6 200, 225 (3.0L DFI), 225, 250 (3.0L)

V6 200, 225 (3.0L DFI) Standard Rotation Serial No. OG438000 & Up V6 225, 250 (3.0L) Standard Rotation EFI Serial No. OG438000 & Up

All Models use Non-Ratcheting Style Clutch No. 11064

1.75:1 Ratio (12:21 Teeth)

Forward Gear Bearing O.D.
Fits Housings 3.265" / 82.93mm I.D.



<p>COMPLETE GEAR SET</p> <ul style="list-style-type: none"> - Forward/Pinion/Reverse - Forward Gear Bearing GLM No. 21820 - Pinion Nut GLM No. 11190 - Shim Sets GLM No. 23210, 23221 - Seal Kit GLM No. 87513 	<p>GLM No. 11700</p>	<p>OEM No. N/A</p>
<p>FORWARD & PINION SET</p> <ul style="list-style-type: none"> - Forward/Pinion - Forward Gear Bearing GLM No. 21820 - Pinion Nut GLM No. 11190 - Shim Sets GLM No 23210, 23221 - Seal Kit GLM No. 87513 	<p>GLM No. 11710</p>	<p>OEM No. 43-859321A3</p>
<p>REVERSE GEAR</p> <ul style="list-style-type: none"> - 6 Jaw with Thrust Spacer 	<p>GLM No. 11720</p>	<p>OEM No. 43-859322A1</p>

Mercury / Mariner / Force

LOWER GEAR HOUSING GEARS - V6 225, 250 (3.0L CARB)

V6 225 Sea Pro (3.0L Carb)

Serial No. OG245605-OG437999

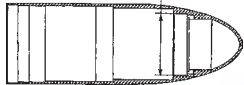
V6 225 (3.0L Carb)

Serial No. OD280813-OG437999

All Models use
Ratcheting Style Clutch No. 11060

1.62:1 Ratio (13:21 Teeth)

Forward Gear Bearing O.D.
Fits Housings 3.265" / 82.93mm I.D.



No. 11190
Pinion Nut

No. 11092
Forward & Pinion Set

No. 11012
Thrust Spacer

No. 11013
Reverse Gear

No. 21593
Bearing

No. 23221
Shim Set

<p>COMPLETE GEAR SET</p> <ul style="list-style-type: none"> - Forward/Pinion/Reverse - Pinion Bearing GLM No. 21610 - Pinion Nut GLM No. 11190 - Forward Gear Bearing GLM No. 21593 	<p>GLM No. 11313</p>	<p>OEM No. N/A</p>
<p>FORWARD & PINION SET</p> <ul style="list-style-type: none"> - Forward/Pinion - Forward Gear Bearing GLM No. 21593 	<p>GLM No. 11092</p>	<p>OEM No. 43-878087A2</p>
<p>REVERSE GEAR</p> <ul style="list-style-type: none"> - 6 Jaw with Thrust Spacer 	<p>GLM No. 11013</p>	<p>OEM No. 43-828073A1</p>

Mercury / Mariner / Force

LOWER GEAR HOUSING GEARS APPLICATIONS

Model	Year	Country	Serial No. Range	Complete Gear Set	Forward & Pinion	Reverse Gear	Forward Bearing
40 (4-Cyl.)	1989-Up	USA	0C159200 and Up	11442	11452	11462	21630
40 (4-Cyl.)	1989-Up	BEL	9570790 and Up	11442	11452	11462	21630
45 (4-Cyl.)	1986	USA	5531630 and Up	11442	11452	11462	21630
45 (4-Cyl.)	1986	AUS	8063985 and Up	11442	11452	11462	21630
45 (4-Cyl.)	1986	BEL	9248006 and Up	11442	11452	11462	21630
45 (4-Cyl.)	1986	CAN	7143688 and Up	11442	11452	11462	21630
50 (4-Cyl.)	1980-85	USA	5531630 and Up	11442	11452	11462	21630
50 (4-Cyl.)	1980-85	AUS	8063985 and Up	11442	11452	11462	21630
50 (4-Cyl.)	1980-85	BEL	9248006 and Up	11442	11452	11462	21630
50 (4-Cyl.)	1980-85	CAN	7143688 and Up	11442	11452	11462	21630
40 (3-Cyl.)	1997-98	USA	0G531301 and Up	11444	11454	11464	21581
40 (3-Cyl.)	1997-98	BEL	9973100 and Up	11444	11454	11464	21581
50 (3-Cyl.)	1991-95	USA	0D000750-0G589999	11552	11562	11572	21541
50 (3-Cyl.)	1991-95	BEL	9683055-9973099	11552	11562	11572	21541
50 (3-Cyl.)	1998	USA	0G590000 and Up	11444	11454	11464	21581
50 (3-Cyl.)	1998	BEL	9973100 and Up	11444	11454	11464	21581
55 (3-Cyl.)	1996	USA	0D000750 and Up	11552	11562	11572	21541
55 (3-Cyl.)	1996	BEL	9741042 and Up	11552	11562	11572	21541
60 (3-Cyl.) Standard, Non-Bigfoot	1991-95	USA	0D000750 and Up	11552	11562	11572	21541
60 (3-Cyl.) Standard, Non-Bigfoot	1991-95	BEL	9683055 and Up	11552	11562	11572	21541
60 (3-Cyl.) 3 Jaw Rev. Clutch Bigfoot	1991-95	USA	0D000750-0G589999	11550	11560	11570	21820
60 (3-Cyl.) 3 Jaw Rev. Clutch Bigfoot	1991-95	BEL	9683055-9973099	11550	11560	11570	21820
60 (3-Cyl.) 6 Jaw Rev. Clutch Bigfoot	1991-95	USA	0D000750-0G589999	11555	11565	11575	21820
60 (3-Cyl.) 6 Jaw Rev. Clutch Bigfoot	1991-95	BEL	9683055-9973099	11555	11565	11575	21820
60 (3-Cyl.) 6 Jaw Rev. Clutch Bigfoot	1998	USA	590000 and Up	11555	11565	11575	21820
60 (3-Cyl.) 6 Jaw Rev. Clutch Bigfoot	1998	BEL	9973100 and Up	11555	11565	11575	21820
70 (3-Cyl.) 3 Jaw Rev. Clutch	1987	USA	0A996142-0C221999	11550	11560	11570	21820
70 (3-Cyl.) 3 Jaw Rev. Clutch	1987	BEL	9483121-9589038	11550	11560	11570	21820
70 (3-Cyl.) 6 Jaw Rev. Clutch	1987	USA	0A996142-0C221999	11555	11565	11575	21820
70 (3-Cyl.) 6 Jaw Rev. Clutch	1987	BEL	9483121-9589038	11555	11565	11575	21820
75 (3-Cyl.) 3 Jaw Rev. Clutch	1990-93	USA	0A996142 and Up	11550	11560	11570	21820
75 (3-Cyl.) 3 Jaw Rev. Clutch	1990-93	BEL	9483121 and Up	11550	11560	11570	21820
75 (3-Cyl.) 6 Jaw Rev. Clutch	1994-98	USA	0A996142 and Up	11555	11565	11575	21820
75 (3-Cyl.) 6 Jaw Rev. Clutch	1994-98	BEL	9483121 and Up	11555	11565	11575	21820
80 (3-Cyl.) 3 Jaw Rev. Clutch	1987	USA	0A996142-0C221999	11550	11560	11570	21820
80 (3-Cyl.) 3 Jaw Rev. Clutch	1987	BEL	9483121-9589038	11550	11560	11570	21820
80 (3-Cyl.) 6 Jaw Rev. Clutch	1987	USA	0A996142-0C221999	11555	11565	11575	21820
80 (3-Cyl.) 6 Jaw Rev. Clutch	1987	BEL	9483121-9589038	11555	11565	11575	21820
90 (3-Cyl.) 3 Jaw Rev. Clutch	1987	USA	0A996142 and Up	11550	11560	11570	21820
90 (3-Cyl.) 3 Jaw Rev. Clutch	1987	BEL	9483121 and Up	11550	11560	11570	21820
90 (3-Cyl.) 6 Jaw Rev. Clutch	1987	USA	0A996142 and Up	11555	11565	11575	21820
90 (3-Cyl.) 6 Jaw Rev. Clutch	1987	BEL	9483121 and Up	11555	11565	11575	21820
100 (4-Cyl.) 3 Jaw Rev. Clutch	1988-93	USA	0B209468 and Up	11556	11566	11576	21820
100 (4-Cyl.) 3 Jaw Rev. Clutch	1988-93	BEL	9523034 and Up	11556	11566	11576	21820
100 High Altitude 3 Jaw Rev. Clutch	1988-93	USA	0B209468 and Up	11550	11560	11570	21820
100 High Altitude 3 Jaw Rev. Clutch	1988-93	BEL	9523034 and Up	11550	11560	11570	21820
100 (4-Cyl.) 6 Jaw Rev. Clutch	1988-98	USA	0B209468 and Up	11557	11567	11577	21820
100 (4-Cyl.) 6 Jaw Rev. Clutch	1988-98	BEL	9523034 and Up	11557	11567	11577	21820
100 High Altitude 6 Jaw Rev. Clutch	1988-93	USA	0B209468 and Up	11555	11565	11575	21820
100 High Altitude 6 Jaw Rev. Clutch	1988-93	BEL	9523034 and Up	11555	11565	11575	21820
115 (4-Cyl.) 3 Jaw Rev. Clutch	1988-93	USA	0C100000 and Up	11556	11566	11576	21820
115 (4-Cyl.) 3 Jaw Rev. Clutch	1988-93	BEL	9559771 and Up	11556	11566	11576	21820
115 High Altitude 3 Jaw Rev. Clutch	1989-93	USA	0C100000 and Up	11550	11560	11570	21820
115 High Altitude 3 Jaw Rev. Clutch	1989-93	BEL	9559771 and Up	11550	11560	11570	21820
115 (4-Cyl.) 6 Jaw Rev. Clutch	1989-93	USA	0C100000 and Up	11557	11567	11577	21820
115 (4-Cyl.) 6 Jaw Rev. Clutch	1989-93	BEL	9559771 and Up	11557	11567	11577	21820
115 High Altitude 6 Jaw Rev. Clutch	1989-93	USA	0C100000 and Up	11555	11565	11575	21820
115 High Altitude 6 Jaw Rev. Clutch	1989-93	BEL	9559771 and Up	11555	11565	11575	21820
125 (4-Cyl.) 3 Jaw Rev. Clutch	1994-98	USA	0D283222 and Up	11556	11566	11576	21820
125 (4-Cyl.) 3 Jaw Rev. Clutch	1994-98	BEL	9793577 and Up	11556	11566	11576	21820
125 High Altitude 3 Jaw Rev. Clutch	1994-98	USA	0D283222 and Up	11550	11560	11570	21820
125 High Altitude 3 Jaw Rev. Clutch	1994-98	BEL	9793577 and Up	11550	11560	11570	21820
125 (4-Cyl.) 6 Jaw Rev. Clutch	1994-98	USA	0D283222 and Up	11557	11567	11577	21820
125 (4-Cyl.) 6 Jaw Rev. Clutch	1994-98	BEL	9793577 and Up	11557	11567	11577	21820
125 High Altitude 6 Jaw Rev. Clutch	1994-98	USA	0D283222 and Up	11555	11565	11575	21820
125 High Altitude 6 Jaw Rev. Clutch	1994-98	BEL	9793577 and Up	11555	11565	11575	21820



Mercury / Mariner / Force

LOWER GEAR HOUSING GEARS APPLICATIONS

Model	Year	Country	Serial No. Range	Complete Gear Set	Forward & Pinion	Reverse Gear	Forward Bearing
V-135 Std. Rotation, 2:1 Ratio, Ratcheting	1986-88	USA	0A904646-0G437999	11660	11670	11680	21830
V-135 Counter Rotation, Ratcheting	1989-90	USA	0C100861-0G437999	-	-	-	21830
V-135 Std. Rotation, 2:1 Ratio, Non-Ratcheting	1997-04	USA	0G438000 and Up	-	-	-	21820
V-135 Counter Rotation, Non-Ratcheting	1997-04	USA	0G438000 and Up	-	-	-	21820
V-135 DFI Std. Rotation, 2:1, Non-Ratcheting	1998-04	USA	0G590000 and Up	-	-	-	21820
V-135 DFI Counter Rotation, Non-Ratcheting	1998-04	USA	0G590000 and Up	-	-	-	-
V-150 Std. Rotation, 2:1 Ratio, Ratcheting	1985	USA	6616991-0A904645	11770	11780	11790	21830
V-150 Std. Rotation, 2:1 Ratio, Ratcheting	1986-88	USA	0A904646-0G437999	11660	11670	11680	21830
V-150 Counter Rotation, 2:1, Ratcheting	1989-90	USA	0C100861-0G437999	-	-	-	21820
V-150 (XR4, MAG III) w/ 4-1/4" Dia. Torpedo	1988-91	USA	0C239553-04303045	-	-	-	21830
V-150 (XR4, MAG III) w/ 4-1/4" Dia. Torpedo	1988-91	USA	0D082000-0G437999	11440	11450	11460	21830
V-150 EFI Std. Rotation, 1.87:1, Ratcheting	1993-95	USA	0D082000-0G437999	11440	11450	11460	21830
V-150 EFI Counter Rotation, 1.87:1, Ratcheting	1993-95	USA	0D082000-0G437999	-	-	N.L.A.	-
V-150 Std. Rotation, 2:1, Non-Ratcheting	1996-98	USA	0G438000 and Up	-	-	-	21820
V-150 Counter Rotation, Non-Ratcheting	1996-98	USA	0G438000 and Up	-	-	-	-
V-150 (XR6, MAG III) Std. Rot., 1.87:1, Non-Ratcheting	1996-98	USA	0G438000 and Up	11665	11675	11685	21820
V-150 EFI Std. Rot., 1.87:1, Non-Ratcheting	1996-98	USA	0G438000 and Up	11665	11675	11685	21820
V-150 EFI Counter Rot., 1.87:1, Non-Ratcheting	1996-98	USA	0G438000 and Up	-	-	-	-
V-150 DFI Std. Rot., 1.87:1, Non-Ratcheting	1998	USA	0G590000 and Up	11665	11675	11685	21820
V-150 DFI Counter Rot., 1.87:1, Non-Ratcheting	1998	USA	0G590000 and Up	-	-	-	-
V-175 Std. Rot., w/ pre-load pin in drive shaft	1980-81	USA	5393737-6618750	11770	11780	11790	21830
V-175 Std. Rot., w/ pre-load pin in drive shaft	1980-81	AUS	8064250 and Up	11770	11780	11790	21830
V-175 Std. Rot., 1.87:1 Ratio, Ratcheting	1985-88	USA	6618751-0G437999	11440	11450	11460	21830
V-175 Counter Rot., 1.87:1 Ratio, Ratcheting	1985-88	USA	6618751-0G437999	-	-	-	21830
V-175 EFI Std. Rot., 1.87:1, Ratcheting	1991	USA	0D000750-0G437999	11440	11450	11460	21830
V-175 EFI Counter Rot., 1.87:1, Ratcheting	1991	USA	0D082000-0G437999	-	-	-	21830
V-175 Std. Rot., 1.87:1, Non-Ratcheting	1996-98	USA	0G438000 and Up	11665	11675	11685	21820
V-175 Counter Rot., 1.87:1, Non-Ratcheting	1996-98	USA	0G438000 and Up	-	-	-	21820
V-175 EFI Std. Rot., 1.87:1, Non-Ratcheting	1996-98	USA	0G438000 and Up	11665	11675	11685	21820
V-175 Counter Rot., 1.87:1, Non-Ratcheting	1996-98	USA	0G438000 and Up	-	-	-	21820
V-200 Std. Rot. w/ pre-load pin in drive shaft	1978-79	USA	5393737-6073191	11770	11780	11790	21830
V-200 Std. Rot. w/ pre-load pin in drive shaft	1980-81	AUS	8061595-8065672	11770	11780	11790	21830
V-200 Std. Rot. w/ pre-load pin in drive shaft	1982-84	USA	6073192-6625220	-	-	-	21830
V-200 Std. Rot., 1.87:1, Ratcheting	1985-88	USA	6625221-0C291519	11440	11450	11460	21830
V-200 Counter Rot., 1.87:1, Ratcheting	1989-90	USA	0C100861-0G437999	-	-	N.L.A.	N/A
V-200 Std. Rot., 1.87:1, Ratcheting	1991	USA	0C291520-0G437999	11440	11450	11460	21830
V-200 EFI Std. Rot., 1.87:1, Ratcheting	1989-90	USA	0C100861-0C291519	11440	11450	11460	21830
V-200 EFI Std. Rot., 1.87:1, Ratcheting	1991	USA	0C291520-0G437999	11440	11450	11460	21830
V-200 EFI Counter Rot., 1.87:1, Ratcheting	1992-95	USA	0D082000-0G437999	-	-	-	21830
V-200 DFI Std. Rot., 1.87:1, Ratcheting	1997-04	USA	0G437999	-	-	-	21590
V-200 DFI Std. Rot., 1.75:1, Non-Ratcheting	1997	USA	0G438000 and Up	11700	11710	11720	21820
V-200 DFI Counter Rot., 1.75:1, Ratcheting	1997	USA	0G386496-0G437999	-	-	-	21590
V-200 Std. Rot., 1.87:1, Non-Ratcheting	1996-98	USA	0G438000 and Up	11665	11675	11685	21820
V-200 Counter Rot., 1.87:1, Non-Ratcheting	1996-98	USA	0G438000 and Up	-	-	-	21820
V-200 EFI Std. Rot., 1.87:1, Non-Ratcheting	1996-98	USA	0G438000 and Up	11665	11675	11685	21820
V-200 Counter Rot., 1.87:1, Non-Ratcheting	1996-98	USA	0G438000 and Up	-	-	-	21820
V-200 DFI Counter Rot., 1.75:1, Non-Ratcheting	1997	USA	0G438000 and Up	-	-	-	21820
200 (3.0L) DFI Std. Rot., 1.75:1 Ratio	1998	USA	0G590000 and Up	11700	11710	11720	21820
200 (3.0L) Std. Rot., 1.75:1 Ratio	1998	USA	0G590000 and Up	11700	11710	11720	21820
225 (3.0L) DFI Std. Rot., 1.75:1 Ratio	1998	USA	0G590000 and Up	11700	11710	11720	21820
225 (3.0 Carb) Sea Pro Std. Rot., 1.62:1	1994-98	USA	0G437999 and Below	11312	11091	11013	21590/21593
225 (3.0 Carb) Sea Pro Std. Rot., 1.75:1	1994-98	USA	0G437999 and Below	11470	11480	11490	21590/21593
V-220 Std. Rot., 1.87:1 Ratio	1987-88	USA	B117316 and Up	11440	11450	11460	21830
V-225 Std. Rot., w/ pre-load pin in drive shaft	1980-81	USA	5628028 and Up	-	-	-	21830
225 (3.0 Carb) Std. Rot., 1.62:1 Ratio	1994-98	USA	0D280813 and Up	11312	11091	11013	21590/21593
225 (3.0L) EFI Std. Rot., 1.75:1 Ratio	1995-98	USA	0G129222-0G437999	11470	11480	11490	21820
225 (3.0L) EFI Std. Rot., 1.75:1 Ratio	1995-98	USA	0G438000 and Up	11700	11710	11720	21820
225 (3.0L) EFI Std. Rot., 1.87:1 Ratio	1995-98	USA	0G438000 and Up	11730	11740	11750	21820
250 (3.0L) EFI Std. Rot., 1.75:1 Ratio	1995-98	USA	0G129222-0G437999	11700	11710	11720	21820
250 (3.0L) EFI Std. Rot., 1.75:1 Ratio	1995-98	USA	0G438000 and Up	11700	11710	11720	21820
250 (3.0L) EFI Std. Rot., 1.87:1 Ratio	1995-98	USA	0G438000 and Up	-	-	-	21820
250 / 275 Std. Rotation	1989-94	USA	C101891 and Up	-	-	-	21590



Section 4

Mercury / Mariner / Force Gearcase Shift Components

<i>Shift Components - 25-50 HP (2 & 3-Cyl.)</i>	54
<i>Shift Components - 35-70 HP (2, 3 & 4-Cyl.)</i>	54
<i>Shift Components - 50, 55, 60 HP (3-Cyl.)</i>	55
<i>Shift Components - 50, 60-125 HP (3 & 4-Cyl.)</i>	55
<i>Shift Components - L4, L6 & V6</i>	56
<i>Shift Components - V6 (3.0L)</i>	56
<i>Shift Components Applications</i>	57-58

Mercury / Mariner / Force

SHIFT COMPONENTS - 25-50 HP (2 & 3-CYL.)

No. 11047

SPRING
OEM: 24-38114



No. 21106

CROSS PIN
OEM: 17-85093



No. 11066

CLUTCH DOG
OEM: 52-812314T



No. 21465

CABLE TIE
OEM: 54-816311T



No. 89083

BOOT
OEM: 822158



No. 11186

CAM FOLLOWER
OEM: 821578



No. 11046

SPRING
OEM: 24-826199-1



No. 82230

O-RING
OEM: 25-26855




No. 45230

O-RING
OEM: 25-85594



No. 11950

CLUTCH & CAM FOLLOWER KIT
OEM: 52-803486T1



No. 21490

WASHER
OEM: 12-29245



SHIFT COMPONENTS - 35-70 HP (2, 3 & 4-CYL.)

No. 11047

SPRING
OEM: 24-38114



No. 21107

CROSS PIN
OEM: 17-38113



No. 11065

CLUTCH DOG
OEM: 52-92911T



No. 30030

GASKET
OEM: 12-77674



No. 85581

OIL SEAL
OEM: 26-816464-1



No. 11187

CAM FOLLOWER
OEM: 38441



No. 21091

SLIDE
OEM: 20843



No. 11184

SHIFT CAM
OEM: 76039-4



No. 11049

SPRING
OEM: 24-39845



No. 21020

BUSHING ASSY.
w/ OIL SEAL
OEM: 23-77631A2



No. 81180

O-RING
OEM: 25-25439



No. 11960

CLUTCH & CAM FOLLOWER KIT
OEM: 52-803492T1



No. 21136

RETAINING RING
OEM: 53-29641



Mercury / Mariner / Force

SHIFT COMPONENTS - 50, 55, 60 HP (3-CYL.)

No. 11050

SPRING
OEM: 24-30893



No. 21107

CROSS PIN
OEM: 17-38113



No. 11063

CLUTCH DOG
OEM: 52-850048T



No. 85581

OIL SEAL
OEM: 26-816464-1



No. 21022

BUSHING ASSY.
w/ OIL SEAL
OEM:
23-813696A2



No. 11188

CAM FOLLOWER
OEM: 812929-1



No. 21091

SLIDE
OEM: 20843



No. 11184

SHIFT CAM
OEM: 76039-4



No. 11048

SPRING
OEM: 24-815418




No. 81200

O-RING
OEM: 25-45258



No. 11940

CLUTCH & CAM
FOLLOWER KIT
OEM: 52-803487T1



No. 21136

RETAINING RING
OEM: 53-29641



SHIFT COMPONENTS - 55, 60-125 HP (3 & 4-CYL.)

No. 11050

SPRING
OEM: 24-30893



No. 21131

CROSS PIN
OEM: 17-30632



No. 11061

CLUTCH DOG
3 JAW
OEM: 52-822539T



No. 11063

CLUTCH DOG
6 JAW
OEM: 52-850048T



No. 85581

OIL SEAL
OEM: 26-816464-1



No. 21024

BUSHING ASSY.
w/ OIL SEAL
OEM:
23-43052A4



No. 11034

SPRING
3 JAW
OEM: 24-30622



No. 11036

SPRING
6 JAW
OEM: 24-850327




No. 11182

CAM FOLLOWER KIT
OEM: 850315A1



No. 11184

SHIFT CAM
3 JAW
OEM: 76039-4



No. 11185

SHIFT CAM
6 JAW
OEM: 850307



No. 81275

O-RING
OEM: 25-45710-1



No. 11900

CLUTCH & CAM
FOLLOWER KIT - 3 JAW
OEM: 52-803488T1



No. 11910

CLUTCH & CAM
FOLLOWER KIT - 6 JAW
OEM: 52-803489T1



No. 21136

RETAINING RING
OEM: 53-29641



Mercury / Mariner / Force

SHIFT COMPONENTS - L4, L6 & V6

No. 11050
SPRING
OEM: 24-30893



For 11060, 11061 & 11064

No. 11060
CLUTCH DOG
OEM: 52-853594T



No. 11061
CLUTCH DOG
OEM: 52-822539T



No. 11064
CLUTCH DOG
OEM: 52-859340T



No. 26420
ROD KIT
OEM: 79911A1



No. 11180
CAM FOLLOWER KIT
OEM: 89594A1



No. 26430
ROD
OEM: 828827



No. 30030
GASKET
OEM: 12-77674



No. 85581
OIL SEAL
OEM: 26-816464-1



No. 21020
BUSHING ASSY. w/ OIL SEAL
OEM: 23-77631A2



No. 11059
SPRING
OEM: 24-78962



For 11062

No. 11062
CLUTCH DOG
OEM: 52-823174T



No. 21131
CROSS PIN
OEM: 17-30632



For 11050

No. 21102
CROSS PIN
OEM: 17-78905



For 11059

No. 21103
DETENT PIN
OEM: 17-78909



No. 21104
DETENT PIN
OEM: 17-828356



No. 81180
O-RING
OEM: 25-25439



No. 21136
RETAINING RING
OEM: 341280



No. 11920
CLUTCH & CAM FOLLOWER KIT W/ RATCHETING CLUTCH
OEM: 52-803490T1



No. 11930
CLUTCH & CAM FOLLOWER KIT W/ NON-RATCHETING CLUTCH
OEM: 52-803491T1



No. 21150
SHIFT SHAFT
OEM: 76062A1

SHIFT COMPONENTS - V6 (3.0L)

No. 11050
SPRING
OEM: 24-30893



No. 21131
CROSS PIN
OEM: 17-30632



No. 11060
CLUTCH DOG
OEM: 52-853594T



No. 11064
CLUTCH DOG
OEM: 52-859340T



No. 30030
GASKET
OEM: 12-77674



No. 85581
OIL SEAL
OEM: 26-816464-1



No. 21104
DETENT PIN
OEM: 17-828356



No. 11030
SHIFT SPOOL
OEM: 818349T1



No. 21018
BUSHING ASSY. w/ OIL SEAL
OEM: 23-815921A4



No. 81175
O-RING
OEM: 25-36318



Mercury / Mariner / Force

SHIFT COMPONENTS APPLICATIONS

Model	Year	Country	Serial No. Range	Clutch/Cam Follower Kit	Clutch Dog
40 (4-Cyl.)	1989-Up	USA	0C159200 and Up	11960	11065
40 (4-Cyl.)	1989-Up	BEL	9570790 and Up	11960	11065
45 (4-Cyl.)	1986	USA	5531630 and Up	11960	11065
45 (4-Cyl.)	1986	AUS	8063985 and Up	11960	11065
45 (4-Cyl.)	1986	BEL	9248006 and Up	11960	11065
45 (4-Cyl.)	1986	CAN	7143688 and Up	11960	11065
50 (4-Cyl.)	1980-85	USA	5531630 and Up	11960	11065
50 (4-Cyl.)	1980-85	AUS	8063985 and Up	11960	11065
50 (4-Cyl.)	1980-85	BEL	9248006 and Up	11960	11065
50 (4-Cyl.)	1980-85	CAN	7143688 and Up	11960	11065
40 (3-Cyl.)	1997-98	USA	0G531301 and Up	11950	11066
40 (3-Cyl.)	1997-98	BEL	9973100 and Up	11950	11066
50 (3-Cyl.)	1991-95	USA	0D000750-0G589999	11940	11063
50 (3-Cyl.)	1991-95	BEL	9683055-9973099	11940	11063
50 (3-Cyl.)	1998	USA	0G590000 and Up	11950	11066
50 (3-Cyl.)	1998	BEL	9973100 and Up	11950	11066
55 (3-Cyl.)	1996	USA	0D000750 and Up	11940	11063
55 (3-Cyl.)	1996	BEL	9741042 and Up	11940	11063
60 (3-Cyl.) Standard, Non Bigfoot	1991-95	USA	0D000750 and Up	11940	11063
60 (3-Cyl.) Standard, Non Bigfoot	1991-95	BEL	9683055 and Up	11940	11063
60 (3-Cyl.) 3 Jaw Rev. Clutch Bigfoot	1991-95	USA	0D000750-0G589999	11900	11061
60 (3-Cyl.) 3 Jaw Rev. Clutch Bigfoot	1991-95	BEL	9683055-9973099	11900	11061
60 (3-Cyl.) 6 Jaw Rev. Clutch Bigfoot	1991-95	USA	0D000750-0G589999	11910	11063
60 (3-Cyl.) 6 Jaw Rev. Clutch Bigfoot	1991-95	BEL	9683055-9973099	11910	11063
60 (3-Cyl.) 6 Jaw Rev. Clutch Bigfoot	1998	USA	590000 and Up	11910	11063
60 (3-Cyl.) 6 Jaw Rev. Clutch Bigfoot	1998	BEL	9973100 and Up	11910	11063
70 (3-Cyl.) 3 Jaw Rev. Clutch	1987	USA	0A996142-0C221999	11900	11061
70 (3-Cyl.) 3 Jaw Rev. Clutch	1987	BEL	9483121-9589038	11900	11061
70 (3-Cyl.) 6 Jaw Rev. Clutch	1987	USA	0A996142-0C221999	11910	11063
70 (3-Cyl.) 6 Jaw Rev. Clutch	1987	BEL	9483121-9589038	11910	11063
75 (3-Cyl.) 3 Jaw Rev. Clutch	1990-93	USA	0A996142 and Up	11900	11061
75 (3-Cyl.) 3 Jaw Rev. Clutch	1990-93	BEL	9483121 and Up	11900	11061
75 (3-Cyl.) 6 Jaw Rev. Clutch	1994-98	USA	0A996142 and Up	11910	11063
75 (3-Cyl.) 6 Jaw Rev. Clutch	1994-98	BEL	9483121 and Up	11910	11063
80 (3-Cyl.) 3 Jaw Rev. Clutch	1987	USA	0A996142-0C221999	11900	11061
80 (3-Cyl.) 3 Jaw Rev. Clutch	1987	BEL	9483121-9589038	11900	11061
80 (3-Cyl.) 6 Jaw Rev. Clutch	1987	USA	0A996142-0C221999	11910	11063
80 (3-Cyl.) 6 Jaw Rev. Clutch	1987	BEL	9483121-9589038	11910	11063
90 (3-Cyl.) 3 Jaw Rev. Clutch	1987	USA	0A996142 and Up	11900	11061
90 (3-Cyl.) 3 Jaw Rev. Clutch	1987	BEL	9483121 and Up	11900	11061
90 (3-Cyl.) 6 Jaw Rev. Clutch	1987	USA	0A996142 and Up	11910	11063
90 (3-Cyl.) 6 Jaw Rev. Clutch	1987	BEL	9483121 and Up	11910	11063
100 (4-Cyl.) 3 Jaw Rev. Clutch	1988-93	USA	0B209468 and Up	11900	11061
100 (4-Cyl.) 3 Jaw Rev. Clutch	1988-93	BEL	9523034 and Up	11900	11061
100 High Altitude 3 Jaw Rev. Clutch	1988-93	USA	0B209468 and Up	11900	11061
100 High Altitude 3 Jaw Rev. Clutch	1988-93	BEL	9523034 and Up	11900	11061
100 (4-Cyl.) 6 Jaw Rev. Clutch	1988-98	USA	0B209468 and Up	11910	11063
100 (4-Cyl.) 6 Jaw Rev. Clutch	1988-98	BEL	9523034 and Up	11910	11063
100 High Altitude 6 Jaw Rev. Clutch	1988-93	USA	0B209468 and Up	11910	11063
100 High Altitude 6 Jaw Rev. Clutch	1988-93	BEL	9523034 and Up	11910	11063
115 (4-Cyl.) 3 Jaw Rev. Clutch	1988-93	USA	0C100000 and Up	11900	11061
115 (4-Cyl.) 3 Jaw Rev. Clutch	1988-93	BEL	9559771 and Up	11900	11061
115 High Altitude 3 Jaw Rev. Clutch	1989-93	USA	0C100000 and Up	11900	11061
115 High Altitude 3 Jaw Rev. Clutch	1989-93	BEL	9559771 and Up	11900	11061
115 (4-Cyl.) 6 Jaw Rev. Clutch	1989-93	USA	0C100000 and Up	11910	11063
115 (4-Cyl.) 6 Jaw Rev. Clutch	1989-93	BEL	9559771 and Up	11910	11063
115 High Altitude 6 Jaw Rev. Clutch	1989-93	USA	0C100000 and Up	11910	11063
115 High Altitude 6 Jaw Rev. Clutch	1989-93	BEL	9559771 and Up	11910	11063
125 (4-Cyl.) 3 Jaw Rev. Clutch	1994-98	USA	0D283222 and Up	11900	11061
125 (4-Cyl.) 3 Jaw Rev. Clutch	1994-98	BEL	9793577 and Up	11900	11061
125 High Altitude 3 Jaw Rev. Clutch	1994-98	USA	0D283222 and Up	11900	11061
125 High Altitude 3 Jaw Rev. Clutch	1994-98	BEL	9793577 and Up	11900	11061
125 (4-Cyl.) 6 Jaw Rev. Clutch	1994-98	USA	0D283222 and Up	11910	11063
125 (4-Cyl.) 6 Jaw Rev. Clutch	1994-98	BEL	9793577 and Up	11910	11063
125 High Altitude 6 Jaw Rev. Clutch	1994-98	USA	0D283222 and Up	11910	11063
125 High Altitude 6 Jaw Rev. Clutch	1994-98	BEL	9793577 and Up	11910	11063

Mercury / Mariner / Force

SHIFT COMPONENTS APPLICATIONS

Model	Year	Country	Serial No. Range	Clutch/Cam Follower Kit	Clutch Dog
V-135 Std. Rotation, 2:1 Ratio, Ratcheting	1986-88	USA	0A904646-0G437999	11920	11062
V-135 Counter Rotation, Ratcheting	1989-90	USA	0C100861-0G437999	11920	11062
V-135 Std. Rotation, 2:1 Ratio, Non-Ratcheting	1997-04	USA	0G438000 and Up	11930	11064
V-135 Counter Rotation, Non-Ratcheting	1997-04	USA	0G438000 and Up	11930	11064
V-135 DFI Std. Rotation, 2:1, Non-Ratcheting	1998-04	USA	0G590000 and Up	11930	11064
V-135 DFI Counter Rotation, Non-Ratcheting	1998-04	USA	0G590000 and Up	11930	11064
V-150 Std. Rotation, 2:1 Ratio, Ratcheting	1985	USA	6616991-0A904645	11920	11062
V-150 Std. Rotation, 2:1 Ratio, Ratcheting	1986-88	USA	0A904646-0G437999	11920	11062
V-150 Counter Rotation, 2:1, Ratcheting	1989-90	USA	0C100861-0G437999	11920	11062
V-150 (XR4, MAG II) w/ 4-1/4" Dia. Torpedo	1988-91	USA	0C239553-04303045	11900	11061
V-150 (XR4, MAG III) w/ 4-1/4" Dia. Torpedo	1988-91	USA	0D082000-0G437999	11920	11062
V-150 EFI Std. Rotation, 1.87:1, Ratcheting	1993-95	USA	0D082000-0G437999	11920	11062
V-150 EFI Counter Rotation, 1.87:1, Ratcheting	1993-95	USA	0D082000-0G437999	11920	11062
V-150 Std. Rotation, 2:1, Non-Ratcheting	1996-98	USA	0G438000 and Up	11930	11064
V-150 Counter Rotation, Non-Ratcheting	1996-98	USA	0G438000 and Up	11930	11064
V-150 (XR6, MAG III) Std. Rot., 1.87:1, Non-Ratcheting	1996-98	USA	0G438000 and Up	11930	11064
V-150 EFI Std. Rot., 1.87:1, Non-Ratcheting	1996-98	USA	0G438000 and Up	11930	11064
V-150 EFI Counter Rot., 1.87:1, Non-Ratcheting	1996-98	USA	0G438000 and Up	11930	11064
V-150 DFI Std. Rot., 1.87:1, Non-Ratcheting	1998	USA	0G590000 and Up	11930	11064
V-150 DFI Counter Rot., 1.87:1, Non-Ratcheting	1998	USA	0G590000 and Up	11930	11064
V-175 Std. Rot., w/ pre-load pin in drive shaft	1980-81	USA	5393737-6618750	11920	11062
V-175 Std. Rot., w/ pre-load pin in drive shaft	1980-81	AUS	8064250 and Up	11920	11062
V-175 Std. Rot., 1.87:1 Ratio, Ratcheting	1985-88	USA	6618751-0G437999	11920	11062
V-175 Counter Rot., 1.87:1 Ratio, Ratcheting	1985-88	USA	6618751-0G437999	11920	11062
V-175 EFI Std. Rot., 1.87:1, Ratcheting	1991	USA	0D000750-0G437999	11920	11062
V-175 EFI Counter Rot., 1.87:1, Ratcheting	1991	USA	0D082000-0G437999	11920	11062
V-175 Std. Rot., 1.87:1, Non-Ratcheting	1996-98	USA	0G438000 and Up	11920	11062
V-175 Counter Rot., 1.87:1, Non-Ratcheting	1996-98	USA	0G438000 and Up	11930	11064
V-175 EFI Std. Rot., 1.87:1, Non-Ratcheting	1996-98	USA	0G438000 and Up	11930	11064
V-175 Counter Rot., 1.87:1, Non-Ratcheting	1996-98	USA	0G438000 and Up	11930	11064
V-200 Std. Rot. w/ pre-load pin in drive shaft	1978-79	USA	5393737-6073191	11920	11062
V-200 Std. Rot. w/ pre-load pin in drive shaft	1980-81	AUS	8061595-8065672	11920	11062
V-200 Std. Rot. w/ pre-load pin in drive shaft	1982-84	USA	6073192-6625220	11920	11062
V-200 Std. Rot., 1.87:1, Ratcheting	1985-88	USA	6625221-0C291519	11920	11062
V-200 Counter Rot., 1.87:1, Ratcheting	1989-90	USA	0C100861-0G437999	11920	11062
V-200 Std. Rot., 1.87:1, Ratcheting	1991	USA	0C291520-0G437999	11920	11062
V-200 EFI Std. Rot., 1.87:1, Ratcheting	1989-90	USA	0C100861-0C291519	11920	11062
V-200 EFI Std. Rot., 1.87:1, Ratcheting	1991	USA	0C291520-0G437999	11920	11062
V-200 EFI Counter Rot., 1.87:1, Ratcheting	1992-95	USA	0D082000-0G437999	11920	11062
V-200 DFI Std. Rot., 1.87:1, Ratcheting	1997-04	USA	0G437999	11920	11060
V-200 DFI Std. Rot., 1.75:1, Non-Ratcheting	1997	USA	0G438000 and Up	11930	11064
V-200 DFI Counter Rot., 1.75:1, Ratcheting	1997	USA	0G386496-0G437999	11920	11062
V-200 Std. Rot., 1.87:1, Non-Ratcheting	1996-98	USA	0G438000 and Up	11930	11064
V-200 Counter Rot., 1.87:1, Non-Ratcheting	1996-98	USA	0G438000 and Up	11930	11064
V-200 EFI Std. Rot., 1.87:1, Non-Ratcheting	1996-98	USA	0G438000 and Up	11930	11064
V-200 Counter Rot., 1.87:1, Non-Ratcheting	1996-98	USA	0G438000 and Up	11930	11064
V-200 DFI Counter Rot., 1.75:1, Non-Ratcheting	1997	USA	0G438000 and Up	11930	11064
200 (3.0L) DFI Std. Rot., 1.75:1 Ratio	1998	USA	0G590000 and Up	-	11064
200 (3.0L) Std. Rot., 1.75:1 Ratio	1998	USA	0G590000 and Up	-	11064
225 (3.0L) DFI Std. Rot., 1.75:1 Ratio	1998	USA	0G590000 and Up	-	11064
225 (3.0 Carb) Sea Pro Std. Rot., 1.62:1	1994-98	USA	0G437999 and Below	-	11060
225 (3.0 Carb) Sea Pro Std. Rot., 1.75:1	1994-98	USA	0G437999 and Below	-	11060
V-220 Std. Rot., 1.87:1 Ratio	1987-88	USA	B117316 and Up	-	11062
V-225 Std. Rot., w/ pre-load pin in drive shaft	1980-81	USA	5628028 and Up	-	11062
225 (3.0 Carb) Std. Rot., 1.62:1 Ratio	1994-98	USA	0D280813 and Up	-	11060
225 (3.0L) EFI Std. Rot., 1.75:1 Ratio	1995-98	USA	0G129222-0G437999	-	11060
225 (3.0L) EFI Std. Rot., 1.75:1 Ratio	1995-98	USA	0G438000 and Up	-	11064
225 (3.0L) EFI Std. Rot., 1.87:1 Ratio	1995-98	USA	0G438000 and Up	-	11064
250 (3.0L) EFI Std. Rot., 1.75:1 Ratio	1995-98	USA	0G129222-0G437999	-	11060
250 (3.0L) EFI Std. Rot., 1.75:1 Ratio	1995-98	USA	0G438000 and Up	-	11064
250 (3.0L) EFI Std. Rot., 1.87:1 Ratio	1995-98	USA	0G438000 and Up	-	11064
250 / 275 Std. Rotation	1989-94	USA	C101891 and Up	-	N/A



Section 5

Mercury / Mariner / Force Propeller Shaft & Drive Shaft Components

<i>Prop Shaft Identification</i>	<i>60</i>
<i>Bearing Carrier Components & Applications.....</i>	<i>61</i>
<i>Prop Shaft Components - 25, 30, 40, 50 HP (2 & 3-Cyl.)</i>	<i>62</i>
<i>Prop Shaft Components - 35-70 HP (2, 3 & 4-Cyl.)</i>	<i>62</i>
<i>Prop Shaft Components - 50, 55, 60 HP (3-Cyl.)</i>	<i>63</i>
<i>Prop Shaft Components - 55, 60-120 HP (3 & 4-Cyl.)</i>	<i>63</i>
<i>Prop Shaft Components - L4, L6 & V6 (65-225 HP)</i>	<i>64</i>
<i>Prop Shaft Components - V6 3.0L (200 DFI, 225 Carb, 225 & 250 EFI) ...</i>	<i>64</i>
<i>Upper Drive Shaft Identification (20" Transom).....</i>	<i>65</i>
<i>Drive Shaft Components - Pre-Load Pin Type Drive Shaft</i>	<i>66</i>
<i>Drive Shaft Components - Retaining Nut Type Drive Shaft</i>	<i>66</i>
<i>Drive Shaft Components - Non-Retaining Nut Type Drive Shaft .</i>	<i>66</i>
<i>Drive Shaft Components - Alpha Gearcase for L4, L6, V6 (65-225 HP) ...</i>	<i>67</i>
<i>Drive Shaft Components - Late Alpha Gearcase V6 3.0L.....</i>	<i>67</i>

Mercury / Mariner / Force

PROP SHAFT IDENTIFICATION

No. 11152

OEM: 44-93003
Early Inline 6 Gearcase
Length: 15-1/4"
Carrier Needle Bearing Journal \varnothing : 1-3/16"
Prop Splines: 15
Prop Thrust Washer: No. 21301

No. 11153

OEM: 44-12238T
Late 3-Cyl., L4, V6, XR4, XR6 Gearcase
Length: 15-1/2"
Carrier Needle Bearing Journal \varnothing : 1-3/16"
Prop Splines: 15
Prop Thrust Washer: No. 21350

**DO NOT USE ON BASS
TOURNAMENT BOAT
ENGINES**

No. 11155


OEM: 44-850308
Late 3 / 4-Cyl. & 3.0L V6 Gearcase
Length: 15-1/2"
Carrier Needle Bearing Journal \varnothing : 1-3/16"
Prop Splines: 15
Prop Thrust Washer: No. 21350

No. 11156

OEM: 44-75365
2, 3 & 4-Cyl. Small Gearcase
Length: 12-1/2"
Carrier Needle Bearing Journal \varnothing : 7/8"
Prop Splines: 13
Prop Thrust Washer: No. 21290

No. 11151

OEM: 44-94148
Late V6 Alpha Gearcase
Length: 15-1/2"
Carrier Needle Bearing Journal \varnothing : 1-3/16"
Prop Splines: 15
Prop Thrust Washer: No. 21301



Mercury / Mariner / Force

BEARING CARRIER COMPONENTS

No. 11380

TAB WASHER
OEM: 14-79447



No. 11381

TAB WASHER KEYED
OEM: 14-18323



No. 21110

COVER NUT
OEM: 52699



No. 21120

COVER NUT
OEM: 79448



BEARING CARRIER COMPONENTS APPLICATIONS

Make	Model/Yr.	Cover Nut	Bearing Carrier Tab Washer
Merc/Mar/Force	L4, L6 & V6 (65-225 HP)	21120	11380
Merc/Mar/Force	3.0L (200 DFI, 225 Carb., 225 & 250 EFI)	21120	11381
Merc/Mar/Force	4-Stroke Verado	21120	11380
Mariner	105 Jet	21110	11380
Mariner	115 (6-Cyl.)	21110	11380
Mariner	140	21110	11380
Mariner	140 Jet	21110	11380
Mariner	75 (4-Cyl.)	21110	11380
Mariner	80	21110	11380
Mariner	85	21110	11380
Mariner	90 (6-Cyl.)	21110	11380
Mariner	Magnum II	21110	11380
Mariner	Magnum III	21110	11380
Mariner	V-135 thru V-200 (including Mag/EFI & SKI)	21110	11380
MerCruiser	80 Renault 80 I/L4 (1966-69)	21110	11380
MerCruiser	80 (Sterndrive) (1966-69)	21110	11380
Mercury	1000SS	21110	11380
Mercury	105 Jet	21110	11380
Mercury	115 (6-Cyl.)	21110	11380
Mercury	1150	21110	11380
Mercury	1150, 115	21110	11380
Mercury	1250	21110	11380
Mercury	1350	21110	11380
Mercury	140	21110	11380
Mercury	140 Jet	21110	11380
Mercury	1400	21110	11380
Mercury	1400, 140	21110	11380
Mercury	1500	21110	11380
Mercury	1500XS	21110	11380
Mercury	650 (4-Cyl.)	21110	11380
Mercury	75 (4-Cyl.)	21110	11380
Mercury	800 (4-Cyl.), 80 (4-Cyl.)	21110	11380
Mercury	850 (4-Cyl.)	21110	11380
Mercury	90 (6-Cyl.)	21110	11380
Mercury	1500	21110	11380
Mercury	1500XS	21110	11380
Mercury	650 (4-Cyl.)	21110	11380
Mercury	75 (4-Cyl.)	21110	11380
Mercury	800 (4-Cyl.), 80 (4-Cyl.)	21110	11380
Mercury	850 (4-Cyl.)	21110	11380
Mercury	90 (6-Cyl.)	21110	11380
Mercury	900, 90	21110	11380
Mercury	V-135 thru V-200 (Including XRI, EFI)	21110	11380
Mercury	XR-4 & XR-6	21110	11380

Mercury / Mariner / Force

PROP SHAFT COMPONENTS - 25, 30, 40, 50 HP (2 & 3-CYL.)

Late Small Gearcase

No. 11428

PROP SHAFT BEARING
OEM: 31-21700



No. 21628

REVERSE GEAR BEARING
OEM: 30-20839T



See Section 3 for Gears



No. 11426

FORWARD GEAR INSIDE BEARING
OEM: 31-41326



No. 21581

FORWARD GEAR OUTSIDE BEARING
OEM: 31-99328A1



No. 85520

PROP SHAFT OUTER SEAL
OEM: 26-69189



No. 85120

PROP SHAFT INNER SEAL
OEM: 26-69188



No. 82310

O-RING FOR BEARING CARRIER
OEM: 25-815460



PROP SHAFT COMPONENTS - 35-70 HP (2, 3 & 4-CYL.)

Small Gearcase

No. 11428

PROP SHAFT BEARING
OEM: 31-21700



No. 21628

REVERSE GEAR BEARING
OEM: 30-20839T



See Section 3 for Gears



No. 11427

FORWARD GEAR INSIDE BEARING
OEM: 31-21739



No. 21630

FORWARD GEAR OUTSIDE BEARING
OEM: 31-38356A1



No. 23226

SHIM SET
OEM: 15-38374A1



No. 85520

PROP SHAFT OUTER SEAL
OEM: 26-69189



No. 85120

PROP SHAFT INNER SEAL
OEM: 26-69188



No. 83345

O-RING FOR BEARING CARRIER
OEM: 25-31986



No. 11156

PROP SHAFT
OEM: 44-75365



Mercury / Mariner / Force

PROP SHAFT COMPONENTS - 50, 55, 60 HP (3-CYL.)

Late Small Gearcase (3.44in/87.38mm Torpedo Dia.)

No. 11428
PROP SHAFT
BEARING
OEM: 31-21700



No. 21628
REVERSE GEAR
BEARING
OEM: 30-20839T



See Section
3 for Gears



No. 11427
FORWARD GEAR
INSIDE BEARING
OEM: 31-21739



No. 21820
FORWARD GEAR
OUTSIDE BEARING
OEM: 31-30894A1



No. 23224
SHIM SET
OEM: 15-812770A1



No. 85520
PROP SHAFT
OUTER SEAL
OEM: 26-69189



No. 85120
PROP SHAFT
INNER SEAL
OEM: 26-69188



No. 82310
O-RING FOR
BEARING CARRIER
OEM: 25-815460



PROP SHAFT COMPONENTS - 55, 60-125 HP (3 & 4-CYL.)

Late Large Gearcase (4.25in/107.95mm Torpedo Dia.) Bigfoot

No. 11410
PROP SHAFT
BEARING
OEM: 31-30956



No. 22760
REVERSE GEAR
BEARING
OEM: 30-12578T



No. 21653
THRUST WASHER
REVERSE GEAR
OEM: 12-12577



No. 22750
THRUST BEARING
REVERSE GEAR
OEM: 31-12576



See Section
3 for Gears



No. 11420
FORWARD GEAR
INSIDE BEARING
OEM: 31-30895



No. 21820
FORWARD GEAR
OUTSIDE BEARING
OEM: 31-30894A1



No. 23221
SHIM SET
OEM: 15-44491A1



No. 85530
PROP SHAFT
OUTER SEAL
OEM: 26-70081



No. 85130
PROP SHAFT
INNER SEAL
OEM: 26-76868



No. 11412
BEARING CARRIER
W/ BEARINGS & SEALS
OEM: 12596T2



No. 82390
O-RING FOR
BEARING CARRIER
OEM: 25-97386



No. 11153
PROP SHAFT
OEM: 44-75365

No. 11155
PROP SHAFT
OEM: 44-850308



Mercury / Mariner / Force

PROP SHAFT COMPONENTS - L4, L6 & V6 (65-225 HP)

Late Alpha Gearcase (4.75in/120.6mm Torpedo Dia.)

No. 11410 PROP SHAFT BEARING OEM: 31-30956	No. 21620 REVERSE GEAR BEARING OEM: 30-88957T	See Section 3 for Gears	No. 11430 FORWARD GEAR INSIDE BEARING OEM: 31-54928-1	No. 11420 FORWARD GEAR INSIDE BEARING OEM: 31-30895T	No. 21820 FORWARD GEAR OUTSIDE BEARING OEM: 31-30894A1	No. 21830 FORWARD GEAR OUTSIDE BEARING OEM: 31-78172A1	No. 23220 SHIM SET OEM: 15-47397A1
---	--	-------------------------	--	---	---	---	---



No. 85700
PROP SHAFT OUTER SEAL
OEM: 26-12224



No. 85130
PROP SHAFT INNER SEAL
OEM: 26-76868



No. 83445
O-RING FOR BEARING CARRIER
OEM: 25-896524



No. 11155
PROP SHAFT
OEM: 44-850308

No. 11152
PROP SHAFT
OEM: 44-93003




No. 11151
PROP SHAFT
OEM: 44-94148

PROP SHAFT COMPONENTS - V6 3.0L (200 DFI, 225 CARB, 225 & 250 EFI)

Late 3.0L Alpha Gen II Gearcase

No. 11410 PROP SHAFT BEARING OEM: 31-30956	No. 21620 REVERSE GEAR BEARING OEM: 30-88957T	No. 23140 THRUST RING OEM: 68100-1	No. 11420 FORWARD GEAR INSIDE BEARING OEM: 31-30895T	No. 21590 FORWARD GEAR OUTSIDE BEARING OEM: 31-35928A1 (For 1.65:1 Ratio)	No. 21593 FORWARD GEAR OUTSIDE BEARING OEM: 31-828439A2 (For 1.62:1 Ratio)	No. 21820 FORWARD GEAR OUTSIDE BEARING OEM: 31-30894A1 (For 1.75:1 Ratio)	No. 23220 SHIM SET OEM: 15-47397A1 (For 21590 Bearing)
---	--	---	---	---	--	---	--



No. 23221
SHIM SET
OEM: 15-44491A1
(For 21593, 21820 Bearings)


No. 85700
PROP SHAFT OUTER SEAL
OEM: 26-12224



No. 85130
PROP SHAFT INNER SEAL
OEM: 26-76868



No. 11405
BEARING CARRIER W/ BEARINGS & SEALS
OEM: 818763A11



No. 83445
O-RING FOR BEARING CARRIER
OEM: 25-896524



No. 11155
PROP SHAFT
OEM: 44-850308



Mercury / Mariner / Force

UPPER DRIVE SHAFT IDENTIFICATION (20" TRANSOM)

No. 11165

OEM: 45-98180
 35-70 HP Small Gearcase with Pre-Load Pin
Length: 30"
Pinion Bearing Journal ϕ : 7/8"
Pinion Gear Splines: 13

No. 11167

OEM: 45-812731
 50, 55, 60 HP (3-Cyl.) Late Small Gearcase
Length: 31-1/8"
Pinion Bearing Journal ϕ : 7/8"
Pinion Gear Splines: 14

No. 11160

OEM: 45-43031A1
 55, 60-125 HP (3 & 4-Cyl.) Late Large Gearcase
Length: 31-7/8"
Pinion Bearing Journal ϕ : 1"
Pinion Gear Splines: 17 (with Wear Sleeve Assy.)

No. 11164

OEM: 45-826736A1
 55, 60-125 HP (3 & 4-Cyl.) Late Large Gearcase
Length: 31-5/16"
Pinion Bearing Journal ϕ : 1"
Pinion Gear Splines: 17 (with Wear Sleeve Assy.)

No. 11166

OEM: 45-76088A2
 50, 65, 75 HP (3-Cyl.) Early Small Gearcase with Pre-Load Pin
Length: 30"
Pinion Bearing Journal ϕ : 7/8"
Pinion Gear Splines: 13

No. 11161

OEM: 45-44000-1
 V6 Late Alpha Gearcase
Length: 32-3/16"
Pinion Bearing Journal ϕ : 1-1/8"
Pinion Gear Splines: 13

No. 11162

OEM: 45-42646
 Early Inline 6 Gearcase
Length: 30-3/4"
Pinion Bearing Journal ϕ : 1"
Pinion Gear Splines: 17

No. 11163

OEM: 45-98682A1
 V6 Gearcase with Pre-Load Pin
Length: 32-1/4"
Pinion Bearing Journal ϕ : 1"
Pinion Gear Splines: 11

No. 11140

OEM: 45-816472
 V6 (3.0L) Late Gearcase
Length: 18-1/4"
Pinion Bearing Journal ϕ : 1-1/8"
Pinion Gear Splines: 13



Mercury / Mariner / Force

DRIVE SHAFT COMPONENTS

Pre-Load Pin Type Drive Shaft	Retaining Nut Type Drive Shaft	Non-Retaining Nut Type Drive Shaft
<p>No. 11165 DRIVE SHAFT (LONG) OEM: 45-98180</p>  <p>11165 11166</p>	<p>No. 11167 DRIVE SHAFT (LONG) OEM: 45-812731</p> 	<p>No. 11160 DRIVE SHAFT (LONG) OEM: 45-43031A1</p>  <p>11160 11164</p>
<p>No. 11166 DRIVE SHAFT (LONG) OEM: 45-76088A2</p>	<p>No. 23208 RETAINING NUT OEM: 11-812820-1</p> 	<p>No. 22960 BEARING OEM: 31-42677A1</p> 
<p>No. 21585 BEARING OEM: 31-77420A1</p> 	<p>No. 21585 BEARING OEM: 31-77420A1</p> 	<p>No. 23222 SHIM SET OEM: 15-44492A1</p> 
<p>No. 23225 SHIM SET OEM: 15-92881A1</p> 	<p>No. 23223 SHIM SET OEM: 15-812769A1</p> 	<p>See Section 3 for Gear Sets</p> 
<p>No. 11429 PINION BEARING OEM: 31-62091</p> 	<p>No. N/A PINION BEARING OEM: 31-812768</p> 	<p>No. 11190 PINION NUT OEM: 11-35921</p> 
<p>See Section 3 for Gear Sets</p> 	<p>See Section 3 for Gear Sets</p> 	
<p>No. 11192 PINION NUT OEM: 11-55910</p> 	<p>No. 11192 PINION NUT OEM: 11-55910</p> 	

Mercury / Mariner / Force

DRIVE SHAFT COMPONENTS

Alpha Gearcase for L4, L6 & V6 (65-225 HP)

No. 11161
DRIVE SHAFT
OEM: 45-44000-1

No. 11162
DRIVE SHAFT
OEM: 45-42646

No. 11163
DRIVE SHAFT
W/ PRE-LOAD PIN
OEM: 45-98682A1



No. 23200
RETAINING NUT
OEM: 824519-1



No. 21580*
BEARING -
For use with No.11161
OEM: 31-36387A1



No. 22980*
BEARING -
For use with No.11162
OEM: 31-69220T

No. 21570*
BEARING -
For use with No.11163
OEM: 31-53079A1



No. 23210
SHIM SET
OEM: 15-42637A1

No. 21610**
PINION BEARING -
For use with
No.11161
OEM: 31-42647A1



No. 22780**
PINION BEARING -
For use with
No.11162 & 11163
OEM: 31-32898T

See Section 3 for Gear Sets

No. 32800
WASHER
OEM: 312-92721



No. 11190
PINION NUT
OEM: 11-35921



NOTE:

* For Drive Shaft No. 11161 use Bearing No. 21580.
For Drive Shaft No. 11162 use Bearing No. 22980.
For Drive Shaft No. 11163 use Bearing No. 21570.

** For Drive Shaft No. 11161 use Pinion Bearing No. 21610.
For Drive Shaft No. 11162 & 11163 use Pinion Bearing No. 22780.

Late Alpha Gearcase for V6 3.0L

No. 11140
DRIVE SHAFT
OEM: 45-816472



No. 23200
RETAINING NUT
OEM: 824519-1



No. 21580
BEARING
OEM: 31-36387A1



No. 23210
SHIM SET
OEM: 15-42637A1



No. 21610
PINION BEARING
OEM: 31-42647A1



See Section 3
for Gear Sets



No. 32800
WASHER
OEM: 312-92721



No. 11190
PINION NUT
OEM: 11-35921





Section 6

Mercury / Mariner / Force Water Pumps

<i>Water Pump Impeller Identification</i>	70-71
<i>Water Pump Kits - 8, 9.9, 15, 40, 50, 60 EFI HP, 3-Cyl.</i> 4-Stroke	72
<i>Water Pump Kits - 25, 30, 40, 50 EFI HP, 3-Cyl. (1998 & Up)</i> 4-Stroke	73
<i>Water Pump Kits - 40-275 HP, 3-Cyl., L4 & L6 Verado</i> 4-Stroke	74
<i>Water Pump Kits - 15 HP & Below</i> 2-Stroke	75
<i>Water Pump Kits - 15XD-60 HP w/ Metal Pump Housing</i> 2-Stroke	76
<i>Water Pump Kits - 30-70 HP w/ Small Plastic Pump Housing</i> 2-Stroke	77
<i>Water Pump Kits - 65-225 HP w/ Large Plastic Pump Housing</i> 2-Stroke	78
<i>Water Pump Kits - 65-225 HP w/ Large Metal Pump Housing</i> 2-S	79-80
<i>Water Pump Kits - 75-140 HP (Force & Chrysler Only)</i>	80
<i>Water Pump Kits Applications (Force & Chrysler Only)</i>	80
<i>Water Pump Kits Applications</i> 4-Stroke	81
<i>Water Pump Kits Applications</i> 2-Stroke	82-86

Mercury / Mariner / Force

WATER PUMP IMPELLER AND KEY IDENTIFICATION

Water Pump Impeller & Keys For All Models

These water pump impellers can be divided into two distinct groups.

High volume water pumps use long vane impellers.

High pressure water pumps use short vane impellers.

*Keys are not included with impellers and need to be ordered separately.

High Volume / Long Vane Impellers

No. 89451

HIGH VOLUME / LONG VANE IMPELLER

OEM: 47-42038Q02

See Water Pumps

Application Guide for Models

Outside: \varnothing 2.3125"

Inside: \varnothing .500"



No. N/A

KEY

OEM: 28-42376A2



No. 89616

HIGH VOLUME / LONG VANE IMPELLER

OEM: 47-19453T

See Water Pumps

Application Guide for Models

Outside: \varnothing 3.125"

Inside: \varnothing .75"



No. N/A

KEY

OEM: 28-19699



No. 89640

HIGH VOLUME / LONG VANE IMPELLER

OEM: 47-85089-10

See Water Pumps

Application Guide for Models

Outside: \varnothing 2.87"

Inside: \varnothing .625"



No. N/A

KEY

OEM: 28-85119



No. 89630

HIGH VOLUME / LONG VANE IMPELLER

OEM: 47-43026T2

See Water Pumps

Application Guide for Models

Outside: \varnothing 3.50"

Inside: \varnothing .875"



No. 11071

KEY

OEM: 28-43037

* Order Separately



No. 89890

HIGH VOLUME / LONG VANE IMPELLER

OEM: 47-84797M

See Water Pumps

Application Guide for Models

Outside: \varnothing 2.736" (69.5mm)

Inside: \varnothing .630" (16mm)



No. N/A

KEY - HALF-MOON

OEM: 28-81603M



High Pressure / Short Vane Impellers

No. 89830

HIGH PRESSURE / SHORT VANE IMPELLER

OEM: 47-89983

See Water Pumps

Application Guide for Models

Outside: \varnothing 2.031"

Inside: \varnothing .75"



No. N/A

KEY

OEM: 28-56662



No. 89840

HIGH PRESSURE / SHORT VANE IMPELLER

OEM: 47-89994T4

See Water Pumps

Application Guide for Models

Outside: \varnothing 2.375"

Inside: \varnothing .875"



No. 11070

KEY

OEM: 28-56654

* Order Separately



No. 89450

HIGH PRESSURE / SHORT VANE IMPELLER

OEM: 47-803630T

See Water Pumps

Application Guide for Models

Outside: \varnothing 2.25"

Inside: \varnothing .8125"




No. 89597

KEY - STAINLESS STEEL HALF-MOON

OEM: 28-F523498























* Order Separately



Mercury / Mariner / Force

WATER PUMP IMPELLER AND KEY IDENTIFICATION

High Pressure / Short Vane Impellers

<p>No. 89810 HIGH PRESSURE / SHORT VANE IMPELLER OEM: 47-89981 See Water Pumps Application Guide for Models Outside: \varnothing 1.250" Inside: \varnothing .456"</p>  <p>No. N/A KEY OEM: 28-56655</p> 	<p>No. 89870 HIGH PRESSURE / SHORT VANE IMPELLER OEM: 47-11590M See Water Pumps Application Guide for Models Outside: \varnothing 1.575" (40mm) Inside: \varnothing .453" (11.50mm)</p>  <p>No. N/A KEY - HALF-MOON OEM: 28-81912M</p> 	<p>No. 89600 HIGH PRESSURE / SHORT VANE IMPELLER OEM: 47-22748 See Water Pumps Application Guide for Models Outside: \varnothing 1.250" Inside: \varnothing .456"</p>  <p>No. N/A KEY OEM: 28-56655</p> 
<p>No. 89850 HIGH PRESSURE / SHORT VANE IMPELLER OEM: 47-80395M See Water Pumps Application Guide for Models Outside: \varnothing 1.875" (47.5mm) Inside: \varnothing .438" (11mm)</p>  <p>No. N/A KEY - PIN OEM: 17-82355M</p> 	<p>No. 89880 HIGH PRESSURE / SHORT VANE IMPELLER OEM: 47-84027T See Water Pumps Application Guide for Models Outside: \varnothing 1.575" (40mm) Inside: \varnothing .512" (13mm)</p>  <p>No. N/A KEY - HALF-MOON OEM: 28-81912M</p> 	
<p>No. 89800 HIGH PRESSURE / SHORT VANE IMPELLER OEM: 47-89980 See Water Pumps Application Guide for Models Outside: \varnothing 1.250" Inside: \varnothing .438"</p>  <p>No. N/A KEY OEM: 28-56655</p> 	<p>No. 89820 HIGH PRESSURE / SHORT VANE IMPELLER OEM: 47-89982 See Water Pumps Application Guide for Models Outside: \varnothing 2.000" Inside: \varnothing .625"</p>  <p>No. N/A KEY - HALF-MOON OEM: 28-56661</p> 	
<p>No. 89860 HIGH PRESSURE / SHORT VANE IMPELLER OEM: 47-96305M See Water Pumps Application Guide for Models Outside: \varnothing 1.575" (40mm) Inside: \varnothing .438" (11mm)</p>  <p>No. N/A KEY - PIN OEM: 17-82355M</p> 	<p>No. 89910 HIGH PRESSURE / SHORT VANE IMPELLER OEM: 47-97108M See Water Pumps Application Guide for Models Outside: \varnothing 2.047" (52mm) Inside: \varnothing .709" (18mm)</p>  <p>No. N/A KEY - HALF-MOON OEM: 28-97089M</p> 	
<p>No. 89614 HIGH PRESSURE / SHORT VANE IMPELLER OEM: 47-F436065-2 See Water Pumps Application Guide for Models Outside: \varnothing 2.250" Inside: \varnothing .500"</p>  <p>No. N/A KEY - PIN OEM: 17-F901563</p> 	<p>No. 89615 HIGH PRESSURE / SHORT VANE IMPELLER OEM: 47-F462065 See Water Pumps Application Guide for Models Outside: \varnothing 2.2813" Inside: \varnothing .5625"</p>  <p>No. N/A KEY - PIN OEM: 17-F901563</p> 	

Mercury / Mariner / Force

WATER PUMP KITS 8, 9.9, 15 HP 2-CYL., 40, 50, 60 EFI HP 3-CYL.

4-STROKE

No. 12051

COMPLETE WATER PUMP HOUSING KIT
OEM: 46-42089A5



Fits (1999-Up) 8, 9.9, 15 HP.

No. 12124

COMPLETE WATER PUMP HOUSING KIT
OEM: 46-812966A12



Fits (1991-Up) 40, 50, 60 EFI HP.

No. 12836

GROMMET
OEM: 26-42102-1



No. 12305

PUMP BASE
OEM: 46-420T5



No. 85182

TUBE SEAL
OEM: 859770-1



No. 86870

OIL SEAL
OEM: 26-814670



No. 12424

PUMP HOUSING
OEM: 46-42089A2



No. 85650

SEAL
OEM: 26-42133



No. 12417

PUMP HOUSING
OEM: 14334A3



No. 86860

OIL SEAL
OEM: 26-814669



No. 31178

WASHER
OEM: 12-16448
Kit Contains: 2



No. 23201

RETAINER
OEM: 42375



No. 31177

WASHER
OEM: 12-858234
Kit Contains: 2



No. 31170

GASKET
OEM: 26-8M0058390
Kit Contains: 3



No. 89451

IMPELLER
OEM: 47-42038-2



No. 22358

SCREW
OEM: 10-48408



No. 89616

IMPELLER
OEM: 47-19453T



No. 12494

WEAR PLATE
OEM: 42200



No. 12837

SEAL
OEM: 26-33613



No. 37490

GASKET
OEM: 27-822189



No. 31230

GASKET
OEM: 27-19202



No. 31220

GASKET
OEM: 27-19204-3



No. 12506

WEAR PLATE
OEM: 19700A2



No. 85570

OIL SEAL
OEM: 26-41365-1
Kit Contains: 2



No. 31170

GASKET
OEM: 26-8M0058390
Kit Contains: 2



No. 37470

GASKET
OEM: 27-8M4502052



No. 44990

QUADRING
OEM: 25-822236



No. 31330

GASKET
OEM: 19643



No. 12352

PUMP BASE
OEM: 46-812966A7



Water Pump Impeller Kit

No. 12306

OEM: 47-42038T3

Kit Contains:

GLM	OEM	ITEM
89451	47-42038-2	Impeller
12494	42200	Wear Plate
31230	27-19202	Gasket
31178 (2)	12-16448	Washer



Without impeller key

No. 82250

O-RING
OEM: 25-30224



Mercury / Mariner / Force

WATER PUMP KITS 25, 30, 40, 50 EFI HP 3-CYL. (1998 & Up)

4-STROKE

No. 12126

COMPLETE WATER
PUMP HOUSING KIT
OEM: N/A



NEW

Fits (1998-Up) 25, 30, 40, 50 HP

No. 85180

TUBE SEAL
OEM: 43023



No. 85181

TUBE SEAL
OEM: 4823547-1



No. 12427

WATER PUMP
HOUSING KIT
OEM: N/A



No. 31175

WASHER
OEM: 12-86645-1
Kit Contains: 2



No. 89640

IMPELLER
OEM: 47-85089-10



No. N/A

KEY
OEM: 28-43037



No. 12505

WEAR PLATE
OEM: 821354-2



No. 37490

GASKET
OEM: 27-822189



No. 37700

GASKET
OEM: 27-822217



No. 12358

PUMP BASE
OEM: 46-821307A2



Water Pump Impeller Kit

No. 12045

OEM: 821354A2

Without
Impeller Key



Kit Contains:

GLM	OEM	ITEM
85180	43023	Tube Seal
85181	823547-1	Tube Seal
31175	12-86645-1	Washer
89640	47-85089-10	Impeller
37490	27-822189	Gasket
12505	821354-2	Wear Plate
37700	27-822217	Gasket

Fits (1998-Up) 25, 30, 40, 50 HP

Water Pump Housing Kit

No. 12426

WATER PUMP
HOUSING KIT

OEM: 46-821351A3

NEW



Kit Contains:

GLM	OEM	ITEM
85180	43023	Tube Seal
85181	823547-1	Tube Seal
31175	12-86645-1	Washer
37490	27-822189	Gasket
37700	27-822217	Gasket
N/A	28-43037	Key

Fits (1998-Up) 25, 30, 40, 50 HP

Mercury / Mariner / Force

WATER PUMP KITS 40-275 HP, 3-CYL., L4 & L6 VERADO

4-STROKE

No. 12094

COMPLETE WATER
PUMP HOUSING KIT
OEM: 46-43024A7



Fits (2001-Up) 40-115 HP (4-Cyl.)

No. 12121

COMPLETE WATER
PUMP HOUSING KIT
OEM: 817275A09



Fits (2005-Up) 135, 150, 175, 200, 225, 250, 275 HP Verado

No. 85180

WATER TUBE SEAL (WHT)
OEM: 43023



No. 30091

GASKET
OEM: 27-43033-1

No. 85590

FACE SEAL
OEM: 26-816575A2



No. 12366

PUMP BASE
OEM: 888909A1

No. 85190

WATER TUBE SEAL (BLK)
OEM: 43023-2



No. 12345

PUMP BASE
OEM: N/A
(w/ Oil Seals)

No. 12834

SCREW
OEM: 10-816928
Kit Contains: 4



No. 21775

RETAINER RING
OEM: 53-880719

No. 85590

FACE SEAL
OEM: 26-816575A2



No. 30320

GASKET
OEM: 27-43047-2

No. 12413

PUMP HOUSING
OEM: N/A
Not Sold Separately



No. 81395

O-RING
OEM: 25-896523

No. 12413

PUMP HOUSING
OEM: N/A
Not Sold Separately



No. 31170

GASKET
OEM: 26-8M0058390
Kit Contains: 3

No. 89630

IMPELLER
OEM: 47-43026T2



No. 85016

OIL SEAL
OEM: 26-888920

No. 89630

IMPELLER
OEM: 47-43026T2



No. 23234

SCREW
OEM: 10-826844-30
Kit Contains: 4

No. 31240

GASKET
OEM: 27-817277-1



No. 85017

OIL SEAL
OEM: 26-888921

No. 11071

KEY
OEM: 28-43037



No. 21490

WASHER
OEM: 12-29245
Kit Contains: 4

No. 12500

WEAR PLATE
OEM: 817276-1



No. 11071

KEY
OEM: 28-43037

No. 31240

GASKET
OEM: 27-817277-1



No. 31590

INSULATOR
OEM: 23-43045
Kit Contains: 4

No. 30091

GASKET
OEM: 27-43033-1



Water Pump Impeller Kit

Water Pump Impeller Kit

No. 12043

OEM: 47-43026Q06



GLM	OEM	ITEM
89630	47-43026T2	Impeller
12500	817276-1	Wear Plate
31240	27-817277-1	Gasket
30091	27-43033-1	Gasket
30320	27-43047-2	Gasket
31170 (2)	26-8M0058390	Gasket
11071	28-43037	Key
85590	26-816575A	Face Seal
85140	26-45577-1	Seal
12824	816597A1	Coupling Assy.
12838	832942A1	Coupling Assy.

No. 12013

OEM: 817275A08

Kit Contains:

GLM	OEM	ITEM
85590	26-816575A2	Face Seal
12834 (4)	10-816928	Screw
11071	28-43037	Key
12413	N/A (N.S.S.)	Pump Housing
89630	47-43026T2	Impeller
12500	817276-1	Wear Plate
31240	27-817277-1	Gasket
30091	27-43033-1	Gasket



Mercury / Mariner / Force

WATER PUMP KITS 15 HP & BELOW

2-STROKE

No. 12122

COMPLETE WATER PUMP HOUSING KIT
OEM: 46-70941A3



Fits (1975-85) 4, 4.5, 7.5 and 9.8 HP.

No. 12051

COMPLETE WATER PUMP HOUSING KIT
OEM: 46-42089A5



Fits (1986-Up) 6, 8, 9.9, 15 HP.

No. 85153

GROMMET
OEM: 26-36558



No. 12817

PUMP CUP
OEM: 70977

No. 12836*

GROMMET
OEM: 26-42102-1



No. 12305

PUMP BASE
OEM: 46-420T5

No. 85270

OIL SEAL
OEM: 26-30913



No. 12433

PUMP BASE
OEM: 46-70941T01

No. 12424

PUMP HOUSING
OEM: 46-42089A2
* Includes 12836



No. 85650

SEAL
OEM: 26-42133

No. 12428

PUMP HOUSING
OEM: 93224A1



No. 81230

O-RING
OEM: 25-29439

No. 31178

WASHER
OEM: 12-16448
Kit Contains: 2



No. 23201

RETAINER
OEM: 42375

No. 12540

WEAR PLATE
OEM: 46895



No. 86450

OIL SEAL
OEM: 26-30900T

No. 89451

IMPELLER
OEM: 47-42038-



No. 22358

SCREW
OEM: 10-48408

No. 89810*

IMPELLER
OEM: 47-89981



No. 12837

GROMMET
OEM: 26-33613

No. 12494

WEAR PLATE
OEM: 42200



No. 12837

SEAL
OEM: 26-33613

*0.456 I.D.

Water Pump Impeller Kits

No. 12270

OEM: 47-89981Q1

*Impeller 0.456 I.D.

Kit Contains:

GLM	OEM	ITEM
12540	46895	Wear Plate
12963	23-31792	Guide Tube
80120	25-48171	O-ring
81090	25-62704	O-ring
81230	25-29439	O-ring
85651	25-30526	Seal
89810*	47-89981	Impeller



No. 12271

OEM: 47-89980T1

*Impeller 0.438 I.D.

Kit Contains:

GLM	OEM	ITEM
12540	46895	Wear Plate
12963	23-31792	Guide Tube
80120	25-48171	O-ring
81090	25-62704	O-ring
81230	25-29439	O-ring
85651	25-30526	Seal
89800*	47-89980	Impeller



No. 31230

GASKET
OEM: 27-19202



No. 31220

GASKET
OEM: 27-19204-3

No. 85570

OIL SEAL
OEM: 26-41365-1
Kit Contains: 2



No. 31170

GASKET
OEM: 26-8M0058390
Kit Contains: 2

No. 44990

QUAD RING
OEM: 25-822236



No. 31330

GASKET
OEM: 19643

Water Pump Impeller Kit

No. 12306

OEM: 47-42038T3

Without impeller key

Kit Contains:

GLM	OEM	ITEM
89451	47-42038-2	Impeller
12494	42200	Wear Plate
31230	27-19202	Gasket
31178 (2)	12-16448	Washer



Mercury / Mariner / Force

WATER PUMP KITS 15XD-60 HP

2-STROKE

Water Pump Housing Kit

No. 12014

OEM: 46-99157T2



Fits (1984-Up) 15XD, 18XD, 20XD, 25XD, 25 (3-Cyl.).

No. 12095

COMPLETE WATER PUMP HOUSING KIT
OEM: 46-812966A11



Fits (1991-Up) 45 Jet, 50, 55, 60 HP (3-Cyl.)

No. 21321

SLINGER
OEM: 25-86203



No. 32360

GASKET
OEM: 27-99326-1

No. 31590

INSULATOR
OEM: 23-43045
Kit Contains: 4



No. 37470*

GASKET
OEM: 27-8M4502052
Included in 12417

No. 85151

GROMMET
OEM: 26-85090001



No. 31591

INSULATOR
OEM: 23-85095
Kit Contains: 4

No. 12417

PUMP HOUSING
OEM: 14334A3
* Includes 85180, 37490, 12506, 37470



No. 37478

GASKET
OEM: 27-19454-1

No. 12423

PUMP HOUSING
OEM: 46-99157A02



No. 31170

GASKET
OEM: 26-8M0058390
Kit Contains: 2

No. 21490**

WASHER (4)
OEM: 12-29245
Included in 12506



No. 31170

GASKET
OEM: 26-8M0058390
Kit Contains: 3

No. 81470

O-RING
OEM: 25-69202



No. 80110

O-RING
OEM: 25-62702
Kit Contains: 2

No. 31177**

WASHER (2)
OEM: 12-858234
Included in 12506



No. 82250+

O-RING
OEM: 25-30224
Included in 12352

No. 31210

WASHER
OEM: 12-86645-1
Kit Contains: 2



No. 89616

IMPELLER
OEM: 47-19453T



No. 86870+

OIL SEAL
OEM: 26-814670
Included in 12352

No. 89640

IMPELLER
OEM: 47-85089-10



No. 37490*

GASKET
OEM: 27-822189
Included in 12417



No. 86860+

OIL SEAL
OEM: 26-814669
Included in 12352

No. 12490

WEAR PLATE
OEM: 85083



No. 12506*

WEAR PLATE
OEM: 19700A2
Included in 12417
** Includes 21490, 31177



Water Pump Impeller Kit

Water Pump Impeller Kit

No. 12107

OEM: 47-85089T4

GLM	OEM	ITEM
89640	47-85089-10	Impeller
12490	85083	Wear Plate
32360	27-99326-1	Gasket
31210 (2)	12-86645-1	Washer
81470	25-69202	O-ring



No. 12044

OEM: 47-19453Q2

GLM	OEM	ITEM
85180	43023	Tube Seal
89616	47-19453T	Impeller
37490	27-822189	Gasket
12506	19700A2	Wear Plate
37478	27-19454-1	Gasket
37470	12-19701	Gasket



Mercury / Mariner / Force

WATER PUMP KITS 30-70 HP w/ SMALL PLASTIC PUMP HOUSING

2-STROKE

No. 12100

COMPLETE WATER
PUMP HOUSING KIT

OEM: 46-77177A3

(Use No. 12030 Pump Base)



Fits (1970-1986) 30 Jet, 35, 40, 45, 50, 60, 70 HP 2-Stroke.

No. 12180

COMPLETE WATER
PUMP HOUSING KIT

OEM: 46-73640A2

(Use No. 12020 Pump Base)

No. 12010

OEM: 46-60366A1

Kit Contains:

GLM	OEM	ITEM
12420	46-77822A1	Pump Housing
12520	54705	Wear Plate
21320	25-20273	Slinger
31060	27-32769	Gasket
31070	27-32770	Gasket
31080	27-32771	Gasket
31170 (2)	26-8M0058390	Gasket
31180	12-49221-1	Gasket
31190	27-77417	Gasket
81140	25-45711	O-ring
82230	25-26855	O-ring
82240	25-26722	O-ring
89830	47-89983	Impeller



Water Pump Impeller Kit

No. 12250

OEM: 47-89983T1

Kit Contains:

GLM	OEM	ITEM
21320	25-20273	Slinger
31060	27-32769	Gasket
31070	27-32770	Gasket
31080	27-32771	Gasket
31170 (2)	26-8M0058390	Gasket
31180	12-49221-1	Gasket
31190	27-77417	Gasket
81140	25-45711	O-ring
82230	25-26855	O-ring
82240	25-26722	O-ring
89830	47-89983	Impeller



No. 85360

GROMMET

OEM: 26-38452



No. 31060

GASKET

OEM: 27-19553

No. 32710

GASKET

OEM: 12-38453



No. 12020

PUMP BASE

OEM: 46-73640A1

No. 21320

SLINGER

OEM: 25-20273



No. 82230

O-RING

OEM: 25-26855

No. 12420

PUMP HOUSING

OEM: 46-77822A1



No. 12030

PUMP BASE

OEM: 46-77177A1

No. 12860

PUMP CUP

OEM: 48753



No. 82240

O-RING

OEM: 25-26722

No. 89830

IMPELLER

OEM: 47-89983



No. 85080

OIL SEAL

OEM: 26-90562

No. 31070

GASKET

OEM: 27-19551



No. 85580

OIL SEAL

OEM: 26-79831

No. 12520

WEAR PLATE

OEM: 32768



No. 85630

SEAL

OEM: 37721

No. 39570

OEM: N/A

Kit Contains:

GLM	OEM	ITEM
81260	25-33466	O-ring
31090	27-39623-1	Gasket
31200	27-39625	Gasket
31110	27-39626	Gasket



For 20 HP

Water Pump Gasket Kit

No. 39580

OEM: N/A

Kit Contains:

GLM	OEM	ITEM
82240	25-26722	O-ring
82230	25-26855	O-ring
31060	27-32769	Gasket
31070	27-32770	Gasket
31080	27-32771	Gasket
31190	27-19552	Gasket
21320	25-20273	Slinger



For 35-60 HP

Water Pump Impeller Kit

No. 12260

OEM: 47-89982T1



For 100 (20) HP

Mercury / Mariner / Force

WATER PUMP KITS 65-225 HP

2-STROKE

Large Plastic Pump Housing

No. 12150

COMPLETE WATER
PUMP HOUSING KIT
OEM: 46-78400A2



Fits (1963-98) 65-225 HP

No. 12820

GUIDE TUBE
OEM: 23-29804T



No. 82250

O-RING (1.875 I.D.)
OEM: 25-30224
For GLM No. 12343, 12344

No. 21330

SLINGER
OEM: 25-30271



No. 82260

O-RING (2.000 I.D.)
OEM: 25-33145
For GLM No. 12350, 12370, 12310

No. 12410

PUMP HOUSING
OEM: 46-96148T1



No. 82270

O-RING (2.125 I.D.)
OEM: 25-38099
For GLM No. 12320 (I/O)

No. 12350

PUMP HOUSING
OEM: 46-96146A6



No. 81160

O-RING
OEM: 25-30613
For Drive Shaft

No. 89840

IMPELLER
OEM: 47-89984T4

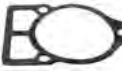


No. 31030

GASKET
OEM: 27-32438
For GLM No. 12343, 12344

No. 31020

GASKET
OEM: 27-858524



No. 31040

GASKET
OEM: 27-856704
For GLM No. 12350, 12356, 12370

No. 12510

WEAR PLATE
OEM: 32435



No. 31050

GASKET
OEM: 27-42631-1
For GLM No. 12320, 12320

No. 31010

GASKET
OEM: 27-85608-1



No. 85140

SEAL
OEM: 26-45577-1

No. 81390

O-RING (2.1875 I.D.)
OEM: 25-90011
For GLM No. 12320, 12320



No. 31170

GASKET
OEM: 26-8M0058390
Kit Contains: 2

Water Pump Housing Kit - Large Plastic Pump Hsg.

No. 12280

OEM:
46-96148A8



Fits (1963-98) 65-225 HP

No. 12820

GUIDE TUBE
OEM: 23-29804T



No. 82260

O-RING (2.000 I.D.)
OEM: 25-33145
For GLM No. 12350, 12370, 12310

No. 21330

SLINGER
OEM: 25-30271



No. 82270

O-RING (2.125 I.D.)
OEM: 25-38099
For GLM No. 12320 (I/O)

No. 12410

PUMP HOUSING
OEM: 46-96148T1

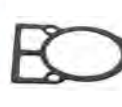


No. 81160

O-RING
OEM: 25-30613
For Drive Shaft

No. 89840

IMPELLER
OEM: 47-89984T4



No. 31030

GASKET
OEM: 27-32438
For GLM No. 12343, 12344

No. 31020

GASKET
OEM: 27-858524



No. 31040

GASKET
OEM: 27-856704
For GLM No. 12350, 12356, 12370

No. 12510

WEAR PLATE
OEM: 32435



No. 31050

GASKET
OEM: 27-42631-1
For GLM No. 12320, 12320

No. 31010

GASKET
OEM: 27-85608-1



No. 85140

SEAL
OEM: 26-45577-1

No. 81390

O-RING (2.1875 I.D.)
OEM: 25-90011
For GLM No. 12320, 12320



No. 31170

GASKET
OEM: 26-8M0058390
Kit Contains: 2

No. 82250

O-RING (1.875 I.D.)
OEM: 25-30224
For GLM No. 12343, 12344



Mercury / Mariner / Force

WATER PUMP KITS 65-225 HP

2-STROKE

Water Pump Impeller Kit - Large Plastic Pump Hsg.

No. 12290

OEM: 47-89984T5



Kit Contains:

GLM	OEM	ITEM	GLM	OEM	ITEM
12510	32435	Wear Plate	31170 (2)	26-8M0058390	Gasket
12820	23-29804	Guide Tube	81160	25-30613	O-ring
12830	26-38970	Grommet	81390	25-90011	O-ring
21330	25-30271	Slinger	82250	25-30224	O-ring
31010	27-85608-1	Gasket	82260	25-33145	O-ring
31020	27-85609-1	Gasket	82270	25-38099	O-ring
31030	27-32438	Gasket	85140	26-45577-1	Seal
31040	27-85610-1	Gasket	89840	47-89984T4	Impeller
31050	27-422631-1	Gasket			

Fits (1963-98) 65-225 HP

Water Pump Gasket Kit - Large Plastic Pump Hsg.

No. 39530

OEM: N/A



Kit Contains:

GLM	OEM	ITEM	GLM	OEM	ITEM
21330	25-30271	Slinger	81160	25-30613	O-ring
31010	27-85608-1	Gasket	81390	25-90011	O-ring
31020	27-85609-1	Gasket	82250	25-30224	O-ring
31030	27-32438	Gasket	82260	25-33145	O-ring
31040	27-85610-1	Gasket	82270	25-38099	O-ring
31050	27-422631-1	Gasket	85140	26-45577	Seal
31170 (2)	26-8M0058390	Gasket			

For 65-225 HP

Water Pump Impeller Kit - Large Metal Pump Hsg.

No. 12043

OEM: 47-43026Q06

Kit Contains:

GLM	OEM	ITEM
89630	47-43026T2	Impeller
12500	817276-1	Wear Plate
30320	27-43047-2	Gasket
31240	27-817277-1	Gasket
30091	27-43033-1	Gasket
31170 (2)	26-8M0058390	Gasket
11071	28-43037	Key
85590	26-816575A2	Face Seal
85140	26-45577-1	Seal
12824	816597A1	Coupling Assy.
12838	832942A1	Coupling Assy.



Large Metal Pump Housing w/ Flat Style Base

No. 12094

COMPLETE WATER PUMP HOUSING KIT
OEM: 46-43024A7



No. 85180

WATER TUBE SEAL (WHT)
OEM: 43023



No. 30091

GASKET
OEM: 27-43033-1



No. 85190

WATER TUBE SEAL (BLK)
OEM: 43023-2



No. 12345

PUMP BASE
OEM: N/A
(w/ Oil Seals)



No. 85590

FACE SEAL
OEM: 26-816575A2



No. 30320

GASKET
OEM: 27-43047-2



No. 12413

PUMP HOUSING
OEM: N/A
Not Sold Separately



No. 31170

GASKET
OEM: 26-8M0058390
Kit Contains: 3



No. 89630

IMPELLER
OEM: 47-43026T2



No. 23234

SCREW
OEM: 10-826844-30
Kit Contains: 4



No. 11071

KEY
OEM: 28-43037



No. 21490

WASHER
OEM: 12-29245
Kit Contains: 4



No. 31240

GASKET
OEM: 27-817277-1



No. 31590

INSULATOR
OEM: 23-43045
Kit Contains: 4



No. 12500

WEAR PLATE
OEM: 817276-1



Mercury / Mariner / Force

WATER PUMP KITS 65-225 HP 2-S FORCE & CHRYSLER 75-140 HP

Large Metal Pump Housing w/ Cone Style Base

No. 12414

COMPLETE WATER PUMP HOUSING KIT
OEM: 817275Q4



No. 82210

O-RING
OEM: 25-21836



No. 31240

GASKET
OEM: 27-817277-1



No. 82150

O-RING
OEM: 25-35027



No. 12500

WEAR PLATE
OEM: 817276-1



No. 85590

FACE SEAL
OEM: 26-816575A2



No. 30091

GASKET
OEM: 27-43033-1



No. 12413

PUMP HOUSING
OEM: N/A
Not Sold Separately



No. 12341

PUMP BASE
OEM: 807929A1



No. 89630

IMPELLER
OEM: 47-43026T2



No. 31170

GASKET
OEM: 26-8M0058390
Kit Contains: 2



No. 11071

KEY
OEM: 28-43037



No. 82115

O-RING
OEM: 25-21836
Kit Contains: 2



Water Pump Housing Kit

No. 12096

OEM: 817275A6



Kit Contains:

GLM	OEM	ITEM	GLM	OEM	ITEM
11071	28-43037	Key	31240	27-817277-1	Gasket
12413	N/A (N.S.S.)	Pump Hsg.	82115	25-21836	O-ring (2)
12500	817276-1	Wear Plate	85590	26-816575A2	Face Seal
30091	27-43033-1	Gasket	89630	47-43026T2	Impeller
31175	12-86645-1	Gasket	85140	26-45577-1	Seal

No. 12011

COMPLETE WATER PUMP HOUSING KIT
OEM: FK1069



No. 12835

GROMMET
OEM: FA523735



No. 12503

WEAR PLATE
OEM: F523562



No. 85410

OIL SEAL
OEM: 26-F351307



No. 37430

GASKET
OEM: 27-F523031



No. 37510

DISC WASHER
OEM: F480388



No. 22308

SCREW
OEM: 10-F1990
Kit Contains: 2



No. 12412

PUMP HOUSING
OEM: 46-817853T1



No. 22309

SCREW
OEM: 10-F1425
Kit Contains: 2



No. 89450

IMPELLER
OEM: 47-F523065-1



No. 21723

LOCKWASHER
OEM: 13-26992
Kit Contains: 4



Water Pump Impeller Kit

No. 12012

OEM: N/A



Kit Contains:

GLM	OEM	ITEM	GLM	OEM	ITEM
89450	47-F523065-1	Impeller	37430	27-F523031	Gasket
12503	F523562	Wear Plate	37510	F480388	Disc Washer
12835	FA523735	Grommet	85410	26-F351307	Oil Seal

Force & Chrysler Water Pump Application

Model	Cylinders	Year
75 HP Chrysler	3	1980-84
85 HP Chrysler	3	1979-84
85 HP Force	3	1983-89
90 HP Chrysler	4	1983-84
100 HP Chrysler	4	1979-84
105 HP Chrysler	4	1982-83
115 HP Chrysler	4	1979-84
125 HP Chrysler	4	1981-82
125 HP Force	4	1983-89
140 HP Chrysler	4	1979-84

Mercury / Mariner / Force

WATER PUMP KITS APPLICATIONS

4-STROKE

Model	Year	Country	Serial No. Range	Pump Kit	Upper Kit	Pump Base	Impeller	Impeller Kit	Pump Housing	Pump Cup	Wear Plate
4-Stroke											
8 (232cc)	1995-98	USA	OG760300-0T178499	12051	N/A	12305	89451	12306	12424	N/A	12494
8 (232cc)	-	USA	0H017100-0H017349	12051	N/A	12305	89451	12306	12424	N/A	12494
8 (323cc) Standard	-	BEL	0P075166-0P325499	12051	N/A	12305	89451	12306	12424	N/A	12494
9.9 (232cc)	1995-98	USA	0H000058-0H016909	12051	N/A	12305	89451	12306	12424	N/A	12494
9.9 (323cc) Standard	-	USA	OG760300-0T979999	12051	N/A	12305	89451	12306	12424	N/A	12494
9.9 (323cc) Standard	-	BEL	0P075166-0P325499	12051	N/A	12305	89451	12306	12424	N/A	12494
9.9 (323cc) Bigfoot	-	USA	OG760300-0T979999	N/A	12014	N/A	89640	N/A	12423	NSS	12490
9.9 (323cc) Bigfoot	-	BEL	0P075166-0P325499	N/A	12014	N/A	89640	N/A	12423	NSS	12490
15 (323cc) Standard	1998	USA	OG590000 & Up	12051	N/A	12305	89451	12306	12424	N/A	12494
15 (323cc) Standard	-	BEL	9973100 & Up	12051	N/A	12305	89451	12306	12424	N/A	12494
15 (323cc) Bigfoot	1998	USA	OG590000 & Up	N/A	12014	N/A	89640	N/A	12423	NSS	12490
15 (323cc) Bigfoot	-	BEL	9973100 & Up	N/A	12014	N/A	89640	N/A	12423	NSS	12490
25 Carb.	1998	USA	OG590000-0T408999	N/A	N/A	12358	89640	12045	12426	N/A	12505
25 Carb.	-	BEL	9973100-0P153499	N/A	N/A	12358	89640	12045	12426	N/A	12505
25 Carb.	1998	USA	0T409000 & Up	N/A	N/A	12358	89640	12045	12426	N/A	12505
25 Carb.	-	BEL	0P153500 & Up	N/A	N/A	12358	89640	12045	12426	N/A	12505
30 Carb., Standard	-	USA	OG760300-0T408999	N/A	N/A	12358	89640	12045	12426	N/A	12505
30 Carb., Standard	-	BEL	0P153500-0P153499	N/A	N/A	12358	89640	12045	12426	N/A	12505
30 Carb., Standard	-	USA	0T409000 & Up	N/A	N/A	12358	89640	12045	12426	N/A	12505
30 Carb., Standard	-	BEL	0P153500 & Up	N/A	N/A	12358	89640	12045	12426	N/A	12505
30 EFI	-	USA	0T409000-1B226999	N/A	N/A	12358	89640	12045	12426	N/A	-
40 Carb.(3-Cyl.) Standard	1998	USA	OG760300-0T408999	N/A	N/A	12358	89640	12045	12426	N/A	12505
40 Carb.(3-Cyl.) Standard	-	BEL	0P153500-0P153499	N/A	N/A	12358	89640	12045	12426	N/A	12505
40 Carb.(3-Cyl.) Standard	1998	USA	0T409000 & Up	N/A	N/A	12358	89640	12045	12426	N/A	12505
40 Carb.(3-Cyl.) Standard	-	BEL	0P153500 & Up	N/A	N/A	12358	89640	12045	12426	N/A	12505
40 EFI (3-Cyl.) Standard	1998	USA	0T409000-1B226999	N/A	N/A	12358	89640	12045	12426	N/A	12505
40 EFI (3-Cyl.) Short Shaft	1998	USA	1B227000 & Up	N/A	N/A	12358	89640	12045	12426	N/A	12505
40 EFI (3-Cyl.) Long Shaft	-	CHN	1C000001 & Up	12124	N/A	12352	89616	N/A	12417	N/A	12506
40 Carb.(4-Cyl.) Bigfoot	1998	USA	0T228405-0T598999	12094	N/A	12342	89630	12043	12416	N/A	12500
40 Carb.(4-Cyl.) Bigfoot	-	BEL	0P094500-0P206999	12094	N/A	12342	89630	12043	12416	N/A	12500
40 EFI (4-Cyl.) Bigfoot	1998	USA	0T409000 & Up	12094	N/A	12342	89630	12043	12416	N/A	12500
40 EFI (4-Cyl.) Bigfoot	-	BEL	0P153500 & Up	12094	N/A	12342	89630	12043	12416	N/A	12500
40 EFI (4-Cyl.) Bigfoot	-	CHN	1C000001 & Up	12094	N/A	12342	89630	12043	12416	N/A	12500
45 (4-Cyl.) Bodensee, Std.	1996-98	USA	OG231123-0T178499	N/A	N/A	12358	89640	12045	12426	N/A	12505
45 (4-Cyl.) Bodensee, B.F.	1996-98	USA	OG231123-0T178499	12094	N/A	12342	89630	12043	12416	N/A	12500
50 Standard	1995-98	USA	OG231123-0T178499	N/A	N/A	12358	89640	12045	12426	N/A	12505
50 Bigfoot	1995-98	USA	OG231123-0T178499	12094	N/A	12342	89630	12043	12416	N/A	12500
50 Carb.(996cc) Standard	1995-98	USA	0T178500-0T598999	12124	N/A	12352	89616	N/A	12417	N/A	12506
50 Carb.(996cc) Standard	-	BEL	0P094500-0P206999	12124	N/A	12352	89616	N/A	12417	N/A	12506
50 Carb.(996cc) Bigfoot	1995-98	USA	0T178500-0T598999	12094	N/A	12342	89630	12043	12416	N/A	12500
50 Carb.(996cc) Bigfoot	-	BEL	0P094500-0P206999	12094	N/A	12342	89630	12043	12416	N/A	12500
50 EFI (996cc) Standard	1995-98	USA	0T409000 & Up	12124	N/A	12352	89616	N/A	12417	N/A	12506
50 EFI (996cc) Standard	-	BEL	0P153500 & Up	12124	N/A	12352	89616	N/A	12417	N/A	12506
50 EFI (996cc) Standard	-	CHN	1C000001 & Up	12124	N/A	12352	89616	N/A	12417	N/A	12506
50 EFI (996cc) Bigfoot	1995-98	USA	0T409000 & Up	12094	N/A	12342	89630	12043	12416	N/A	12500
50 EFI (996cc) Bigfoot	-	BEL	0P153500 & Up	12094	N/A	12342	89630	12043	12416	N/A	12500
50 EFI (996cc) Bigfoot	-	CHN	1C000001 & Up	12094	N/A	12342	89630	12043	12416	N/A	12500
60 Carb.(996cc) Standard	-	USA	0T178500-0T598999	12124	N/A	12352	89616	N/A	12417	N/A	12506
60 Carb.(996cc) Standard	-	BEL	0P094500-0P206999	12124	N/A	12352	89616	N/A	12417	N/A	12506
60 Carb.(996cc) Bigfoot	-	USA	0T178500-0T598999	12094	N/A	12342	89630	12043	12416	N/A	12500
60 Carb.(996cc) Bigfoot	-	BEL	0P094500-0P206999	12094	N/A	12342	89630	12043	12416	N/A	12500
60 EFI (996cc) Standard	-	USA	0T409000 & Up	12124	N/A	12352	89616	N/A	12417	N/A	12506
60 EFI (996cc) Standard	-	BEL	0P153500 & Up	12124	N/A	12352	89616	N/A	12417	N/A	12506
60 EFI (996cc) Standard	-	CHN	1C000001 & Up	12124	N/A	12352	89616	N/A	12417	N/A	12506
60 EFI (996cc) Bigfoot	-	USA	0T409000 & Up	12094	N/A	12342	89630	12043	12416	N/A	12500
60 EFI (996cc) Bigfoot	-	BEL	0P153500 & Up	12094	N/A	12342	89630	12043	12416	N/A	12500
60 EFI (996cc) Bigfoot	-	CHN	1C000001 & Up	12094	N/A	12342	89630	12043	12416	N/A	12500
75 (1596cc)	-	USA	OG960500-1B366822	12094	N/A	12342	89630	12043	12416	N/A	12500
90 (1596cc)	-	USA	OG960500-1B366822	12094	N/A	12342	89630	12043	12416	N/A	12500
115 (1741cc)	-	USA	0T178500-1B366822	12094	N/A	12342	89630	12043	12416	N/A	12500
135 Verado	-	USA	1B227000 & Up	12121	12013	12366	89630	12043	12416	N/A	12500
150 Verado	-	USA	1B227000 & Up	12121	12013	12366	89630	12043	12416	N/A	12500
175 Verado	-	USA	1B227000 & Up	12121	12013	12366	89630	12043	12416	N/A	12500
200 Verado	-	USA	0T980000 & Up	12121	12013	12366	89630	12043	12416	N/A	12500
225 Verado	-	USA	0T980000 & Up	12121	12013	12366	89630	12043	12416	N/A	12500
250 Verado	-	USA	0T980000 & Up	12121	12013	12366	89630	12043	12416	N/A	12500
275 Verado	-	USA	0T980000 & Up	12121	12013	12366	89630	12043	12416	N/A	12500

Mercury / Mariner / Force

WATER PUMP KITS APPLICATIONS

2-STROKE

Model	Year	Country	Serial No. Range	Pump Kit	Upper Kit	Pump Base	Impeller	Impeller Kit	Pump Housing	Pump Cup	Wear Plate
2-Cycle											
3.5	1983-85		6202173 & Up	-	-	-	89800	-	-	12817	-
3.6	1980-82	USA	5404657 & Up	-	-	-	89800	-	-	12817	-
3.6	1980-82	BEL	9252831 & Up	-	-	-	89800	-	-	12817	-
3.6	1980-82	CAN	7145388 & Up	-	-	-	89800	-	-	12817	-
3.9 (14)	1964-71		1655013-2200317	-	N/A	-	89600	N/A	-	-	-
3.9 (14)	1964-71		2200318-2498135	-	N/A	-	89600	N/A	-	-	-
4 (1-Cyl.) .438" Imp. I.D.	1982-86	USA	5595532-0A809600	N.L.A.	N/A	12434	89800	12271	12428	12817	12540
4 (1-Cyl.) .438" Imp. I.D.	1982-86	AUS	8068065 & Up	N.L.A.	N/A	12434	89800	12271	12428	12817	12540
4 (1-Cyl.) .438" Imp. I.D.	1982-86	BEL	9258281-9477829	N.L.A.	N/A	12434	89800	12271	12428	12817	12540
4 (1-Cyl.) .438" Imp. I.D.	1982-86	CAN	7143688 & Up	N.L.A.	N/A	12434	89800	12271	12428	12817	12540
4 (1-Cyl.) .456" Imp. I.D.	1982-86	USA	5595532 & Up	12122	N/A	12433	89810	12270	12428	12817	12540
4 (1-Cyl.) .456" Imp. I.D.	1982-86	AUS	8068065 & Up	12122	N/A	12433	89810	12270	12428	12817	12540
4 (1-Cyl.) .456" Imp. I.D.	1982-86	BEL	9258281 & Up	12122	N/A	12433	89810	12270	12428	12817	12540
4 (1-Cyl.) .456" Imp. I.D.	1982-86	CAN	7143688 & Up	12122	N/A	12433	89810	12270	12428	12817	12540
40/4 (2-Cyl.) GNAT .438" Imp. I.D.	1976-79	BEL	9075839-9256980	N.L.A.	N/A	-	89800	N/A	-	12817	-
40/4 (2-Cyl.) GNAT .438" Imp. I.D.	1976-79	CAN	7085673-7146487	N.L.A.	N/A	-	89800	N/A	-	12817	-
40/4 (2-Cyl.) GNAT .456" Imp. I.D.	1976-79	BEL	9075839-9256980	N.L.A.	N/A	-	89810	N/A	-	12817	-
40/4 (2-Cyl.) GNAT .456" Imp. I.D.	1976-79	CAN	7085673-7146487	N.L.A.	N/A	-	89810	N/A	-	12817	-
40/4 (2-Cyl.)	1980-81	USA	5589202 & Up	-	N/A	-	89800	N/A	-	12817	-
40/4 (2-Cyl.)	1980-81	AUS	8065265 & Up	-	N/A	-	89800	N/A	-	12817	-
40/4 (2-Cyl.)	1980-81	BEL	9256981 & Up	-	N/A	-	89800	N/A	-	12817	-
40/4 (2-Cyl.)	1980-81	CAN	7146488 & Up	-	N/A	-	89800	N/A	-	12817	-
45/4.5 (1-Cyl.)	1975-79	USA	4107220-5595531	12122	N/A	12433	89810	12270	12428	12817	12540
45/4.5 (1-Cyl.)	1975-79	AUS	8026540-8068064	12122	N/A	12433	89810	12270	12428	12817	12540
45/4.5 (1-Cyl.)	1975-79	BEL	9072179-9258280	12122	N/A	12433	89810	12270	12428	12817	12540
45/4.5 (1-Cyl.)	1975-79	CAN	7045758-7147237	12122	N/A	12433	89810	12270	12428	12817	12540
45/4.5 (1-Cyl.) .438" Imp. I.D.	1980-85	USA	5595532 & Up	N.L.A.	N/A	12434	89800	12271	12428	12817	12540
45/4.5 (1-Cyl.) .438" Imp. I.D.	1980-85	AUS	8068065 & Up	N.L.A.	N/A	12434	89800	12271	12428	12817	12540
45/4.5 (1-Cyl.) .438" Imp. I.D.	1980-85	BEL	9258281 & Up	N.L.A.	N/A	12434	89800	12271	12428	12817	12540
45/4.5 (1-Cyl.) .438" Imp. I.D.	1980-85	CAN	7147238 & Up	N.L.A.	N/A	12434	89800	12271	12428	12817	12540
45/4.5 (1-Cyl.) .456" Imp. I.D.	1980-85	USA	5595532 & Up	12122	N/A	12433	89810	12270	12428	12817	12540
45/4.5 (1-Cyl.) .456" Imp. I.D.	1980-85	AUS	8068065 & Up	12122	N/A	12433	89810	12270	12428	12817	12540
45/4.5 (1-Cyl.) .456" Imp. I.D.	1980-85	BEL	9258281 & Up	12122	N/A	12433	89810	12270	12428	12817	12540
45/4.5 (1-Cyl.) .456" Imp. I.D.	1980-85	CAN	7147238 & Up	12122	N/A	12433	89810	12270	12428	12817	12540
60 (6 HP)	1963-65		1408611-1490054	N.L.A.	N/A	N.L.A.	89600	N/A	-	N.L.A.	-
60 (6 HP)	1963-65		1490055-1582402	N.L.A.	N/A	N.L.A.	89600	N/A	-	-	-
60 (6 HP) (12)	1963-65		1582403-1916138	-	N/A	-	89600	N/A	-	-	-
60 (6 HP) (12)	1966-68		1916139-2193817	-	N/A	-	89810	N/A	-	-	-
60 (6 HP)	1966-68		2193818-2529894	-	N/A	-	89810	N/A	12428	12817	12540
60J (6 HP)	1967-68		2385673-2387383	N/A	N/A	N.L.A.	89810	N/A	N.L.A.	N.L.A.	N.L.A.
6	1986-93	USA	0A197112-0T800749	12051	N/A	12305	89451	12306	12424	N/A	12494
6	1986-93	BEL	9461526 & Up	12051	N/A	12305	89451	12306	12424	N/A	12494
75 (7.5 HP)	1969-77	USA	2529895-4131609	-	N/A	-	89810	N/A	12428	12817	12540
75 (7.5 HP)	1974-77	AUS	8015315-8028839	-	N/A	-	89810	N/A	12428	12817	12540
75 (7.5 HP)	1974-77	BEL	9043194-9079488	-	N/A	-	89810	N/A	12428	12817	12540
75 (7.5 HP)	1974-77	CAN	7028598-7050207	-	N/A	-	89810	N/A	12428	12817	12540
75 (7.5 HP)	1974-78	USA	4131610-5226934	12122	N/A	12433	89810	12270	12428	12817	12540
75 (7.5 HP)	1974-77	AUS	8028840-8058019	12122	N/A	12433	89810	12270	12428	12817	12540
75 (7.5 HP)	1974-78	BEL	9079489-9219255	12122	N/A	12433	89810	12270	12428	12817	12540
75 (7.5 HP)	1974-78	CAN	7050206-7136037	12122	N/A	12433	89810	12270	12428	12817	12540
7.5 HP, .438" Imp. I.D.	1979-86	USA	5206550 & Up	N.L.A.	N/A	12434	89800	12271	12428	12817	12540
7.5 HP, .438" Imp. I.D.	1979-86	AUS	8057545 & Up	N.L.A.	N/A	12434	89800	12271	12428	12817	12540
7.5 HP, .438" Imp. I.D.	1979-86	BEL	9217756 & Up	N.L.A.	N/A	12434	89800	12271	12428	12817	12540
7.5 HP, .438" Imp. I.D.	1979-86	CAN	7125388 & Up	N.L.A.	N/A	12434	89800	12271	12428	12817	12540
7.5 HP, .456" Imp. I.D.	1979-86	USA	5206550 & Up	12122	N/A	12433	89810	12270	12428	12817	12540
7.5 HP, .456" Imp. I.D.	1979-86	AUS	8057545 & Up	12122	N/A	12433	89810	12270	12428	12817	12540
7.5 HP, .456" Imp. I.D.	1979-86	BEL	9217756 & Up	12122	N/A	12433	89810	12270	12428	12817	12540
7.5 HP, .456" Imp. I.D.	1979-86	CAN	7125388 & Up	12122	N/A	12433	89810	12270	12428	12817	12540
8	1986-93	USA	0A197112 & Up	12051	N/A	12305	89451	12306	12424	N/A	12494
8	1986-93	BEL	9461526 & Up	12051	N/A	12305	89451	12306	12424	N/A	12494
110 (9.8 HP) (13)	1966-69		1865779-2196388	-	N/A	-	89810	N/A	-	-	-
110 (9.8 HP)	1970-73		2196389-3795657	-	N/A	-	89810	N/A	12428	12817	12540
110 (9.8 HP)	1974-77	USA	3795658-4126459	-	N/A	-	89810	N/A	12424	12817	12540
110 (9.8 HP)	1974-77	AUS	8015040-8028439	-	N/A	-	89810	N/A	12424	12817	12540
110 (9.8 HP)	1974-77	BEL	9041439-9078138	-	N/A	-	89810	N/A	12424	12817	12540
110 (9.8 HP)	1974-77	CAN	7027323-7049107	-	N/A	-	89810	N/A	12424	12817	12540
110 (9.8 HP)	1974-78	USA	4126460-5206549	12122	N/A	12433	89810	12270	12428	12817	12540
110 (9.8 HP)	1974-78	AUS	8028440-8057554	12122	N/A	12433	89810	12270	12428	12817	12540



Mercury / Mariner / Force

WATER PUMP KITS APPLICATIONS CONTINUED										2-STROKE	
Model	Year	Country	Serial No. Range	Pump Kit	Upper Kit	Pump Base	Impeller	Impeller Kit	Pump Housing	Pump Cup	Wear Plate
2-Cycle Cont.											
110 (9.8 HP)	1974-78	BEL	9078139-9217755	12122	N/A	12433	89810	12270	12428	12817	12540
110 (9.8 HP)	1974-78	CAN	7049108-7125387	12122	N/A	12433	89810	12270	12428	12817	12540
9.8 HP, .438" Imp. I.D.	1979-85	USA	5206550 & Up	N.L.A.	N/A	12434	89800	12271	12428	12817	12540
9.8 HP, .438" Imp. I.D.	1979-85	AUS	8057545 & Up	N.L.A.	N/A	12434	89800	12271	12428	12817	12540
9.8 HP, .438" Imp. I.D.	1979-85	BEL	9217756 & Up	N.L.A.	N/A	12434	89800	12271	12428	12817	12540
9.8 HP, .438" Imp. I.D.	1979-85	CAN	7125388 & Up	N.L.A.	N/A	12434	89800	12271	12428	12817	12540
9.8 HP, .456" Imp. I.D.	1979-85	USA	5206550 & Up	12122	N/A	12433	89810	12270	12428	12817	12540
9.8 HP, .456" Imp. I.D.	1979-85	AUS	8057545 & Up	12122	N/A	12433	89810	12270	12428	12817	12540
9.8 HP, .456" Imp. I.D.	1979-85	BEL	9217756 & Up	12122	N/A	12433	89810	12270	12428	12817	12540
9.8 HP, .456" Imp. I.D.	1979-85	CAN	7125388 & Up	12122	N/A	12433	89810	12270	12428	12817	12540
9.9	1986-98	USA	0A197112 & Up	12051	N/A	12305	89451	12306	12424	N/A	12494
9.9	1986-93	BEL	9461526 & Up	12051	N/A	12305	89451	12306	12424	N/A	12494
XR10, Sea Pro, 10 Mag.& Marathon	1990-98	USA	0D038000 & Up	12051	N/A	12305	89451	12306	12424	N/A	12494
XR10, Sea Pro, 10 Mag.& Marathon	1990-98	BEL	9596000 & Up	12051	N/A	12305	89451	12306	12424	N/A	12494
15	1988-98	USA	0B292414 & Up	12051	N/A	12305	89451	12306	12424	N/A	12494
15	1988-93	BEL	9542620 & Up	12051	N/A	12305	89451	12306	12424	N/A	12494
15 Sea Pro & Marathon	1994-98	USA	0G044365 & Up	12051	N/A	12305	89451	12306	12424	N/A	12494
15 Sea Pro & Marathon	1997-98	BEL	9927000 & Up	12051	N/A	12305	89451	12306	12424	N/A	12494
15 XD, Big Foot	1997-98	BEL	9927000 & Up	N/A	12014	N.L.A.	89640	12107	12423	N/A	12490
18, 18XD	1980-85	USA	5837437 & Up	N/A	12014	N.L.A.	89640	12107	12423	N/A	12490
18, 18XD	1980-83	AUS	8071973 & Up	N/A	12014	N.L.A.	89640	12107	12423	N/A	12490
18, 18XD	1980-85	BEL	9308306 & Up	N/A	12014	N.L.A.	89640	12107	12423	N/A	12490
200 (20 HP)	1966-67		1866496-2296266	N.L.A.	N/A	N.L.A.	-	N/A	-	N.L.A.	12530
200 (20 HP) (2)	1968-69		2296267-2827676	N.L.A.	N/A	N.L.A.	-	N/A	N.L.A.	N.L.A.	12530
200 (20 HP) (4)	1968-69		2296267-2827676	N.L.A.	N/A	-	-	N/A	-	-	12530
200 (20 HP)	1970-81	USA	2827677-6443972	-	N/A	-	89820	12260	-	-	12530
200 (20 HP)	1973-81	AUS	8006265 & Up	-	N/A	-	89820	12260	-	-	12530
200 (20 HP)	1973-81	BEL	9016254-9415100	-	N/A	-	89820	12260	-	-	12530
200 (20 HP)	1973-81	CAN	7012358-7209532	-	N/A	-	89820	12260	-	-	12530
20, 20XD	1986-87	USA	6443973-0T800749	N/A	12014	N/A	89640	12107	12423	N/A	12490
20, 20XD	1986-87	BEL	9415101 & Up	N/A	12014	N/A	89640	12107	12423	N/A	12490
20, 20XD	1986-87	CAN	7209533 & Up	N/A	12014	N/A	89640	12107	12423	N/A	12490
25, 25XD	1980-87	USA	5705532 & Up	N/A	12014	N/A	89640	12107	12423	N/A	12490
25, 25XD	1980-83	AUS	8073158 & Up	N/A	12014	N/A	89640	12107	12423	N/A	12490
25 Sea Pro, Mara., Super 15	1988-98	USA	0B238464 & Up	N/A	12014	N/A	89640	12107	12423	N/A	12490
25 Sea Pro, Mara., Super 15	1988-94	BEL	9507381 & Up	N/A	12014	N/A	89640	12107	12423	N/A	12490
25 Sea Pro, Mara., Super 15	1988-94	CAN	0A730007 & Up	N/A	12014	N/A	89640	12107	12423	N/A	12490
25 (3-Cyl.)	1997 & Up	USA	0E268781 & Up	N/A	12014	N/A	89640	12107	12423	N/A	12490
300 (30 HP)	1959-61		1271884-1448139	N/A	N/A	N.L.A.	89830	N/A	-	N/A	-
30 (2-Cyl.) (644cc)	1994-98	USA	0G053314-0T598999	N/A	N/A	12358	89640	12045	12426	N/A	12505
30 Jet	1994-97	USA	0C159200-0G58999	12100	12010	12030	89830	12250	12420	12860	12520
30 Jet	1998	USA	0G590000 & Up	N/A	N/A	N/A	89640	12045	12426	N/A	12505
350 (35 HP)	1963-65/2		1571114-1960826	N/A	N/A	-	89830	N/A	-	N.L.A.	-
350 (35 HP) (2)	1966-69		1960827-2453068	N/A	N/A	-	89830	N/A	-	-	12520
350 (35 HP) (4)	1966-69		1960827-2453068	N/A	12010	12380	89830	N/A	12420	12860	12520
35 (2-Cyl.)	1984-89	USA	6445653 & Up	12100	12010	12030	89830	12250	12420	12860	12520
35 (2-Cyl.)	1984-86	BEL	9384476 & Up	12100	12010	12030	89830	12250	12420	12860	12520
35 (2-Cyl.)	1984-86	USA	7209608 & Up	12100	12010	12030	89830	12250	12420	12860	12520
400 (40 HP)	1960-61		1279685-1476509	N/A	N/A	N.L.A.	89830	N/A	-	N.L.A.	-
400, 402 (40 HP)	1970-77	USA	2874704-4362214	N/A	12010	12380	89830	12250	12420	12860	12520
400, 402 (40 HP)	1970-77	AUS	8002335-8036449	N/A	12010	12380	89830	12250	12420	12860	12520
400, 402 (40 HP)	1970-77	BEL	3339688-9108563	N/A	12010	12380	89830	12250	12420	12860	12520
400, 402 (40 HP)	1970-77	CAN	3340783-7070272	N/A	12010	12380	89830	12250	12420	12860	12520
402 (40 HP)	1975-77	USA	4362215-4860102	N/A	12010	12020	89830	12250	12420	12860	12520
402 (40 HP)	1975-77	AUS	8036450-8052124	N/A	12010	12020	89830	12250	12420	12860	12520
402 (40 HP)	1975-77	BEL	9108564-9184450	N/A	12010	12020	89830	12250	12420	12860	12520
402 (40 HP)	1975-77	CAN	7070273-7112422	N/A	12010	12020	89830	12250	12420	12860	12520
402, 40 (2-Cyl.) 1983 & Before	1978-83	USA	4860103 & Up	12100	12010	12030	89830	12250	12420	12860	12520
402, 40 (2-Cyl.) 1983 & Before	1978-83	AUS	8052125 & Up	12100	12010	12030	89830	12250	12420	12860	12520
402, 40 (2-Cyl.) 1983 & Before	1978-83	BEL	9184451 & Up	12100	12010	12030	89830	12250	12420	12860	12520
402, 40 (2-Cyl.) 1983 & Before	1978-83	CAN	7112423 & Up	12100	12010	12030	89830	12250	12420	12860	12520
40 (2-Cyl.) (644cc) 1994 & Up	1994-98	USA	0G053314 & Up	N/A	N/A	12358	89640	12045	12426	N/A	12505
40 (3-Cyl.)	1997-98	USA	0G531301 & Up	N/A	N/A	12358	89640	12045	12426	N/A	12505
40 (3-Cyl.)	1997-98	BEL	9973100 & Up	N/A	N/A	12358	89640	12045	12426	N/A	12505
40 (4-Cyl.)	1989 & Up	USA	0C159200 & Up	12100	12010	12030	89830	12250	12420	12860	12520
40 (4-Cyl.)	1989 & Up	BEL	9570790 & Up	12100	12010	12030	89830	12250	12420	12860	12520
45 Jet	1994-95	USA	0D000750 & Up	12095	N/A	N/A	89616	12044	12417	N/A	12506
45 (4-Cyl.)	1986	USA	5531630 & Up	12100	12010	12030	89830	12250	12420	12860	12520

Mercury / Mariner / Force

WATER PUMP KITS APPLICATIONS CONTINUED

2-STROKE

Model	Year	Country	Serial No. Range	Pump Kit	Upper Kit	Pump Base	Impeller	Impeller Kit	Pump Housing	Pump Cup	Wear Plate
2-Cycle Cont.											
45 (4-Cyl.)	1986	AUS	8063985 & Up	12100	12010	12030	89830	12250	12420	12860	12520
45 (4-Cyl.)	1986	BEL	9248006 & Up	12100	12010	12030	89830	12250	12420	12860	12520
45 (4-Cyl.)	1986	CAN	743688 & Up	12100	12010	12030	89830	12250	12420	12860	12520
500 (50 HP)	1961-64		1421113-1460498	N/A	N/A	N.L.A.	89830	N/A	-	N.L.A.	-
500 (50 HP)	1961-64		1477910-1521913	N/A	N/A	N.L.A.	89830	N/A	N.L.A.	-	N.L.A.
500 (50 HP)	1961-67	USA	1521914-2305100	N/A	N/A	-	89830	N/A	-	-	12520
500 (50 HP)	1965-67	CAN	1755549-2305100	N/A	N/A	-	89830	N/A	-	-	12520
500 (50 HP) (2)	1968-70	USA	2305101-2478119	N/A	N/A	-	89830	N/A	-	-	12520
500 (50 HP) (4)	1968-70	USA	2305101-2478119	N/A	12010	12380	89830	12250	12420	12860	12520
500 (50 HP) (2)	1971-74	CAN	2305101-2308830	N/A	N/A	-	89830	N/A	-	-	12520
500 (50 HP) (4)	1971-74	CAN	2305101-2308830	N/A	12010	12380	89830	12250	12420	12860	12520
500 (50 HP)	1971-75	USA	2514919-4357639	N/A	12010	12380	89830	12250	12420	12860	12520
500 (50 HP)	1971-75	AUS	2863739-8030089	N/A	12010	12380	89830	12250	12420	12860	12520
500 (50 HP)	1971-75	BEL	9001581-9107213	N/A	12010	12380	89830	12250	12420	12860	12520
500 (50 HP)	1971-75	CAN	2519919-7068997	N/A	12010	12380	89830	12250	12420	12860	12520
500, 50 HP (4-Cyl.)	1976-79	USA	4357640-5531629	12180	12010	12020	89830	12250	12420	12860	12520
500, 50 HP (4-Cyl.)	1976-79	AUS	8030090-8063984	12180	12010	12020	89830	12250	12420	12860	12520
500, 50 HP (4-Cyl.)	1976-79	BEL	9107214-9248005	12180	12010	12020	89830	12250	12420	12860	12520
500, 50 HP (4-Cyl.)	1976-79	CAN	7068998-7143687	12180	12010	12020	89830	12250	12420	12860	12520
50 HP (4-Cyl.)	1980-85	USA	5531630 & Up	12100	12010	12030	89830	12250	12420	12860	12520
50 HP (4-Cyl.)	1980-85	AUS	8063985 & Up	12100	12010	12030	89830	12250	12420	12860	12520
50 HP (4-Cyl.)	1980-85	BEL	9248006 & Up	12100	12010	12030	89830	12250	12420	12860	12520
50 HP (4-Cyl.)	1980-85	CAN	7143688 & Up	12100	12010	12030	89830	12250	12420	12860	12520
50 HP (3-Cyl.)	1986-87	USA	6428681-0D000749	12100	12010	12030	89830	12250	12420	12860	12520
50 HP (3-Cyl.)	1986-87	BEL	9385911-9683054	12100	12010	12030	89830	12250	12420	12860	12520
50 HP (3-Cyl.)	1986-87	CAN	7208333 & Up	12100	12010	12030	89830	12250	12420	12860	12520
50 HP (3-Cyl.)	1991-97	USA	0D000750-0G589999	12095	N/A	12352	89616	12044	12417	N/A	12506
50 HP (3-Cyl.)	1991-97	BEL	9683055-9973099	12095	N/A	12352	89616	12044	12417	N/A	12506
50 HP (3-Cyl.)	1998	USA	0G590000 & Up	N/A	N/A	12358	89640	12045	12426	N/A	12505
50 HP (3-Cyl.)	1998	BEL	9973100 & Up	N/A	N/A	12358	89640	12045	12426	N/A	12505
55 HP (3-Cyl.)	1996-97	USA	0D000750 & Up	12095	N/A	12352	89616	12044	12417	N/A	12506
55 HP (3-Cyl.)	1996-97	BEL	9741042 & Up	12095	N/A	12352	89616	12044	12417	N/A	12506
60 HP (3-Cyl.)	1984-87	USA	6428681-0D000749	12100	12010	12030	89830	12250	12420	12860	12520
60 HP (3-Cyl.)	1984-87	BEL	9385911-9683054	12100	12010	12030	89830	12250	12420	12860	12520
60 HP (3-Cyl.)	1984-87	CAN	7208333 & Up	12100	12010	12030	89830	12250	12420	12860	12520
60 HP (3-Cyl.) Standard	1991-95	USA	0D000750 & Up	12095	N/A	12352	89616	12044	12417	N/A	12506
60 HP (3-Cyl.) Standard	1991-95	BEL	9683055 & Up	12095	N/A	12352	89616	12044	12417	N/A	12506
60 HP (3-Cyl.) Bigfoot	1991-95	USA	0D000750 & Up	12094	N/A	12342	89630	12043	12416	N/A	12500
60 HP (3-Cyl.) Bigfoot	1991-95	BEL	9683055 & Up	12094	N/A	12342	89630	12043	12416	N/A	12500
650 (65 HP) (4-Cyl.) (2)	1963-69		1542745-2803561	N/A	12280	12344	89840	12290	12410	-	12510
650 (65 HP) (4-Cyl.) (4)	1963-69		1542745-2803561	N/A	12280	12343	89840	12290	12410	12810	12510
650 (65 HP) (4-Cyl.)	1970-72		2803562-2874263	N/A	12280	12343	89840	12290	12410	12810	12510
650 (65 HP) (4-Cyl.)	1970-72		2997439-3293183	N/A	12280	-	89840	12290	12410	12810	12510
65 HP (3-Cyl.)	1972-75	USA	3293184-4382056	N/A	12010	12380	89830	N/A	12420	12860	12520
65 HP (3-Cyl.)	1973-75	AUS	8006640-8042349	N/A	12010	12380	89830	N/A	12420	12860	12520
65 HP (3-Cyl.)	1973-75	BEL	9020074-9112988	N/A	12010	12380	89830	N/A	12420	12860	12520
65 HP (3-Cyl.)	1973-75	CAN	7013633-7073472	N/A	12010	12380	89830	N/A	12420	12860	12520
65 HP (3-Cyl.)	1976	USA	4382057-4571651	N/A	12010	12020	89830	N/A	12420	12860	12520
65 HP (3-Cyl.)	1976	BEL	9112989-9135824	N/A	12010	12020	89830	N/A	12420	12860	12520
65 HP (3-Cyl.)	1976	CAN	7073473-7087822	N/A	12010	12020	89830	N/A	12420	12860	12520
65 Jet	1994-98	USA	0D283222 & Up	12094	N/A	12342	89630	12043	12416	N/A	12500
65 Jet	1994-98	BEL	9793577 & Up	12094	N/A	12342	89630	12043	12416	N/A	12500
700 (70 HP) (6-Cyl.)	1961		1413611-1436114	N/A	N/A	N.L.A.	89840	N/A	N.L.A.	-	12510
700 (70 HP) (6-Cyl.)	1961		1482212-1503458	N/A	N/A	N.L.A.	89840	N/A	N.L.A.	-	N.L.A.
700 E-2 (70 HP) (6-Cyl.)	1961		1503459-1503958	N/A	N/A	N.L.A.	89840	N/A	N.L.A.	-	N.L.A.
700 EL-2 (70 HP) (6-Cyl.)	1961		1503459-1505110	N/A	N/A	N.L.A.	89840	N/A	N.L.A.	-	N.L.A.
700 E-2 (70 HP) (6-Cyl.) (11)	1961		1503959-1566239	N/A	12280	12344	89840	12290	12410	-	12510
700 EL-2 (70 HP) (6-Cyl.) (11)	1961		1505111-1566239	N/A	12280	12344	89840	12290	12410	-	12510
70 HP (3-Cyl.)	1977-79	USA	4571652-4977156	12180	12010	12020	89830	N/A	12420	12860	12520
70 HP (3-Cyl.)	1977-79	AUS	8042350-8050199	12180	12010	12020	89830	N/A	12420	12860	12520
70 HP (3-Cyl.)	1977-79	BEL	9135825-9196960	12180	12010	12020	89830	N/A	12420	12860	12520
70 HP (3-Cyl.)	1977-79	CAN	7087823-7110997	12180	12010	12020	89830	N/A	12420	12860	12520
70 HP (3-Cyl.)	1977-83	USA	4977157-6428680	12100	12010	12030	89830	12250	12420	12860	12520
70 HP (3-Cyl.)	1977-83	AUS	8050200 & Up	12100	12010	12030	89830	12250	12420	12860	12520
70 HP (3-Cyl.)	1977-83	BEL	9196961-9385910	12100	12010	12030	89830	12250	12420	12860	12520
70 HP (3-Cyl.)	1977-83	CAN	7110998-7208332	12100	12010	12030	89830	12250	12420	12860	12520
70 HP (3-Cyl.) (6)	1987	USA	0A996142-0C221999	12094	N/A	12342	89630	N/A	12416	N/A	12416
70 HP (3-Cyl.) (6)	1987	BEL	9483121-9589038	12094	N/A	12342	89630	N/A	12416	N/A	12416



Mercury / Mariner / Force

WATER PUMP KITS APPLICATIONS CONTINUED										2-STROKE	
Model	Year	Country	Serial No. Range	Pump Kit	Upper Kit	Pump Base	Impeller	Impeller Kit	Pump Housing	Pump Cup	Wear Plate
2-Cycle Cont.											
70 HP (3-Cyl.) (5)	1987	USA	0A996142-0C221999	12094	N/A	12342	89630	12043	12416	N/A	12500
70 HP (3-Cyl.) (5)	1987	BEL	9483121-9589038	12094	N/A	12342	89630	12043	12416	N/A	12500
75 HP (4-Cyl.)	1984-88	USA	6432901 & Up	-	12280	12370	89840	12290	12410	12810	12510
75 HP (4-Cyl.)	1984-88	BEL	9393856 & Up	-	12280	12370	89840	12290	12410	12810	12510
75 HP (4-Cyl.)	1984-88	CAN	7208573 & Up	-	12280	12370	89840	12290	12410	12810	12510
75 HP (3-Cyl.) (6)	1990-98	USA	0C222000 & Up	12094	N/A	12342	89630	12043	12416	N/A	12416
75 HP (3-Cyl.) (6)	1990-98	BEL	9589039 & Up	12094	N/A	12342	89630	12043	12416	N/A	12416
75 HP (3-Cyl.) (5)	1990-98	USA	0C222000 & Up	12094	N/A	12342	89630	12043	12416	N/A	12500
75 HP (3-Cyl.) (5)	1990-98	BEL	9589039 & Up	12094	N/A	12342	89630	12043	12416	N/A	12500
75 (3-Cyl.) Optimax	1994-98	USA	0T980000 & Up	12094	N/A	12342	89630	12043	12416	N/A	12500
800 (80 HP) (6-Cyl.)	1960		1335465-1398629	N/A	N/A	N.L.A.	89840	N/A	N.L.A.	-	N.L.A.
800 (80 HP) (6-Cyl.)	1961		1398630-1566239	N/A	N/A	N.L.A.	89840	N/A	N.L.A.	-	12510
800 (80 HP) (4-Cyl.)	1969-72		2559001-3144218	N/A	12280	12343	89840	12290	12410	12810	12510
800 (80 HP) (4-Cyl.)	1969-72		3144219-3493912	N/A	12280	-	89840	12290	12410	12810	12510
80 HP (4-Cyl.)	1978-83	USA	4831999-6432900	N/A	12280	12370	89840	12290	12410	12810	12510
80 HP (4-Cyl.)	1978-83	AUS	8050200 & Up	N/A	12280	12370	89840	12290	12410	12810	12510
80 HP (4-Cyl.)	1978-83	BEL	9177626-9393855	N/A	12280	12370	89840	12290	12410	12810	12510
80 HP (4-Cyl.)	1978-83	CAN	7110998-7208572	N/A	12280	12370	89840	12290	12410	12810	12510
80 HP (3-Cyl.) (6)	1987	USA	0A996142-0C221999	12094	N/A	12342	89630	N/A	12416	N/A	12416
80 HP (3-Cyl.) (6)	1987	BEL	9483121-9589038	12094	N/A	12342	89630	N/A	12416	N/A	12416
80 HP (3-Cyl.) (5)	1987	USA	0A996142-0C221999	12094	N/A	12342	89630	12043	12416	N/A	12500
80 HP (3-Cyl.) (5)	1987	BEL	9483121-9589038	12094	N/A	12342	89630	12043	12416	N/A	12500
80 Jet	1994-98	USA	0D283222 & Up	12094	N/A	12342	89630	12043	12416	N/A	12500
80 Jet	1994-98	BEL	9793577 & Up	12094	N/A	12342	89630	12043	12416	N/A	12500
850 E, EL (85 HP) (6-Cyl.)	1963-64		1460999-1567039	N/A	N/A	N.L.A.	89840	N/A	N.L.A.	-	N.L.A.
850 E-1, EL-1 (85 HP) (6-Cyl.) (11)	1963-64		1566240-1766823	N/A	12280	12344	89840	12290	12410	-	12510
850, 850 XS (85 HP) (4-Cyl.)	1973-77	USA	3493913-4590511	N/A	12280	-	89840	12290	12410	12810	12510
850, 850 XS (85 HP) (4-Cyl.)	1973-77	BEL	9011604-9139349	N/A	12280	-	89840	12290	12410	12810	12510
850, 850 XS (85 HP) (4-Cyl.)	1973-77	CAN	7010108-7091097	N/A	12280	-	89840	12290	12410	12810	12510
850 SX (85 HP) (4-Cyl.)	1973-77	USA	3493913-4831998	N/A	12280	12356	89840	12290	12410	12810	12510
850 SX (85 HP) (4-Cyl.)	1976-77	AUS	8043775-8050199	N/A	12280	12356	89840	12290	12410	12810	12510
850 SX (85 HP) (4-Cyl.)	1973-77	BEL	9011604-9177625	N/A	12280	12356	89840	12290	12410	12810	12510
850 SX (85 HP) (4-Cyl.)	1973-77	CAN	7010108-7110997	N/A	12280	12356	89840	12290	12410	12810	12510
850 SX (85 HP) (4-Cyl.)	1973-77	USA	3493913-4831998	N/A	12280	12370	89840	12290	12410	12810	12510
850 SX (85 HP) (4-Cyl.)	1973-77	AUS	8043775-8050199	N/A	12280	12370	89840	12290	12410	12810	12510
850 SX (85 HP) (4-Cyl.)	1973-77	BEL	9011604-9177625	N/A	12280	12370	89840	12290	12410	12810	12510
850 SX (85 HP) (4-Cyl.)	1973-77	CAN	7010108-7110997	N/A	12280	12370	89840	12290	12410	12810	12510
900 (90 HP) (6-Cyl.) (11)	1965		1766824-1869775	N/A	12280	12344	89840	12290	12410	-	12510
90 HP (6-Cyl.)	1978-86	USA	4845301 & Up	N/A	12280	12370	89840	12290	12410	12810	12510
90 HP (6-Cyl.)	1979-83	AUS	8060545 & Up	N/A	12280	12370	89840	12290	12410	12810	12510
90 HP (6-Cyl.)	1978-86	CAN	7111698 & Up	N/A	12280	12370	89840	12290	12410	12810	12510
90 HP (3-Cyl.) (6)	1987	USA	0A996142 & Up	12094	N/A	12342	89630	N/A	12416	N/A	12416
90 HP (3-Cyl.) (6)	1987	BEL	9483121 & Up	12094	N/A	12342	89630	N/A	12416	N/A	12416
90 HP (3-Cyl.) (5)	1987	USA	0A996142 & Up	12094	N/A	12342	89630	12043	12416	N/A	12500
90 HP (3-Cyl.) (5)	1987	BEL	9483121 & Up	12094	N/A	12342	89630	12043	12416	N/A	12500
115 (3-Cyl.) Optimax	-	USA	0T801000 & Up	12094	N/A	12342	89630	12043	12416	N/A	12500
950 (95 HP) (6-Cyl.) (11)	1966-67		1869776-2318585	N/A	12280	12344	89840	12290	12410	-	12510
1000 (100 HP) (6-Cyl.)	1962-63		1464949-1503331	N/A	-	-	89840	N/A	N.L.A.	-	N.L.A.
1000 (100 HP) (6-Cyl.) (11)	1962-65		1503332-2318585	N/A	12280	12344	89840	12290	12410	-	12510
1000 SS (E) (100 HP) (6-Cyl.) (1)	1962-65	USA	2318586-2413843	N/A	12280	12344	89840	12290	12410	-	12510
1000 SS (E) (100 HP) (6-Cyl.) (1)	1962-65	CAN	2320991-2321200	N/A	12280	12344	89840	12290	12410	-	12510
1000 SS (E) (100 HP) (6-Cyl.) (3)	1968-69	USA	2318586-2413843	N/A	12280	12344	89840	12290	12410	12810	12510
1000 SS (E) (100 HP) (6-Cyl.) (3)	1968-69	CAN	2320991-2321200	N/A	12280	12344	89840	12290	12410	12810	12510
1000 SS (E-1) (100 HP) (6-Cyl.) (1)	1968-69	USA	2484633-2836018	N/A	12280	12343	89840	12290	12410	-	12510
1000 SS (E-1) (100 HP) (6-Cyl.) (1)	1968-69	CAN	2487363-2836018	N/A	12280	12343	89840	12290	12410	-	12510
1000 SS (E-1) (100 HP) (6-Cyl.) (3)	1968-69	USA	2484633-2836018	N/A	12280	12343	89840	12290	12410	12810	12510
1000 SS (E-1) (100 HP) (6-Cyl.) (3)	1968-69	CAN	2487363-2836018	N/A	12280	12343	89840	12290	12410	12810	12510
1000 BP (100 HP) (6-Cyl.)	1968-69		2399698-3253111	N/A	N/A	-	89840	N/A	N.L.A.	-	N.L.A.
100 HP (4-Cyl.) (6)	1988-98	USA	0B209468 & Up	12094	N/A	12342	89630	N/A	12416	N/A	12416
100 HP (4-Cyl.) (6)	1988-98	BEL	9523034 & Up	12094	N/A	12342	89630	N/A	12416	N/A	12416
100 HP (4-Cyl.) (5)	1988-98	USA	0B209468 & Up	12094	N/A	12342	89630	12043	12416	N/A	12500
100 HP (4-Cyl.) (5)	1988-98	BEL	9523034 & Up	12094	N/A	12342	89630	12043	12416	N/A	12500
105 Jet	1994-95	USA	0D082000 & Up	N/A	12280	12320	89840	12290	12410	12810	12510
105 Jet	1994-95	BEL	9682500 & Up	N/A	12280	12320	89840	12290	12410	12810	12510
1100 (110 HP) (6-Cyl.) (1)	1966-67		1870204-2314955	N/A	12280	12344	89840	12290	12410	-	12510
1100 (110 HP) (6-Cyl.) (3)	1966-67		1870204-2314955	N/A	12280	12344	89840	12290	12410	12810	12510
1150 (115 HP) (6-Cyl.)	1970-77	USA	2836019-4112634	N/A	12280	12342	89840	12290	12410	12810	12510
1150 (115 HP) (6-Cyl.)	1973-77	AUS	8008665-8027114	N/A	12280	12342	89840	12290	12410	12810	12510

Mercury / Mariner / Force

WATER PUMP KITS APPLICATIONS CONTINUED

2-STROKE

Model	Year	Country	Serial No. Range	Pump Kit	Upper Kit	Pump Base	Impeller	Impeller Kit	Pump Housing	Pump Cup	Wear Plate
2-Cycle Cont.											
1150 (115 HP) (6-Cyl.)	1973-77	CAN	7010763-7047257	N/A	12280	12342	89840	12290	12410	12810	12510
1150 (115 HP) (6-Cyl.)	1973-77	USA	4112635-4394236	N/A	12280	12356	89840	12290	12410	12810	12510
1150 (115 HP) (6-Cyl.)	1973-77	AUS	8027115-8027439	N/A	12280	12356	89840	12290	12410	12810	12510
1150 (115 HP) (6-Cyl.)	1973-77	CAN	7047258-7075522	N/A	12280	12356	89840	12290	12410	12810	12510
115 HP (6-Cyl.)	1973-88	USA	4394237 & Up	N/A	12280	12370	89840	12290	12410	12810	12510
115 HP (6-Cyl.)	1973-83	AUS	8027440 & Up	N/A	12280	12370	89840	12290	12410	12810	12510
115 HP (6-Cyl.)	1973-88	CAN	7075523 & Up	N/A	12280	12370	89840	12290	12410	12810	12510
115 HP (4-Cyl.) (6)	1989-98	USA	0C100000 & Up	12094	N/A	12342	89630	N/A	12416	N/A	12416
115 HP (4-Cyl.) (6)	1989-98	BEL	9559771 & Up	12094	N/A	12342	89630	N/A	12416	N/A	12416
115 HP (4-Cyl.) (5)	1989-98	USA	0C100000 & Up	12094	N/A	12342	89630	12043	12416	N/A	12500
115 HP (4-Cyl.) (5)	1989-98	BEL	9559771 & Up	12094	N/A	12342	89630	12043	12416	N/A	12500
115 (3-Cyl.) Optimax	-	USA	0T801000 & Up	12094	N/A	12342	89630	12043	12416	N/A	12500
1250 (125 HP) (6-Cyl.) (2)	1968-69		2314956-2839368	N/A	12280	12344	89840	12290	12410	-	12510
1250 (125 HP) (6-Cyl.) (4)	1968-69		2314956-2839368	N/A	12280	12343	89840	12290	12410	12810	12510
1250 BP (125 HP) (6-Cyl.)	1968-69		2400058-3253111	N/A	N.L.A.	N.L.A.	89840	N/A	N.L.A.	-	N.L.A.
125 HP (4-Cyl.) (6)	1994-98	USA	0D283222 & Up	12094	N/A	12342	89630	N/A	12416	N/A	12416
125 HP (4-Cyl.) (6)	1994-98	BEL	9793577 & Up	12094	N/A	12342	89630	N/A	12416	N/A	12416
125 HP (4-Cyl.) (5)	1994-98	USA	0D283222 & Up	12094	N/A	12342	89630	12043	12416	N/A	12500
125 HP (4-Cyl.) (5)	1994-98	BEL	9793577 & Up	12094	N/A	12342	89630	12043	12416	N/A	12500
1350 (6-Cyl.)	1970-71	USA	2839369-3293233	N/A	12280	12343	89840	12290	12410	12810	12510
1400 (140 HP) (6-Cyl.)	1972		3293234-3502805	N/A	12280	12343	89840	12290	12410	12810	12510
1400 (140 HP) (6-Cyl.)	1978-81	USA	4865678 & Up	N/A	12280	12370	89840	12290	12410	12810	12510
1400 (140 HP) (6-Cyl.)	1978-81	AUS	8052650 & Up	N/A	12280	12370	89840	12290	12410	12810	12510
1400 (140 HP) (6-Cyl.)	1978-81	CAN	7112773 & Up	N/A	12280	12370	89840	12290	12410	12810	12510
1500 (6-Cyl.)	1973-77	USA	3502806-4121434	N/A	12280	12343	89840	12290	12410	12810	12510
1500 (6-Cyl.)	1973-77	AUS	8005615-8028039	N/A	12280	12343	89840	12290	12410	12810	12510
1500 (6-Cyl.)	1973-77	CAN	7010533-7048782	N/A	12280	12343	89840	12290	12410	12810	12510
1500 (6-Cyl.) (9)	1973-77	USA	4121435-4865677	N/A	12280	12356	89840	12290	12410	12810	12510
1500 (6-Cyl.) (9)	1973-77	AUS	8028040-8052649	N/A	12280	12356	89840	12290	12410	12810	12510
1500 (6-Cyl.) (9)	1973-77	CAN	7048783-7112772	N/A	12280	12356	89840	12290	12410	12810	12510
1500 (6-Cyl.) (10)	1973-77	USA	4121435-4865677	N/A	12280	12370	89840	12290	12410	12810	12510
1500 (6-Cyl.) (10)	1973-77	AUS	8028040-8052649	N/A	12280	12370	89840	12290	12410	12810	12510
1500 (6-Cyl.) (10)	1973-77	CAN	7048783-7112772	N/A	12280	12370	89840	12290	12410	12810	12510
1500 XS (6-Cyl.)	1978	USA	4868648-5327662	N/A	12280	12356	89840	12290	12410	12810	12510
V-135 Carb.	1986-88	USA	0A904646 & Up	N/A	12280	12320	89840	12290	12410	12810	12510
V-135 DFI	1998	USA	0G590000 & Up	N/A	12280	12320	89840	12290	12410	12810	12510
140 Jet	1994-95	USA	0D082000 & Up	N/A	12280	12320	89840	12290	12410	12810	12510
140 Jet	1994-95	BEL	9682500 & Up	N/A	12280	12320	89840	12290	12410	12810	12510
V-150 Carb. (8)	1978-85	USA	4868998-0A904645	N/A	12280	12350	89840	12290	12410	12810	12510
V-150 Carb. (7)	1978-85	USA	4868998-0A904645	N/A	12280	12320	89840	12290	12410	12810	12510
V-150 Carb. EFI & DFI	1986-88	USA	0A904646 & Up	N/A	12280	12320	89840	12290	12410	12810	12510
V-150 XR2, 4, 6, Mag.II, III (8)	1978-88	USA	4868998 & Up	N/A	12280	12320	89840	12290	12410	12810	12510
V-150 XR2, 4, 6, Mag.II, III (7)	1978-88	USA	4868998 & Up	N/A	12280	12320	89840	12290	12410	12810	12510
V-1750, 175 (8)	1976-81	USA	4301235-6618750	N/A	12280	12350	89840	12290	12410	12810	12510
V-1750, 175 (8)	1980-81	AUS	8064250 & Up	N/A	12280	12350	89840	12290	12410	12810	12510
V-1750, 175 (7)	1976-81	USA	4301235-6618750	N/A	12280	12320	89840	12290	12410	12810	12510
V-1750, 175 (7)	1980-81	USA	8064250 & Up	N/A	12280	12320	89840	12290	12410	12810	12510
V-175 Carb., EFI & DFI	1985-88	USA	6618751 & Up	N/A	12280	12320	89840	12290	12410	12810	12510
V-200 (8)	1978-84	USA	4839034-6625220	N/A	12280	12350	89840	12290	12410	12810	12510
V-200 (8)	1980-81	AUS	8061595-8065672	N/A	12280	12350	89840	12290	12410	12810	12510
V-200 (7)	1978-84	USA	4839034-6625220	N/A	12280	12320	89840	12290	12410	12810	12510
V-200 (7)	1980-81	AUS	8061595-8065672	N/A	12280	12320	89840	12290	12410	12810	12510
V-200 Carb. & EFI (2.5L)	1985-88	USA	6625221 & Up	N/A	12280	12320	89840	12290	12410	12810	12510
V-200 EFI (3.0L)	-	USA	0T750164 & Up	12096	N/A	12341	89630	12043	12415	N/A	12500
V-200 DFI (3.0L)	1997	USA	0G386496-0G589999	12096	N/A	12341	89630	12043	12415	N/A	12500
V-200 DFI (3.0L)	1998	USA	0G590000 & Up	12414	N/A	12341	89630	12043	12415	N/A	12500
V-220 Laser	1987-88	USA	0B117316 & Up	N/A	12280	12320	89840	12290	12410	12810	12510
V-225 (2.4L) (8)	1980-81	USA	5628028 & Up	N/A	12280	12350	89840	12290	12410	12810	12510
V-225 (2.4L) (7)	1980-81	USA	5628028 & Up	N/A	12280	12320	89840	12290	12410	12810	12510
V-225 (3.0L) Carb. & EFI	1994-98	USA	0D280813 & Up	-	N/A	12341	89630	12043	12415	N/A	12500
V-225 DFI	1998	USA	0G590000 & Up	12414	N/A	12341	89630	12043	12415	N/A	12500
V-250 (3.0L) EFI	1995-98	USA	0G129222 & Up	-	N/A	12341	89630	12043	12415	N/A	12500
MARK 5	-		574128-786612	N/A	N/A	N.L.A.	89600	N/A	N.L.A.	N.L.A.	N.L.A.
MARK 6, 6A	-		888005 & Up	N/A	N/A	N.L.A.	89600	N/A	N.L.A.	N.L.A.	N.L.A.
MARK 50	-		ALL	N/A	N/A	N.L.A.	89830	N/A	-	N.L.A.	-
MARK 55	-		831021 & Up	N/A	N/A	N.L.A.	89830	N/A	-	N.L.A.	-
MARK 55A	-		1227131 & Up	N/A	N/A	N.L.A.	89830	N/A	-	N.L.A.	-
MARK 58 (E)	-		1139538 & Up	N/A	N/A	N.L.A.	89830	N/A	-	N.L.A.	-



Section 7

Mercury / Mariner / Force Prop Hardware, Prop Wrenches, Tools and Anodes

<i>Prop Hardware - 6-15 HP (1 & 2-Cyl.)</i>	88
<i>Prop Hardware - 18-25 HP (2-Cyl.)</i>	88
<i>Prop Hardware - 30-75 HP (2, 3 & L4-Cyl.)</i>	89
<i>Prop Hardware - 60-120 HP (Inline 4-Cyl.)</i>	89
<i>Prop Hardware - 70-275 HP (L4 & V6)</i>	89
<i>Prop Kits & Hardware Applications</i>	90
<i>Prop Wrenches</i>	90
<i>Service Tools</i>	91-92
<i>Aluminum Anodes</i>	93
<i>Aluminum Prop Nut Anode Kits & Replacement Anodes</i>	94
<i>Anodes Applications</i>	94-96

Mercury / Mariner / Force

PROP HARDWARE - 6-15 HP (1 & 2-CYL.)

No. 21243
PROP NUT
OEM: 11-40140



No. 22192
SPACER
OEM: 23-42091-1



No. 22210
THRUST WASHER
OEM: 42037



No. 22215
KIT W/ THRUST
WASHER
OEM: N/A



No. 21243
PROP NUT
OEM: 11-40140



No. 22192
SPACER
OEM: 23-42091-1



No. 21281
THRUST WASHER
OEM: 42037-1



No. 21285
KIT W/ THRUST
WASHER
OEM: N/A



No. 21243
PROP NUT
OEM: 11-40140



No. 22192
SPACER
OEM: 23-42091-1



No. 22211
THRUST WASHER
OEM: 821932



No. 22216
KIT W/ THRUST
WASHER
OEM: N/A



No. 21243
PROP NUT
OEM: 11-40140



No. 22192
SPACER
OEM: 23-42091-1



No. 21282
THRUST WASHER
OEM: 821932-1



No. 21286
KIT W/ THRUST
WASHER
OEM: 11-13914A2



PROP HARDWARE - 18-25 HP (2-CYL.)

No. 21232
PROP NUT
OEM: 11-40119-12



No. 21303
THRUST WASHER
OEM: 858498



No. 21306
KIT W/ THRUST
WASHER
OEM: 11-40119A1



No. 21242
PROP NUT
OEM: 11-88228
Plastic



No. 21220
TAB WASHER
OEM: 14-76281



No. 21303
THRUST WASHER
OEM: 858498



No. 21307
KIT W/ THRUST
WASHER
OEM: N/A



Mercury / Mariner / Force

PROP HARDWARE - 30-75 HP (2, 3 & L4-CYL.)

No. 21240

PROP NUT
OEM: 11-69578A1



No. 21220

TAB WASHER
OEM: 14-76281



No. 21290

THRUST WASHER
OEM: 73345A1



No. 21260

PROP NUT KIT
OEM: 11-69578Q1



No. 21295

KIT W/ THRUST WASHER
OEM: 11-31990A2



PROP HARDWARE - 60-120 HP (INLINE 4-CYL.)

No. 21250

PROP NUT KIT
OEM: 11-52707Q1



No. 21200

TAB WASHER
OEM: 14-816629Q




No. 21350

THRUST WASHER
OEM: 13191A1



No. 21355

KIT W/ THRUST WASHER
OEM: 11-827614A4



PROP HARDWARE - 70-275 HP (L4 & V6)

No. 21250

PROP NUT KIT
OEM: 11-52707Q1



No. 21200

TAB WASHER
OEM: 14-816629Q



No. 21360

TAB WASHER RECEIVER
OEM: 12-31211A3



No. 21760

LOCKWASHER
OEM: 13-42351-1



No. 21300

THRUST WASHER
OEM: 13171
Stainless Steel




No. 21301

THRUST WASHER
OEM: 12-835467Q01
Brass



No. 21305

PROP SERVICE KIT
OEM: 835257Q5



Mercury / Mariner / Force

PROP KITS & HARDWARE APPLICATIONS

Model	Year	Receiver	Thrust Washer	Spacer	Lock Washer	Tab Washer	Nut	Kit w/o T. Washer	Kit w/ T. Washer
6-15 HP Half Length Spline	1984 & Up	-	21281	22192	-	-	21243	-	21285
6-15 HP Full Length Spline	1984 & Up	-	22211	22192	-	-	21243	-	22216
6-15 HP All Models	1994 & Up	-	21282	22192	-	-	21243	-	21286
10 HP, XR10, MAG 10, Sea Pro 10	1990-93	-	22210	22192	-	-	21243	-	22215
18-25 HP Sea Pro, Marathon	1980 & Up	-	21303	-	-	21220	21242	-	21307
18-25 HP The Others	1980 & Up	-	21303	-	-	-	21232	-	21306
25, 30, 40, 45, 50, 60 HP (4-Stroke)	1998 & Up	-	21290	-	-	21220	21240	-	21295
30, 40 HP (2-Cyl.)	1994 & Up	-	21290	-	-	21220	21420	21260	21295
40 HP (3-Cyl.)	1997 & Up	-	21290	-	-	21220	21240	21260	21295
40 HP (4-Cyl.)	1989 & Up	-	21290	-	-	21220	21240	21260	21295
50-60 HP (3-Cyl.)	1991 & Up	-	21290	-	-	21220	21240	21260	21295
40, 50 HP (Force)	1995-99	-	21290	-	-	21220	21240	21260	21295
70 HP (Force)	1991-95	-	21290	-	-	21220	21240	21260	21295
75 HP (Force)	1986-98	-	21290	-	-	21220	21240	21260	21295
60 HP Sea Pro, Marathon, Bigfoot	1987 & Up	-	21350	-	-	21201	21230	-	21355
75-125 HP	1987 & Up	-	21350	-	-	21201	21230	-	21355
90, 120 HP (Force)	1995 & Up	-	21350	-	-	21201	21230	-	21355
135-275 HP (V6)	All	21360	21301	-	21760	21201	21230	-	21305

PROP WRENCHES

No. 90061

PROP WRENCH
OEM: 91-859046M4



1-1/16"
Color Coded:
Blue

75, 90, 100, 115, 125, 135, 150
175, 200, 225, 250 HP

No. 90062

PROP WRENCH
OEM: 91-859046M3



15/16"
Color Coded:
Red

30, 40, 50, 60 HP

No. 90063

PROP WRENCH
OEM: 91-859046M2



13/16"
Color Coded:
Yellow

20, 25 HP

No. 90064

PROP WRENCH
OEM: 91-859046M1



9/16"
Color Coded:
Purple

6, 8, 9.9, 15 HP

No. 90065

PROP WRENCH KIT - 1-1/16"
OEM: 91-8218871


Kit Contains:

GLM	OEM	ITEM
21200 (2)	14-816629Q	Tab Washer
21230	11-52707Q1	Prop Nut
90061	91-859046M4	Prop Wrench



1-1/16"

Color Coded:
Blue



With Built In
Tab Bender

For Mercury / Mariner / Force V4 & V6,
All Mercruiser & Honda BF75-BF130

No. 90066

PROP WRENCH KIT - 15/16"
OEM: 91-856639A1

Kit Contains:

GLM	OEM	ITEM
21220 (2)	14-76281	Tab Washer
21240	11-69578Q01	Prop Nut
90062	91-859046M3	Prop Wrench



15/16"

Color Coded:
Red



For Mercury / Mariner / Force Outboard 30-65 HP,
70 HP 3-Cyl. (1989 & Before), 15-25 HP 4-stroke

Mercury / Mariner / Force

SERVICE TOOLS

No. 90210

PINION NUT ADAPTOR KIT
 OEM: 91-61067A04
 Comes with No. 90220
 Drive Shaft Adaptor



Holds pinion nut when removing
 pinion gear & drive shaft on V6 gearcases

No. 90160


PINION GEAR SHIMMING TOOL
 OEM: 91-56048001



Measures pinion height
 of V6 gearcases

No. 90220

DRIVE SHAFT ADAPTER
 OEM: 91-56775T



13 Spline

Provides a wrench surface to turn
 the drive shaft on V6 gearcases.

No. 90230

PROP SHAFT ADAPTOR /
 DRIVE SHAFT ADAPTOR
 OEM: 91-61077T



15 Spline

Provides a wrench surface to turn
 the propeller shaft on V6 gearcases.

No. 90190

BEARING CARRIER
 RETAINER WRENCH
 OEM: 91-61069T



Removes & installs bearing carrier
 retainer nuts on V6 gearcases.

No. 90095

PROP & BEARING CARRIER PULLER
 OEM: N/A



Capacity:
 5 Tons (min)



TOES OUT
 For new style
 bearing carrier.



TOES IN
 For prop & old
 style bearing
 carrier.

For Mercruiser All Style
 Bearing Carrier & Most Prop.

No. 90240

DRIVE SHAFT BEARING
 RETAINER WRENCH
 OEM: 91-43506T



Removes & installs threaded
 bearing retainer on V6 gearcases.

Mercury / Mariner / Force

SERVICE TOOLS

No. 90295

PINION BEARING
REMOVAL & INSTALLATION
TOOL ASSEMBLY
OEM: N/A

Kit Contains:

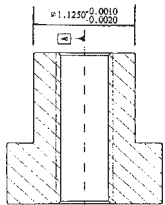
GLM	OEM	ITEM
90260	91-38628T	Pinion Bearing Installation Tool
90270	91-36569T	Driver Head
90280	91-31229	Puller Rod
90290	N/A	Spacer



Installs & removes pinion bearing on V6 O/B gearcases.

No. 90260

PINION BEARING INSTALLATION TOOL
OEM: 91-38628T



GLM's new tool more precisely fits the pinion bearing (must remove paper cone) to avoid crooked seating of the bearing that causes gears to break or make noise.

No. 90270

DRIVER HEAD
OEM: 91-36569T



Removes pinion bearing on V6 O/B gearcases.

No. 90280


PULLER ROD
OEM: 91-31229



Used with No. 90260 & 90270
Installs & removes pinion bearings.

No. 90290

SPACER
OEM: N/A



Fits No. 90280
Installs pinion bearings.

No. 90150

UNIVERSAL PULLER PLATE
OEM: 91-37241



Pulls gears & bearings.

No. 90140

SHIFT SHAFT BUSHING TOOL
OEM: 91-31107T



Removes & installs the shift shaft bushing in the V6 gearcases.

Mercury / Mariner / Force

ALUMINUM ANODES

No. 12945

ALUMINUM ANODE KIT
OEM:N/A

4-Cylinder Verado



No. 12944

ALUMINUM ANODE KIT
OEM: 8M0058677

6-Cylinder Verado



No. 26800

ALUMINUM ANODE KIT
OEM:N/A

F30, F40, F60 HP



No. 26810

ALUMINUM ANODE KIT
OEM: N/A

75, 80, 90, 100, 115 EFI



No. 12947

ALUMINUM ANODE
OEM: 17264T-2



F30, F40, F60 HP

No. 26675

ALUMINUM ANODE
OEM: 880653



6-Cylinder Verado Power Trim

No. 26676

ALUMINUM ANODE
OEM: 893404



6-Cylinder Verado Power Trim

No. 12690

ALUMINUM ANODE
OEM: 818298Q1



No. 12710

ALUMINUM ANODE
OEM: 76214Q5



No. 12675

ALUMINUM ANODE
OEM: 826134Q



No. 12907

ALUMINUM ANODE
OEM: 42121A2



No. 12720

ALUMINUM ANODE
OEM: 89949A1



No. 12918

ALUMINUM ANODE
OEM: 825271-1



No. 12670

ALUMINUM ANODE
OEM: 31640Q4



No. 12680

ALUMINUM ANODE
OEM: 822777Q1



No. 12676

ALUMINUM ANODE
OEM: 822157T2



No. 12908

ALUMINUM ANODE
OEM: 98432T6



Mercury / Mariner / Force

ALUMINUM PROP NUT ANODE KITS & REPLACEMENT ANODES

Prop Nut Anode Kits			Aluminum	Replacement Anodes			Aluminum
GLM No.	Shaft Size	Thread Size		GLM No.	For Kit No.	Anode Size	
12706 OEM: 809660A1	7/8"	5/8" NC 11		12705 OEM: 809660	12706	ø 1-5/8" x 2"L	
12717 OEM: 809662A1	1"	3/4" NC 10		12707 OEM: 809662T	12717 12718	ø 2" x 2-5/8"L	
12718 OEM: 809664A1	1-1/8"	3/4" NF 16					

ANODE APPLICATIONS

Model	Year	Serial No. Range	Anodic Trim Tab / Plate	Mat.	Anodic P/T Plate	Mat.	Side Mounted Anodes	Mat.	Anodic Prop Nut Kit	Prop Nut Anode Only
6	1986-03	0A197112-0T800749	12907	Alum.	N/A	-	N/A	-	N/A	N/A
8	1986-06	0A19712 and Up	12907	Alum.	N/A	-	N/A	-	N/A	N/A
8 Bodensee (4-Stroke)	1995-98	0H000058-0H017099	12907	Alum.	N/A	-	N/A	-	N/A	N/A
8 Bodensee (4-Stroke)	1999-00	0G760300 and Up	12907	Alum.	N/A	-	N/A	-	N/A	N/A
9.9	1986-06	0A197112 and Up	12907	Alum.	N/A	-	N/A	-	N/A	N/A
9.9 (4-Stroke)	1995-98	0H000058-0H016909	12907	Alum.	N/A	-	N/A	-	N/A	N/A
9.9 Bigfoot (4-Stroke)	1995-98	0H000058-0H016909	12908	Alum.	N/A	-	N/A	-	N/A	N/A
10 Sea Pro, XR10	1990-06	0D038000 and Up	12907	Alum.	N/A	-	N/A	-	N/A	N/A
15	1989-06	0B292414 and Up	12907	Alum.	N/A	-	N/A	-	N/A	N/A
15 (4-Stroke)	1998-06	0G590000 and Up	12907	Alum.	N/A	-	N/A	-	N/A	N/A
15 Bigfoot (4-Stroke)	1998-06	0G590000 and Up	12908	Alum.	N/A	-	N/A	-	N/A	N/A
15 Sea Pro	1994-06	0G044365 and Up	12907	Alum.	N/A	-	N/A	-	N/A	N/A
15 XD Sea Pro Bigfoot	1997-06	0G044365 and Up	12908	Alum.	N/A	-	N/A	-	N/A	N/A
18	1983	6416713-6443972	12908	Alum.	N/A	-	N/A	-	N/A	N/A
18 XD	1984-85	6443973 and Up	12908	Zinc	N/A	-	N/A	-	N/A	N/A
20 (2-Cyl.)	1988-03	0B238464-0T800749	12908	Zinc	N/A	-	N/A	-	N/A	N/A
20 XD (2-Cyl.)	1986-87	6443973 and Up	12908	Zinc	N/A	-	N/A	-	N/A	N/A
25 (2-Cyl.)	1983	6416713-6443972	12908	Alum.	N/A	-	N/A	-	N/A	N/A
25 (2-Cyl.)	1988-06	0B238464 and Up	12908	Zinc	N/A	-	N/A	-	N/A	N/A
25 (4-Stroke)	1998-06	0G590000 and Up	12676	Alum.	N/A	-	N/A	-	N/A	N/A
25 Lighting (3-Cyl.)	1997-06	0E268781 and Up	12908	Alum.	N/A	-	N/A	-	N/A	N/A
25 Sea Pro	1988-06	0B238464 and Up	12908	Alum.	N/A	-	N/A	-	N/A	N/A
25 XD	1984-87	6443973 and Up	12908	Alum.	N/A	-	N/A	-	N/A	N/A
30 (2-Cyl.)	1994-02	0G053314-0T598999	12676	Alum.	12918	Alum.	N/A	-	N/A	12705
30 (4-Stroke) (3-Cyl.)	1999-06	0G760300 and Up	12676	Alum.	12690	Alum.	N/A	-	N.L.A.	12705
35 (2-Cyl.)	1984-89	6445653 and Up	12670	Alum.	N/A	-	N/A	-	N.L.A.	12705
35, 350	1963-69	1571114-2874703	12670	Alum.	N/A	-	N/A	-	N.L.A.	12705
40 (2-Cyl.)	1994-06	0G053314 and Up	12676	Alum.	12918	Alum.	N/A	-	N.L.A.	12705
40 (3-Cyl.)	1997-06	0G531301 and Up	12676	Alum.	12918	Alum.	N/A	-	N.L.A.	12705
40 (4-Cyl.)	1989-95	0C159200 and Up	12670	Alum.	12690	Alum.	N/A	-	N.L.A.	12705
40 (4-Stroke) (3-Cyl.)	1998-06	0G231123 and Up	12676	Alum.	12690	Alum.	N/A	-	N.L.A.	12705
40, 402 (2-Cyl.)	1970-71	2874704 and Up	12670	Alum.	N/A	-	N/A	-	N.L.A.	12705
40, 402 & 40 (2-Cyl.)	1972-78	3336258 and Up	12670	Alum.	N/A	-	N/A	-	12706	12705
45 (4-Cyl.)	1986	5531630-0B110788	12670	Alum.	N/A	-	N/A	-	12706	12705
45 (4-Cyl.)	1987-89	0B110789 and Up	12670	Alum.	12690	Alum.	N/A	-	12706	12705
45, 450 (4-Cyl.)	1962	1476510-1531568	N/A	-	N/A	-	N/A	-	12706	12705
45 Bigfoot-Bodensee (4-Stroke)	1996-00	0G231123-0T178499	N/A	-	12918	Alum.	12675	Alum.	12718	12707
45 Bodensee (4-Stroke)	1996-00	0G231123-0T178499	12676	Zinc	12918	Alum.	N/A	-	12706	12705
50 (3-Cyl.)	1986	642861-0B122929	12670	Alum.	N/A	-	N/A	-	12706	12705
50 (3-Cyl.)	1987-90	0B122930-0D000749	12670	Alum.	12690	Alum.	N/A	-	12706	12705
50 (3-Cyl.)	1991-97	0D000750-0G589999	-	Zinc	12690	Alum.	N/A	-	12706	12705
50 (3-Cyl.)	1998-06	0G590000 and Up	12676	Zinc	12918	Alum.	N/A	-	12706	12705
50 (4-Stroke)	1996-00	0G231123-0T178499	12676	Zinc	12918	Alum.	N/A	-	12706	12705
50 Bigfoot (3-Cyl.)	1991-97	0D000750-0G589999	N/A	-	12690	Alum.	12675	Alum.	12718	12707
50 Bigfoot (4-Stroke)	1996-00	0G231123-0T178499	N/A	-	12918	Alum.	12675	Alum.	12718	12707
50, 500	1961-62	1477910-1639472	N/A	-	N/A	-	N/A	-	12706	12705
50, 500 & 50 (4-Cyl.)	1963-85	1639473 and Up	12670	Alum.	N/A	-	N/A	-	12706	12705
55 (3-Cyl.)	1996-06	0D000750 and Up	-	Zinc	12690	Alum.	N/A	-	12706	12705
55 Bigfoot (3-Cyl.)	1996-06	0D000750 and Up	N/A	-	12690	Alum.	12675	Alum.	12718	12707
60 (3-Cyl.)	1984-86	6428681-0B122929	12670	Alum.	N/A	-	N/A	-	12706	12705
60 (3-Cyl.)	1987-90	0B122930-0D000749	12670	Alum.	12690	Alum.	N/A	-	12706	12705
60 (3-Cyl.)	1991-06	0D000750 and Up	-	Zinc	12690	Alum.	N/A	-	12706	12705
60 Bigfoot (3-Cyl.)	1996-06	0d000750 and Up	N/A	-	12690	Alum.	12675	Alum.	12718	12707
65, 650 (4-Cyl.)	1963-68	1542745-2452709	12670	Alum.	N/A	-	N/A	-	12717	12707
65, 650 (4-Cyl.)	1969-71	2503991-3293183	12670	Alum.	N/A	-	N/A	-	12718	12707
65, 650 (3-Cyl.)	1972-76	3293184-4571651	12670	Alum.	N/A	-	N/A	-	12706	12705
70, 700 (6-Cyl.)	1960-61	1296411-1566239	N/A	-	N/A	-	N/A	-	12717	12707
70 (3-Cyl.)	1977-83	4571652-0A996141	12670	Alum.	N/A	-	N/A	-	12706	12705
70 (3-Cyl.)	1987-89	0A996142 and Up	12670	Alum.	12690	Alum.	N/A	-	12718	12707
75 (4-Cyl.)	1984-86	6432901 and Up	12670	Alum.	12690	Alum.	N/A	-	12718	12707

Mercury / Mariner / Force

ANODE APPLICATIONS

Model	Year	Serial No. Range	Anodic Trim Tab / Plate	Mat.	Anodic P/T Plate	Mat.	Side Mounted Anodes	Mat.	Anodic Prop Nut Kit	Prop Nut Anode Only
75 (3-Cyl.)	1990-92	0A996142-0D283221	12670	Alum.	12690	Alum.	N/A	-	12718	12707
75 (3-Cyl.)	1993-98	0D283222-0G760299	12670	Alum.	12690	Alum.	N/A	-	12718	12707
75 (3-Cyl.)	1993-06	0D283222 and Up	-	-	12690	Alum.	12675	Alum.	12718	12707
75 (4-Stroke)	1999-06	0G960500 and Up	-	-	12690	Alum.	12675	Alum.	12718	12707
80 (3-Cyl.)	1987-89	0A996142 and Up	12670	Alum.	12690	Alum.	N/A	-	12718	12707
80, 800 (6-Cyl.)	1960	1335465-1566239	N/A	-	N/A	-	N/A	-	12717	12707
80, 800 & 80 (4-Cyl.)	1969-83	2559001-6432900	12670	Alum.	N/A	-	N/A	-	12718	12707
85, 850 (6-Cyl.)	1962-64	1460999-1766823	N/A	-	N/A	-	N/A	-	12717	12707
85, 850 (4-Cyl.)	1973-77	3493913-4831998	12670	Alum.	N/A	-	N/A	-	12718	12707
90, 900 (6-Cyl.)	1965	1766824-1869775	12670	Alum.	N/A	-	N/A	-	12717	12707
90, 900 & 90 (6-Cyl.)	1978-83	4845301-6436122	12670	Alum.	N/A	-	N/A	-	12718	12707
90 (6-Cyl.)	1984-87	6436123 and Up	12670	Alum.	12690	Alum.	N/A	-	12718	12707
90 (3-Cyl.)	1987-92	0A996142-0D283221	12670	Alum.	12670	Alum.	N/A	-	12718	12707
90 (3-Cyl.)	1993-98	0D283222-0G760299	12670	Alum.	12690	Alum.	N/A	-	12718	12707
90 (3-Cyl.)	1993-06	0D283222 and Up	-	-	12690	Alum.	12675	Alum.	12718	12707
90 (4-Stroke)	1999-06	0G960500 and Up	-	-	12690	Alum.	12675	Alum.	12718	12707
95, 950 (6-Cyl.)	1966-67	1869776-2318585	12670	Alum.	12690	Alum.	N/A	-	12717	12707
100 (4-Cyl.)	1988-92	0B209468-0D283221	12670	Alum.	12690	Alum.	N/A	-	12718	12707
100 (4-Cyl.)	1993-95	0D283222-0G760299	12670	Alum.	12690	Alum.	N/A	-	12718	12707
100 (4-Cyl.)	1993-06	0D283222 and Up	-	-	12690	Alum.	12675	Alum.	12718	12707
100, 1000	1962-65	1464949-1768403	N/A	-	N/A	-	N/A	-	12717	12707
100, 1000	1968	1768404-2318585	12670	Alum.	N/A	-	N/A	-	12717	12707
100, 1000SS	1968	2318586-2413843	12670	Alum.	N/A	-	N/A	-	12717	12707
100, 1000SS	1969	2484633-2836018	12670	Alum.	N/A	-	N/A	-	12718	12707
110, 1100	1966-67	1870204-2314955	12670	Alum.	N/A	-	N/A	-	12717	12707
115 (4-Cyl.)	1989-92	0C100000-0D283221	12670	Alum.	12690	Alum.	N/A	-	12718	12707
115 (4-Cyl.)	1993-95	0D283222-0G760299	12670	Alum.	12690	Alum.	N/A	-	12718	12707
115 (4-Cyl.)	1993-06	0D283222 and Up	-	-	12070	Alum.	12675	Alum.	12718	12707
115 (6-Cyl.)	1984-88	6436123 and Up	12670	Alum.	12690	Alum.	N/A	-	12718	12707
115, V-115 DFI	2000-06	0G960500 and Up	-	-	12690	Alum.	12675	Alum.	12718	12707
115, 1150 & 115 (6-Cyl.)	1970-83	2836019-6435122	12670	Alum.	N/A	-	N/A	-	12718	12707
125 (4-Cyl.)	1993-95	0D283222-0G760299	12670	Alum.	12690	Alum.	N/A	-	12718	12707
125 (4-Cyl.)	1993-06	0D283222 and Up	-	-	12690	Alum.	12675	Alum.	12718	12707
125, 1250	1968	2314956-2483741	12670	Alum.	N/A	-	N/A	-	12717	12707
125, 1250	1969	2536210-2839368	12670	Alum.	N/A	-	N/A	-	12718	12707
135, 1350	1970-71	2839369-3293233	12670	Alum.	N/A	-	N/A	-	12718	12707
135, V-135	1986-91	0A904646-0D081999	12670	Alum.	12690	Alum.	N/A	-	12718	12707
135, V-135	1992-95	0D082000-0G303045	12670	Alum.	12690	Alum.	N/A	-	12718	12707
135, V-135	1992-06	0D082000 and Up	-	-	12690	Alum.	12675	Alum.	12718	12707
135, V-135 DFI	1998-06	0G590000 and Up	-	-	12690	Alum.	12675	Alum.	12718	12707
135, V-135 DFI Tracker	2000-06	0G960500 and Up	12710	Alum.	12690	Alum.	12675	Alum.	12718	12707
135, V-135 Tracker	1996-06	0G303046 and Up	12710	Alum.	12690	Alum.	12675	Alum.	12718	12707
140, 1400 & 140	1972-81	3293234 and Up	12670	Alum.	N/A	-	N/A	-	12718	12707
150, 1500	1973-77	3502806-4865677	12670	Alum.	N/A	-	N/A	-	12718	12707
150, 1500	1973-77	3502806-4865677	12671	Alum.	N/A	-	N/A	-	12718	12707
150, V-150	1985-91	6616991-0D081999	12670	Alum.	12690	Alum.	N/A	-	12718	12707
150, V-150	1992-95	0D082000-0G303045	12670	Alum.	12690	Alum.	N/A	-	12718	12707
150, V-150	1992-06	0D082000 and Up	-	-	12690	Alum.	12675	Alum.	12718	12707
150, V-150 DFI	1998-06	0G590000 and Up	-	-	12690	Alum.	12675	Alum.	12718	12707
150, V-150 Tracker	2000-06	0G960500 and Up	12710	Alum.	12690	Alum.	12675	Alum.	12718	12707
150, V-150 Tracker	1996-06	0G303046 and Up	12710	Alum.	12690	Alum.	12675	Alum.	12718	12707
150, V-150 EFI	1996-06	0G303046-0G760299	-	-	12690	Alum.	12675	Alum.	12718	12707
150, V-150 EFI	1999-06	0G760300 and Up	12710	Alum.	12690	Alum.	12675	Alum.	12718	12707
150, V-150 EFI (Bluewater)	1999-06	0G760300 and Up	-	-	12690	Alum.	12675	Alum.	12718	12707
150, V-150 EFI (Tracker)	1996-06	0G303046 and Up	12710	Alum.	12690	Alum.	12675	Alum.	12718	12707
150, V-150XRI (EFI)	1992-95	0D082000-0G303045	12670	Alum.	12690	Alum.	N/A	-	12718	12707
150, V-150XRI (EFI)	1992-95	0D082000-0G303045	-	-	12690	Alum.	12675	Alum.	12718	12707
150, V-1500 & V-150	1978-84	4868998-6616990	12670	Alum.	12720	Alum.	N/A	-	12718	12707
150 XR-4	1988-91	0B242885 and Up	-	Zinc	12690	Alum.	N/A	-	12718	12707
150 XR-4	1988-91	0B242885 and Up	12670	Alum.	12690	Alum.	N/A	-	12718	12707
150 XR-6	1992-95	0D082000-0G303045	12670	Alum.	12690	Alum.	N/A	-	12718	12707
150 XR-6	1992-98	0D082000-0G760299	-	-	12690	Alum.	12675	Alum.	12718	12707
150 XR-6	1999-06	0G760300 and Up	12710	Alum.	12690	Alum.	12675	Alum.	12718	12707
175, V-175	1980-84	5488752-6618750	12670	Alum.	12720	Alum.	N/A	-	12718	12707
175, V-175	1985-91	6618751-0D081999	12670	Alum.	12690	Alum.	N/A	-	12718	12707
175, V-175	1992-95	0D082000-0G303045	12670	Alum.	12690	Alum.	N/A	-	12718	12707
175, V-175	1992-98	0D082000-0G760299	-	-	12690	Alum.	12675	Alum.	12718	12707
175, V-175	1999-06	0G760300 and Up	12710	Alum.	12690	Alum.	12675	Alum.	12718	12707
175, V-175 EFI	1996-98	0G303046-0G760299	-	-	12690	Alum.	12675	Alum.	12718	12707
175, V-175 EFI	1999-06	0G760300 and Up	12710	Alum.	12690	Alum.	12675	Alum.	12718	12707
175, V-175 EFI (Bluwater)	1999-06	0G760300 and Up	-	-	12690	Alum.	12675	Alum.	12718	12707
175, V-175 EFI (Tracker)	1996-06	0G303046 and Up	12710	Alum.	12690	Alum.	12675	Alum.	12718	12707
175, V-175XRI (EFI)	1991	0D000750-0D081999	12670	Alum.	12690	Alum.	N/A	-	12718	12707
175, V-175XRI (EFI)	1992-95	0D082000-0G303045	12670	Alum.	12690	Alum.	N/A	-	12718	12707
175, V-175XRI (EFI)	1992-95	0D082000-0G303045	-	-	12690	Alum.	12675	Alum.	12718	12707
175, B-1750 & V-175	1976-79	4301235-5488751	12670	Alum.	N/A	-	N/A	-	12718	12707
200, V-200	1980-84	5464486-6625220	12670	Alum.	12720	Alum.	N/A	-	12718	12707
200, V-200	1985-91	6625221-0D081999	12670	Alum.	12690	Alum.	N/A	-	12718	12707

Mercury / Mariner / Force

ANODE APPLICATIONS

Model	Year	Serial No. Range	Anodic Trim Tab / Plate	Mat.	Anodic P/T Plate	Mat.	Side Mounted Anodes	Mat.	Anodic Prop Nut Kit	Prop Nut Anode Only
200, V-200	1992-95	0D082000-0G303045	12670	Alum.	12690	Alum.	N/A	-	12718	12707
200, V-200	1992-98	0D082000-0G760299	-	-	12690	Alum.	12675	Alum.	12718	12707
200, V-200	1999-06	0G760300 and Up	12710	Alum.	12690	Alum.	12675	Alum.	12718	12707
200, V-200 EFI	1989-90	0C100861-0C291519	12670	Alum.	12690	Alum.	N/A	-	12718	12707
200, V-200 EFI	1996-98	0G303046-0G760299	-	-	12690	Alum.	12675	Alum.	12718	12707
200, V-200 EFI	1999-06	0G760300 and Up	12710	Alum.	12690	Alum.	12675	Alum.	12718	12707
200, V-200 EFI (Bluewater)	1999-06	0G760300 and Up	-	-	12690	Alum.	12675	Alum.	12718	12707
200, V-200 EFI (Tracker)	1996-06	0G303046 and Up	12710	Alum.	12690	Alum.	12675	Alum.	12718	12707
200, V-200 DFI	1997-06	0G386496 and Up	12710	Alum.	12690	Alum.	12675	Alum.	12718	12707
200, V-200XRI (EFI)	1991	0C291520-0D081999	12670	Alum.	12690	Alum.	N/A	-	12718	12707
200, V-200XRI (EFI)	1992-95	0D082000-0G303045	12670	Alum.	12690	Alum.	N/A	-	12718	12707
200, V-200XRI (EFI)	1992-95	0D082000-0G303025	-	-	12690	Alum.	12675	Alum.	12718	12707
200, V-2000 & V-200	1978-79	4839034-564485	12670	Alum.	N/A	-	N/A	-	12718	12707
220, V-220	1987-88	0B117316 and Up	12670	Alum.	12690	Alum.	N/A	-	12718	12707
225, V-225	1980-81	5628028 and Up	12670	Alum.	12720	Alum.	N/A	-	12718	12707
225, V-225	1994-97	0D280813-0G437999	12680	Alum.	12690	Alum.	N/A	-	12718	12707
225, V-225	1994-97	0D280813-0G437999	-	-	12690	Alum.	12675	Alum.	12718	12707
225, V-225	1998-06	0G438000-0G437999	12710	Alum.	12690	Alum.	12675	Alum.	12718	12707
225, V-225 EFI	1995-06	0G129222 and Up	12710	Alum.	12690	Alum.	12675	Alum.	12718	12707
225, V-225 DFI	1998-06	0G590000 and Up	12710	Alum.	12690	Alum.	12675	Alum.	12718	12707
225, V-225 Sea Pro	1994-97	0D280813-0G437999	12680	Alum.	12690	Alum.	N/A	-	12718	12707
225, V-225 Sea Pro	1994-97	0D280813-0G437999	-	-	12690	Alum.	12675	Alum.	12718	12707
225, V-225 Sea Pro	1998-06	0G438000-0G437999	12710	Alum.	12690	Alum.	12675	Alum.	12718	12707
250, V-250	1989-94	0C101891 and Up	-	-	12720	Zinc	N/A	-	12718	12707
250, V-250 EFI	1995-06	0G1298222 and Up	12710	Alum.	12690	Alum.	12675	Alum.	12718	12707
275, V-275	1989-94	0C101891 and Up	-	-	12720	Zinc	N/A	-	12718	12707
300, V-3.4L	1984-86	5611648 and Up	N.L.A.	Zinc	12720	Zinc	N/A	-	12718	12707

Section 8

Mercury / Mariner / Force Pistons

<i>GLM Exclusive Marine Piston</i>	98
<i>Piston Ring Coatings Comparison</i>	98
<i>Piston Designs (Crossflow, Loopcharged & Four-Stroke)</i>	99
<i>Inline 3-Cylinder DFI Pistons</i>	100
<i>Inline 4-Cylinder Crossflow Pistons</i>	101
<i>2 & 3-Cylinder Loopcharged Pistons</i>	102
<i>Inline 2, 3, 4 & 6-Cylinder Crossflow Pistons</i>	103
<i>3-Cylinder Loopcharged Pistons</i>	104
<i>Inline 3 & 4-Cylinder Loopcharged Pistons</i>	105-107
<i>60° V6 Loopcharged Pistons</i>	108-111
<i>Inline 2, 3, 4 & 6-Cyl. Piston Kits & Rings Applications</i>	112-113
<i>60° V6 Piston Kits & Rings Applications.....</i>	114

Mercury / Mariner / Force

GLM'S EXCLUSIVE MARINE PISTONS

- Fully Machined Hypereutectic Pistons
- Featuring a Hard Anodizing Coating on Top
- Resisting Temperatures up to 1560°F
- Hardness: HV280-400
- Pistons are T-6 Heat Treated

OEM CAST vs. FORGED

(99% of OEM Pistons are Cast)

	CASTING	FORGING
Pros	Low expansion rate Lighter weight Longer life Lower costs	Greater Strength
Cons	Less strength but compensated by strong mold process	Heavier weight High expansion rate Shorter life Higher costs
Verdict	For Recreational For General use	High Performance Purposes

GLM PISTONS ARE 100% CAST

PISTON RING COATINGS COMPARISON

DID YOU KNOW sometimes as much as 30% of engine friction comes from the piston rings? Therefore, 2-ring pistons have less friction than 3-ring pistons.

To minimize piston ring friction in the engine you should:

- Choose the right ring tension and coating.
- If for oversize, check that the bore size is correct.
- Change the engine oil regularly.

RING COATING	SCUFF RESISTANCE	WEAR RESISTANCE
Plain	Poor	Low
Plasma Moly	Excellent	Good
Nitriding	Average	Excellent
Chrome	Average	Excellent

Warning: GLM will not cover the warranty for non-authorized marine engine boring services.



Mercury / Mariner / Force

PISTON DESIGNS

There are four basic piston designs used in Mercury / Mariner / Force engines; DFI, Crossflow, Loopcharged and Four-Stroke.

DFI	Crossflow	Loopcharged	Four-Stroke
<p>The innovative optimax direct injection delivers the ultimate in efficiency. The dome shaped piston head directs the air-fuel charge to the spark plugs more efficiently providing outstanding running quality along with excellent reliability. Thanks to the two stage direct injection technology it supplies a constant mix of atomized fuel and air to the spark plug thereby lowering emissions and enhancing fuel economy. The DFI can be identified by splash well on top of piston.</p>	<p>The oldest design, and the one used on Mercury / Mariner / Force 35-150 HP engines from 1970-1990 is the crossflow piston. As the air / fuel mixture travels through the transfer port and into the cylinder, a deflector, cast into the top of the piston, directs the air / fuel mixture towards the combustion chamber and spark plug tip for maximum efficiency. All engines with deflectors on top of the pistons will be crossflow engines. External inspection of a crossflow engine will reveal removable transfer port covers on the side of the cylinders.</p>	<p>In 1976 Mercury / Mariner / Force introduced V6 engines with looper pistons. This engine was the 175 HP V6. A loopcharged engine has a transfer port cast into the cylinder wall in such a way that it will direct the air / fuel mixture towards the combustion chamber and spark plug tip without the need for a piston deflector. All engines with a flat top or a slight dome on the top of the pistons will be loop-charged. Loopcharged engines will not have removable transfer port covers on the side of the cylinders.</p>	<p>Four-stroke / four-cycle engines have oil stored in the crankcase and is splashed onto the cylinder walls for piston and ring lubrication. The four-stroke pistons are equipped with oil control rings to scrape excess oil off of the cylinder walls. Four-stroke pistons are easily identified by a three piece oil control ring in the bottom ring position. The pistons almost always have a flat top or a dished top and never have needle bearings between the wrist pin and connecting rod (like two-stroke engines).</p>
<p>Piston with Dome Top and Splash Well</p> 	<p>Piston with Deflector Top</p> 	<p>Piston with Flat Top</p> 	<p>Piston with Flat Top & Oil-ring in the Bottom Position</p> 
 <p>Standard Ring Set</p>	 <p>Removeable Transfer Port Cover</p>	 <p>Non-Removeable Transfer Port Cover</p>	 <p>3 Rings w/ Oil Control Ring in Bottom Position</p>

Mercury / Mariner / Force

INLINE 3-CYLINDER DFI PISTONS

Optimax DFI Pistons for Inline 3-Cylinder 75, 90, 115 HP
Mercury / Mariner / Force

These engines use \varnothing 3.630" or 92mm Pistons

75 HP L3-Cyl. OT980000 & Up
90 HP L3-Cyl. OT801000 & Up
115 HP L3-Cyl. OT801000 & Up



Pistons for above engines

<u>GLM Piston No.</u>	<u>Size</u>	<u>OEM Piston No.</u>
24600	\varnothing 92mm	700-879858T08
24610	\varnothing 92mm +.015	700-896961A02
24620	\varnothing 92mm +.030	700-896962A02

all pistons come with rings, pin and retainers



Rings for above \varnothing 2.565" pistons

<u>GLM Ring No.</u>	<u>Size</u>	<u>OEM Ring No.</u>
24670	\varnothing 92mm	39-827179A12
24680	\varnothing 92mm +.015	39-875252A12
24690	\varnothing 92mm +.030	39-875257A12

all rings come 2 to a set



Mercury / Mariner / Force

INLINE 4-CYLINDER CROSSFLOW PISTONS

Crossflow Pistons for Inline 4-Cylinder 30-50 HP (1970-2002) Mercury / Mariner / Force

These engines use \varnothing 2.565" Pistons

30 Jet	L4-Cyl.	Keystone Rings	1998-2002
40 HP	L4-Cyl.	Keystone Rings	1990-1997
45 HP	L4-Cyl.	Keystone Rings	1986-1989
50 HP	L4-Cyl.	Keystone Rings	1970-1985



Pistons for above engines

<u>GLM Piston No.</u>	<u>Size</u>	<u>OEM Piston No.</u>
14370	\varnothing 2.565	780-9229A7
14380	\varnothing 2.565 +.015	780-9229A10
14390	\varnothing 2.565 +.030	N/A

all pistons come with rings, pin and retainers

Rings for above \varnothing 2.565" pistons

<u>GLM Ring No.</u>	<u>Size</u>	<u>OEM Ring No.</u>
14241	\varnothing 2.565	39-18653A12
14251	\varnothing 2.565 +.015	39-18653A1
14261	\varnothing 2.565 +.030	N/A

all rings come 2 to a set

Mercury / Mariner / Force

2 & 3-CYLINDER LOOPCHARGED PISTONS

Loopcharged Pistons for 2 & 3-Cylinder 30-60 HP (1994-2002) Mercury / Mariner / Force

These engines use \varnothing 2.993" (76mm) Pistons

30 HP	2-Cyl.	1994-2002
30 Jet	2-Cyl.	1998-2002
40 HP	2-Cyl.	1994-2002
40 HP	3-Cyl.	1997-2002
50 HP	3-Cyl.	1998-2002
55 HP	3-Cyl.	1998-2002
60 HP	3-Cyl.	1998-2002



Pistons for above engines

<u>GLM Piston No.</u>	<u>Size</u>	<u>OEM Piston No.</u>
14790	\varnothing 2.993	705-850026T3
14800	\varnothing 2.993 +.015	705-850026T2

all pistons come with rings, pin and retainers

Rings for above \varnothing 2.993" pistons

<u>GLM Ring No.</u>	<u>Size</u>	<u>OEM Ring No.</u>
14171	\varnothing 2.993	39-821695A4
14181	\varnothing 2.993 +.015	39-821695A6

all rings come 2 to a set

Mercury / Mariner / Force

INLINE 2, 3, 4 & 6-CYLINDER CROSSFLOW PISTONS

Crossflow Pistons for Inline 2, 3, 4 & 6-Cylinder 35-150 HP (1970-1990) Mercury / Mariner / Force

These engines use $\varnothing 2.875$ " Low Dome Pistons
Low Dome Piston Kits can replace High Dome Piston Kits
and will not affect engines operation.

35 HP	2-Cyl.	1984-1989	80 HP	L4-Cyl.	1978-1983
40 HP	2-Cyl.	1972-1983	85 HP	L4-Cyl.	1973-1977
50 HP	3-Cyl.	1984-1990	90 HP	L6-Cyl.	1978-1986
60 HP	3-Cyl.	1984-1990	115 HP	L6-Cyl.	1984-1988
65 HP	3-Cyl.	1973-1976	135 HP	L6-Cyl.	1970-1971
70 HP	3-Cyl.	1977-1983	140 HP	L6-Cyl.	1978-1980
75 HP	L4-Cyl.	1984-1986	150 HP	L6-Cyl.	1973-1978



Pistons for above engines

<u>GLM Piston No.</u>	<u>Size</u>	<u>OEM Piston No.</u>
14010	$\varnothing 2.875$	774-9137A9, 774-9137A12
14030	$\varnothing 2.875 +.015$	774-9137A10, 774-9137A13
14050	$\varnothing 2.875 +.030$	774-9137A11, 774-9137A14

all pistons come with rings, pin and retainers

Rings for above $\varnothing 2.875$ " pistons

<u>GLM Ring No.</u>	<u>Size</u>	<u>OEM Ring No.</u>
14210	$\varnothing 2.875$	39-817096A6
14220	$\varnothing 2.875 +.015$	39-817096A16
14230	$\varnothing 2.875 +.030$	39-817096A26

all rings come 2 to a set

Mercury / Mariner / Force

3-CYLINDER LOOPCHARGED PISTONS

Loopcharged Pistons for 3-Cylinder 50-60 HP (1998-2002) Mercury / Mariner / Force

These engines use \varnothing 2.955" (75mm) Pistons

50 HP	3-Cyl.	1998-2002
55 HP	3-Cyl.	1998-2002
60 HP	3-Cyl.	1998-2002



Pistons for above engines

<u>GLM Piston No.</u>	<u>Size</u>	<u>OEM Piston No.</u>
14070	\varnothing 2.955	783-9613T1
14080	\varnothing 2.955 +.015	783-9613T2
14090	\varnothing 2.955 +.030	783-9613T3

all pistons come with rings, pin and retainers

Rings for above \varnothing 2.955" pistons

<u>GLM Ring No.</u>	<u>Size</u>	<u>OEM Ring No.</u>
14911	\varnothing 2.955	39-19721A6
14921	\varnothing 2.955 +.015	39-19721A1
14931	\varnothing 2.955 +.030	39-19721A2

all rings come 2 to a set

Mercury / Mariner / Force

INLINE 3 & 4-CYLINDER LOOPCHARGED PISTONS

Loopcharged Pistons for Inline 3 & 4-Cylinder 65-115 HP (1994-2000) Mercury / Mariner / Force

These engines use \varnothing 3.500" Pistons

65 Jet	3-Cyl.	1994-1998
75 HP	3-Cyl.	1994-2000
80 Jet	3-Cyl.	1994-1998
90 HP	3-Cyl.	1994-2000
100 HP	L4-Cyl.	1994-2000
115 HP	L4-Cyl.	1994-2000



Pistons for above engines

<u>GLM Piston No.</u>	<u>Size</u>	<u>OEM Piston No.</u>
14470	\varnothing 3.500	2704-826191T4
14480	\varnothing 3.500 +.015	2704-821896A3
14490	\varnothing 3.500 +.030	2704-821896A4

all pistons come with rings, pin and retainers

Rings for above \varnothing 3.500" pistons

<u>GLM Ring No.</u>	<u>Size</u>	<u>OEM Ring No.</u>
14940	\varnothing 3.500	39-822321A12
14950	\varnothing 3.500 +.015	39-822321A1
14960	\varnothing 3.500 +.030	39-822321A2

all rings come 2 to a set

Mercury / Mariner / Force

INLINE 3 & 4-CYLINDER LOOPCHARGED PISTONS

Loopcharged Pistons for Inline 3 & 4-Cylinder 70-115 HP (1987-1993) Mercury / Mariner / Force

These engines use \varnothing 3.375" Pistons with Rod No. 638-8532-1

70 HP	3-Cyl.	w/ Rod No. 638-8532-1	1987-1989
75 HP	3-Cyl.	w/ Rod No. 638-8532-1	1990-1993
90 HP	3-Cyl.	w/ Rod No. 638-8532-1	1987-1993
100 HP	L4-Cyl.	w/ Rod No. 638-8532-1	1989-1993
115 HP	L4-Cyl.	w/ Rod No. 638-8532-1	1989-1993



Pistons for above engines

<u>GLM Piston No.</u>	<u>Size</u>	<u>OEM Piston No.</u>
14760	\varnothing 3.375	777-9009T13
14770	\varnothing 3.375 +.015	777-9009A6
14780	\varnothing 3.375 +.030	777-9009A7

all pistons come with rings, pin and retainers

Rings for above \varnothing 3.375" pistons

<u>GLM Ring No.</u>	<u>Size</u>	<u>OEM Ring No.</u>
14910	\varnothing 3.375	39-96170A12
14920	\varnothing 3.375 +.015	39-96170A3
14930	\varnothing 3.375 +.030	39-96170A4

all rings come 2 to a set



Mercury / Mariner / Force

INLINE 3 & 4-CYLINDER LOOPCHARGED PISTONS

Loopcharged Pistons for Inline 3 & 4-Cylinder 70-115 HP (1987-1993) Mercury / Mariner / Force

These engines use \varnothing 3.375" Pistons with Rod No. 646-818846

70 HP	3-Cyl.	w/ Rod No. 646-818846	1987-1989
75 HP	3-Cyl.	w/ Rod No. 646-818846	1990-1993
90 HP	3-Cyl.	w/ Rod No. 646-818846	1987-1993
100 HP	L4-Cyl.	w/ Rod No. 646-818846	1989-1993
115 HP	L4-Cyl.	w/ Rod No. 646-818846	1989-1993



Pistons for above engines

<u>GLM Piston No.</u>	<u>Size</u>	<u>OEM Piston No.</u>
14660	\varnothing 3.375	777-815965T4
14670	\varnothing 3.375 +.015	777-815965A5
14680	\varnothing 3.375 +.030	777-815965A6

all pistons come with rings, pin and retainers

Rings for above \varnothing 3.375" pistons

<u>GLM Ring No.</u>	<u>Size</u>	<u>OEM Ring No.</u>
14910	\varnothing 3.375	39-96170A12
14920	\varnothing 3.375 +.015	39-96170A3
14930	\varnothing 3.375 +.030	39-96170A4

all rings come 2 to a set

Mercury / Mariner / Force

60° V6 LOOPCHARGED PISTONS

Loopcharged Pistons for V6 V-105 - V-150 (1979-2000) Mercury / Mariner / Force

These engines use ø 3.125" pistons

V-105 Jet	6-Cyl.	None - 0G760299
V-135	6-Cyl.	0C239553 - 0T178499
V-135	6-Cyl.	0C239553 - 0T178499 w/ Rod No. 644-818141
V-140	Jet	None & Below - 0G760299
V-150	6-Cyl.	0C239553 - 0G760299 w/ Rod No. 644-818141



Pistons for above engines

<u>GLM Piston No.</u>		<u>Size</u>	<u>OEM Piston No.</u>	
Port	Starboard		Port	Starboard
14115	14125	ø 3.125	765-7442T32	765-7441T32
14135	14145	ø 3.125 +.015	765-7444A11	765-7443A11
14155	14165	ø 3.125 +.030	765-7446A11	765-7445T11

all pistons come with rings, pin and retainers

Rings for above ø 3.125" pistons

<u>GLM Ring No.</u>	<u>Size</u>	<u>OEM Ring No.</u>
14240	ø 3.125	39-93481A12
14250	ø 3.125 +.015	39-78918A4
14260	ø 3.125 +.030	39-85636A4

all rings come 2 to a set.



Mercury / Mariner / Force

60° V6 LOOPCHARGED PISTONS

Loopcharged Pistons for V6 V-135 - V-175 (1976-2000) Mercury / Mariner / Force

These engines use \varnothing 3.125" pistons

V-135	6-Cyl.	0A904646 - 0D081999	w/ Rod No. 636-8118
V-150	6-Cyl.	4868998 - 0D081999	w/ Rod No. 636-8118
V-150	XR2	4868998 - 0A904645	
V-175	6-Cyl.	4301235 - 6618750	



Pistons for above engines

<u>GLM Piston No.</u>		<u>Size</u>	<u>OEM Piston No.</u>	
Port	Starboard		Port	Starboard
14110	14120	\varnothing 3.125	765-7442T36	765-7441T36
14130	14140	\varnothing 3.125 +.015	765-7444A12	765-7443A12
14150	14160	\varnothing 3.125 +.030	765-7446T12	765-7445A12

all pistons come with rings, pin and retainers

Rings for above \varnothing 3.125" pistons

<u>GLM Ring No.</u>	<u>Size</u>	<u>OEM Ring No.</u>
14240	\varnothing 3.125	39-93481A12
14250	\varnothing 3.125 +.015	39-78918A4
14260	\varnothing 3.125 +.030	39-85636A4

all rings come 2 to a set.

Mercury / Mariner / Force

60° V6 LOOPCHARGED PISTONS

Loopcharged Pistons for V6 XR4, MAG II, V-175 - V225 (1978-1990) Mercury / Mariner / Force

These engines use \varnothing 3.375" pistons

XR4, MAG II	6-Cyl.	0B242885 - 0D081999	Chrome Rings
V-175	6-Cyl.	0C239553 - 0D081999	Chrome Rings
V-175	6-Cyl.	6618751 - 0C239552	Iron Rings
V-200	6-Cyl.	5624878 - 0C219519	Iron Rings
V-200 EFI	6-Cyl.	0C100861 - 0C999999	Iron Rings
V-220	6-Cyl.	0B117316 & Up	Iron Rings
V-225	6-Cyl.	5628028 & Up	Iron Rings



Pistons for above engines

<u>GLM Piston No.</u>		<u>Size</u>	<u>OEM Piston No.</u>	
Port	Starboard		Port	Starboard
14315 Iron Ring	14325 Iron Ring	\varnothing 3.375	766-8667T41	766-8666T41
14335 Iron Ring	14345 Iron Ring	\varnothing 3.375 +.015	N/A	N/A
14355 Iron Ring	14365 Iron Ring	\varnothing 3.375 +.030	N/A	N/A
14310 Chrome Ring	14320 Chrome Ring	\varnothing 3.375	766-8667T42	766-8666T42
14330 Chrome Ring	14340 Chrome Ring	\varnothing 3.375 +.015	766-8667A43	766-8666A43
14350 Chrome Ring	14360 Chrome Ring	\varnothing 3.375 +.030	N/A	N/A

all pistons come with rings, pin and retainers

Rings for above \varnothing 3.375" pistons

<u>GLM Ring No.</u>	<u>Size</u>	<u>OEM Ring No.</u>	<u>GLM Ring No.</u>	<u>Size</u>	<u>OEM Ring No.</u>
14275 Iron	\varnothing 3.375	39-813011A12	14270 Chrome	\varnothing 3.375	39-18487A12
14285 Iron	\varnothing 3.375 +.015	N/A	14280 Chrome	\varnothing 3.375 +.020	39-815267A4
14295 Iron	\varnothing 3.375 +.030	N/A	14290 Chrome	\varnothing 3.375 +.030	N/A

all rings come 2 to a set.



Mercury / Mariner / Force

60° V6 LOOPCHARGED PISTONS

Loopcharged Pistons for V6 XR2, XR6, MAG III, V-140 - V-200 (1991-2000) Mercury / Mariner / Force

These engines use ø 3.50" pistons

	V-140 Jet	6-Cyl.	0G760300 - 0T178499	
	XR6, MAG III	6-Cyl.	0D082000 - 1B226999	
	150 XRI	6-Cyl.	0D082000 - 0G303045	
	175 XRI	6-Cyl.	0D000750 - 0G303045	
	V-175 (2.5L)	6-Cyl.	0D082000 - 0G960499	
	200 XRI	6-Cyl.	0C291520 - 0G303045	
	V-200 (2.5L)	6-Cyl.	0D082000 - IB226999	
1991 Only	V-200 (2.5L)	6-Cyl.	0C291520 - 0D081999	w/ Rod No. 644-818141
	V-200 EFI	6-Cyl.	0G303046 - 0T408999	w/ Rod No. 644-818141



Pistons for above engines

GLM Piston No.		Size	OEM Piston No.	
Port	Starboard		Port	Starboard
14410	14420	ø 3.50	785-9737T9	785-9738T9
14430	14440	ø 3.50 +.015	785-9737A10	785-9738T10
14450	14460	ø 3.50 +.030	N/A	N/A

all pistons come with 2.0 mm thickness rings, pin and retainers

Rings for above ø 3.500" pistons. Rings 2.0 mm Thickness & 1.5 mm Thickness

GLM Ring No.	Size	OEM Ring No.	GLM Ring No.	Size	OEM Ring No.
14940	2.0 mm ø 3.50	39-822321A12	14970	1.5 mm ø 3.500	39-815515A12
14950	2.0 mm ø 3.50 +.015	39-822321A1	14980	1.5 mm ø 3.500 +.015	39-815268A4
14960	2.0 mm ø 3.50 +.030	39-822321A2	14990	1.5 mm ø 3.500 +.030	N/A

all rings come 2 to a set.

Mercury / Mariner / Force

INLINE 2, 3, 4 & 6-CYL. PISTON KITS & RINGS APPLICATIONS

Model	Country	Serial No. Range	Pistons with Rings & Wrist Pins			Ring Sets		
			STD Piston	.015 Piston	.030 Piston	STD Rings	.015 Rings	.030 Rings
30 (300)	-	1271884-1448139	N.L.A.	N.L.A.	N/A	N.L.A.	N.L.A.	N/A
30 (2-Cyl.) (644cc)	USA	0G053314 & Up	14790	14800	N/A	14171	14181	N/A
30 (2-Cyl.) (430cc)	USA	0G575500 & Up	-	-	N/A	-	-	N/A
30 Jet (4-Cyl.) w/ Square Rings	USA	0C159200-0G589999	14370	14380	14390	14241	14251	14261
30 Jet (4-Cyl.) w/ Keystone Rings	USA	0C159200-0G589999	14370	14380	14390	14241	14251	14261
30 Jet (3-Cyl.)	USA	0G590000 & Up	14790	14800	N/A	14171	14181	N/A
35 (350, 35A)	-	1217222-1960826	-	N.L.A.	N/A	-	N.L.A.	N/A
35 (350)	-	1960827-2874703	N.L.A.	N.L.A.	N/A	N.L.A.	N.L.A.	N/A
35 (2-Cyl.)	USA	6445653 & Up	14010	14030	14050	14210	14220	14230
35 (2-Cyl.)	BEL	9384476 & Up	14010	14030	14050	14210	14220	14230
35 (2-Cyl.)	CAN	7209608 & Up	14010	14030	14050	14210	14220	14230
40 (400) (2-Cyl.)	-	1279685-1476509	N.L.A.	N.L.A.	N/A	N.L.A.	N.L.A.	N/A
40 (40, 402) (2-Cyl.)	USA	3336258-55556229	14010	14030	14050	14210	14220	14230
40 (40, 402) (2-Cyl.)	AUS	8002335-8064749	14010	14030	14050	14210	14220	14230
40 (40, 402) (2-Cyl.)	BEL	3339688-9251455	14010	14030	14050	14210	14220	14230
40 (40, 402) (2-Cyl.)	CAN	3340783-7144762	14010	14030	14050	14210	14220	14230
40 (2-Cyl.)	USA	5556230-0G053313	14010	14030	14050	14210	14220	14230
40 (2-Cyl.)	AUS	8064750 & Up	14010	14030	14050	14210	14220	14230
40 (2-Cyl.)	BEL	9251456 & Up	14010	14030	14050	14210	14220	14230
40 (2-Cyl.)	CAN	7144763 & Up	14010	14030	14050	14210	14220	14230
40 (2-Cyl.) (644cc)	USA	0G053314 & Up	14790	14800	N/A	14171	14181	N/A
40 (3-Cyl.)	USA	0G531301 & Up	14790	14800	N/A	14171	14181	N/A
40 (3-Cyl.)	BEL	9973100 & Up	14790	14800	N/A	14171	14181	N/A
40 (4-Cyl.) w/ Keystone Rings	USA	0C159200 & Up	14370	14380	14390	14241	14251	14261
40 (4-Cyl.) w/ Keystone Rings	BEL	9570790 & Up	14370	14380	14390	14241	14251	14261
45 (450)	-	1476510-1531568	N.L.A.	N.L.A.	N/A	-	-	N/A
45 (4-Cyl.) w/ Keystone Rings	USA	5531630 & Up	14370	14380	14390	14241	14251	14261
45 (4-Cyl.) w/ Keystone Rings	AUS	8063985 & Up	14370	14380	14390	14241	14251	14261
45 (4-Cyl.) w/ Keystone Rings	BEL	9248006 & Up	14370	14380	14390	14241	14251	14261
45 (4-Cyl.) w/ Keystone Rings	CAN	7143688 & Up	14370	14380	14390	14241	14251	14261
50 (500)	USA	1476510-2305100	N.L.A.	N.L.A.	N/A	-	-	N/A
50 (500)	CAN	1755549-2305100	N.L.A.	N.L.A.	N/A	-	-	N/A
50 (50, 500) (4-Cyl.) w/ Keystone Rings	USA	2305151 & Up	14370	14380	14390	14241	14251	14261
50 (50, 500) (4-Cyl.) w/ Keystone Rings	AUS	2863739 & Up	14370	14380	14390	14241	14251	14261
50 (50, 500) (4-Cyl.) w/ Keystone Rings	BEL	9001581 & Up	14370	14380	14390	14241	14251	14261
50 (50, 500) (4-Cyl.) w/ Keystone Rings	CAN	2742142 & Up	14370	14380	14390	14241	14251	14261
50 (3-Cyl.)	USA	6428681-0D000749	14010	14030	14050	14210	14220	14230
50 (3-Cyl.)	BEL	9385111-9683054	14010	14030	14050	14210	14220	14230
50 (3-Cyl.)	CAN	7208333 & Up	14010	14030	14050	14210	14220	14230
50 (3-Cyl.)	USA	0D000750-0G589999	14070	14080	14090	14911	14921	14931
50 (3-Cyl.)	BEL	9683055-9973099	14070	14080	14090	14911	14921	14931
50 (3-Cyl.)	USA	0G590000 & Up	14790	14800	N/A	14171	14181	N/A
50 (3-Cyl.)	BEL	9973100 & Up	14790	14800	N/A	14171	14181	N/A
55 (3-Cyl.)	USA	0D000750-0G589999	14070	14080	14090	14911	14921	14931
55 (3-Cyl.)	BEL	9683055-9973099	14070	14080	14090	14911	14921	14931
55 (3-Cyl.)	USA	0G590000 & Up	14790	14800	N/A	14171	14181	N/A
55 (3-Cyl.)	BEL	9973100 & Up	14790	14800	N/A	14171	14181	N/A
60 (600)	USA	1303411-1542744	N.L.A.	N.L.A.	N/A	-	-	N/A
60 (3-Cyl.)	USA	6428681-0D000749	14010	14030	14050	14210	14220	14230
60 (3-Cyl.)	BEL	9385911-9683054	14010	14030	14050	14210	14220	14230
60 (3-Cyl.)	CAN	720833 & Up	14010	14030	14050	14210	14220	14230
60 (3-Cyl.)	USA	0D000750-0G589999	14070	14080	14090	14911	14921	14931
60 (3-Cyl.)	BEL	9683055-9973099	14070	14080	14090	14911	14921	14931
60 (3-Cyl.)	USA	0G590000 & Up	14790	14800	N/A	14171	14181	N/A
60 (3-Cyl.)	BEL	9973100 & Up	14790	14800	N/A	14171	14181	N/A
65 (650) (4-Cyl.)	-	1542745-2119748	-	N.L.A.	N/A	-	N.L.A.	N/A
65 (650) (4-Cyl.)	-	2119749-3293183	-	N.L.A.	N/A	-	N.L.A.	N/A
65 (650) (3-Cyl.)	USA	3293184-4571651	14010	14030	14050	14210	14220	14230
65 (650) (3-Cyl.)	AUS	8006640-8042349	14010	14030	14050	14210	14220	14230
65 (650) (3-Cyl.)	BEL	9020074-9135824	14010	14030	14050	14210	14220	14230
65 (650) (3-Cyl.)	CAN	7013633-7087822	14010	14030	14050	14210	14220	14230
65 Jet	USA	0D283222 & Up	14470	14480	14490	14940	14950	14960
70 (700) (6-Cyl.)	-	1296411-1566239	N.L.A.	N.L.A.	N/A	-	-	N/A
70 (3-Cyl.)	USA	4571652-6428680	14010	14020	14030	14210	14220	14230
70 (3-Cyl.)	AUS	8042350 & Up	14010	14020	14030	14210	14220	14230
70 (3-Cyl.)	BEL	9135825-9385910	14010	14020	14030	14210	14220	14230
70 (3-Cyl.)	CAN	7087823-7208332	14010	14020	14030	14210	14220	14230
70 (3-Cyl.) w/ Rod No. 638-8532-1	USA	0A996142 & Up	14760	14770	14780	14910	14920	14930



Mercury / Mariner / Force

INLINE 2, 3, 4 & 6-CYL. PISTON KITS & RINGS APPLICATIONS

Model	Country	Serial No. Range	Pistons with Rings & Wrist Pins			Ring Sets		
			STD Piston	.015 Piston	.030 Piston	STD Rings	.015 Rings	.030 Rings
70 (3-Cyl.) w/ Rod No. 638-8532-1	BEL	9483121 & Up	14760	14770	14780	14910	14920	14930
70 (3-Cyl.) w/ Rod No. 646-8188461	USA	0A996142 & Up	14660	14670	14680	14910	14920	14930
70 (3-Cyl.) w/ Rod No. 646-8188461	BEL	9483121 & Up	14660	14670	14680	14910	14920	14930
75 (4-Cyl.)	USA	6432901 & Up	14010	14030	14050	14210	14220	14230
75 (4-Cyl.)	BEL	9393856 & Up	14010	14030	14050	14210	14220	14230
75 (4-Cyl.)	CAN	7208573 & Up	14010	14030	14050	14210	14220	14230
75 (3-Cyl.) w/ Rod No. 638-8532-1	USA	0C222000-0D283221	14760	14770	14780	14910	14920	14930
75 (3-Cyl.) w/ Rod No. 638-8532-1	BEL	9589039-9793576	14760	14770	14780	14910	14920	14930
75 (3-Cyl.) w/ Rod No. 646-818846	USA	0C222000-0D283221	14660	14670	14680	14910	14920	14930
75 (3-Cyl.) w/ Rod No. 646-818846	BEL	9589039-9793576	14660	14670	14680	14910	14920	14930
75 (3-Cyl.)	USA	0D283222 & Up	14470	14480	14490	14940	14950	14960
75 (3-Cyl.)	BEL	9793577 & Up	14470	14480	14490	14940	14950	14960
80 (80, 800) (4-Cyl.)	USA	4831999-6432900	14010	14020	14030	14210	14220	14230
80 (80, 800) (4-Cyl.)	AUS	8050200 & Up	14010	14020	14030	14210	14220	14230
80 (80, 800) (4-Cyl.)	BEL	9177626-9393855	14010	14020	14030	14210	14220	14230
80 (80, 800) (4-Cyl.)	CAN	7110998-7208572	14010	14020	14030	14210	14220	14230
80 Jet	USA	0D283222 & Up	14470	14480	14490	14940	14950	14960
85 (850) (6-Cyl.)	-	1460999-1464848	N.L.A.	N.L.A.	N/A	N.L.A.	N.L.A.	N/A
85 (850) (6-Cyl.)	-	1566240-1766823	-	N.L.A.	N/A	-	N.L.A.	N/A
85 (850) (4-Cyl.)	USA	3493913-4831998	14010	14020	14030	14210	14220	14230
85 (850) (4-Cyl.)	AUS	8005440-8050199	14010	14020	14030	14210	14220	14230
85 (850) (4-Cyl.)	BEL	9011604-9177625	14010	14020	14030	14210	14220	14230
85 (850) (4-Cyl.)	CAN	7010108-7110997	14010	14020	14030	14210	14220	14230
90 (900) (6-Cyl.)	-	1766824-1869775	-	N.L.A.	N/A	-	N.L.A.	N/A
90 (90, 900) (6-Cyl.)	USA	4845301 & Up	14010	14020	14030	14210	14220	14230
90 (90, 900) (6-Cyl.)	AUS	8071020 & Up	14010	14020	14030	14210	14220	14230
90 (90, 900) (6-Cyl.)	CAN	7111698 & Up	14010	14020	14030	14210	14220	14230
90 (3-Cyl.) w/ Rod No. 638-8532-1	USA	0A996142-0D283221	14760	14770	14780	14910	14920	14930
90 (3-Cyl.) w/ Rod No. 638-8532-1	BEL	9483121-9793576	14760	14770	14780	14910	14920	14930
90 (3-Cyl.) w/ Rod No. 646-818846	USA	0A996142-0D283221	14660	14670	14680	14910	14920	14930
90 (3-Cyl.) w/ Rod No. 646-818846	BEL	9483121-9793576	14660	14670	14680	14910	14920	14930
90 (3-Cyl.)	USA	0D283222 & Up	14470	14480	14490	14940	14950	14960
90 (3-Cyl.)	BEL	9793577 & Up	14470	14480	14490	14940	14950	14960
95 (950) (6-Cyl.)	-	1869776-2318585	-	N.L.A.	N/A	-	N.L.A.	N/A
95 (950-E) (6-Cyl.)	-	1869776-2318585	-	N.L.A.	N/A	-	-	N/A
95 (950-E-SS) (6-Cyl.)	-	1869776-2318585	N.L.A.	N.L.A.	N/A	-	-	N/A
100 (1000) (6-Cyl.)	-	1464949-2318585	-	N.L.A.	N/A	-	N.L.A.	N/A
100 (1000 SS)	-	2318586-2836018	N.L.A.	N.L.A.	N/A	-	-	N/A
100 (1000 BP)	-	2399698-3253111	N.L.A.	N.L.A.	N/A	N.L.A.	N.L.A.	N/A
100 (4-Cyl.) w/ Rod No. 638-8532-1	USA	0B209468-0D283221	14760	14770	14780	14910	14920	14930
100 (4-Cyl.) w/ Rod No. 638-8532-1	BEL	9523034-9793576	14760	14770	14780	14910	14920	14930
100 (4-Cyl.) w/ Rod No. 646-818846	USA	0B209468-0D283221	14660	14670	14680	14910	14920	14930
100 (4-Cyl.) w/ Rod No. 646-818846	BEL	9523034-9793576	14660	14670	14680	14910	14920	14930
100 (4-Cyl.)	USA	0D283222 & Up	14470	14480	14490	14940	14950	14960
100 (4-Cyl.)	BEL	9793577 & Up	14470	14480	14490	14940	14950	14960
115 (1150) (6-Cyl.)	-	2839019-3524440	14010	14030	14050	14210	14220	14230
115 (115, 1150) (6-Cyl.)	USA	3525441-5829463	14010	14030	14050	14210	14220	14230
115 (115, 1150) (6-Cyl.)	AUS	8008665-8071134	14010	14030	14050	14210	14220	14230
115 (115, 1150) (6-Cyl.)	CAN	7010763-7171252	14010	14030	14050	14210	14220	14230
115 (6-Cyl.)	USA	5829464 & Up	14010	14030	14050	14210	14220	14230
115 (6-Cyl.)	AUS	8071135 & Up	14010	14030	14050	14210	14220	14230
115 (6-Cyl.)	CAN	7171253 & Up	14010	14030	14050	14210	14220	14230
115 (4-Cyl.) w/ Rod No. 638-8532-1	USA	0C100000-0D283221	14760	14770	14780	14910	14920	14930
115 (4-Cyl.) w/ Rod No. 638-8532-1	BEL	9559771-9793576	14760	14770	14780	14910	14920	14930
115 (4-Cyl.) w/ Rod No. 646-818846	USA	0C100000-0D283221	14660	14670	14680	14910	14920	14930
115 (4-Cyl.) w/ Rod No. 646-818846	BEL	9559771-9793576	14660	14670	14680	14910	14920	14930
115 (4-Cyl.)	USA	0D283222 & Up	14470	14480	14490	14940	14950	14960
115 (4-Cyl.)	BEL	9793577 & Up	14470	14480	14490	14940	14950	14960
125 (1250) (6-Cyl.)	-	2314956-2641954	-	N.L.A.	N/A	-	-	N/A
125 (1250) (6-Cyl.)	-	2641955-3253111	14010	14030	14050	14210	14220	14230
135 (1350) (6-Cyl.)	-	2839369-3293233	14010	14030	14050	14210	14220	14230
140 (1400) (6-Cyl.)	-	3293234-350805	14010	14030	14050	14210	14220	14230
140 (140, 1400) (6-Cyl.)	USA	4865678 & Up	14010	14030	14050	14210	14220	14230
140 (140, 1400) (6-Cyl.)	AUS	8052650 & Up	14010	14030	14050	14210	14220	14230
140 (14000) (6-Cyl.)	CAN	7112773 & Up	14010	14030	14050	14210	14220	14230
150 (1500) (6-Cyl.)	USA	3502806-5327662	14010	14030	14050	14210	14220	14230
150 (1500) (6-Cyl.)	AUS	8005615-8052649	14010	14030	14050	14210	14220	14230
150 (1500) (6-Cyl.)	CAN	7010533-7112772	14010	14030	14050	14210	14220	14230

Mercury / Mariner / Force

60° V6 PISTON KITS & RINGS APPLICATIONS

Model	Country	Serial No. Range	Pistons with Rings & Wrist Pins						Ring Sets		
			Port STD	Port .015	Port .030	Starboard STD	Starboard .015	Starboard .030	STD	.015	.030
V-105 Jet	USA	0D082000 and Up	14115	14135	14155	14125	14145	14165	14240	14250	14260
V-135 w/ Rod No. 636-8118	USA	0A904646-0D081999	14110	14130	14150	14120	14140	14160	14240	14250	14260
V-135 w/ Rod No. 644-818141	USA	0A904646-0D081999	14115	14135	14155	14125	14145	14165	14240	14250	14260
V-135	USA	0D082000 and Up	14115	14135	14155	14125	14145	14165	14240	14250	14260
V-135 DFI	USA	0T178500 and Up	14810	14830	14850	14820	14840	14860	14870	N/A	N/A
V-140 Jet	USA	0D082000-0G303045	14410	14430	14450	14420	14440	14460	14970	14980	14990
V-140 Jet	USA	0G303046 and Up	14410	14430	14450	14420	14440	14460	14970	14980	14990
V-150 w/ Rod No. 636-8118	USA	0A904646-0D081999	14110	14130	14150	14120	14140	14160	14240	14250	14260
V-150 w/ Rod No. 644-818141	USA	0A904646-0D081999	14115	14135	14155	14125	14145	14165	14240	14250	14260
V-150	USA	0D082000 and Up	14115	14135	14155	14125	14145	14165	14240	14250	14260
V-150 DFI	USA	0T178500 and Up	14810	14830	14850	14820	14840	14860	14870	14880	N/A
XR4, MAG II	USA	0C239553-0D081999	14310	14330	14350	14320	14340	14360	14270	14280	14290
XR6, MAG III	USA	0D082000 and Up	14410	14430	14450	14420	14440	14460	14970	14980	14990
V-175	USA	4301235-5393736	14110	14130	14150	14120	14140	14160	14240	14250	14260
V-175	USA	8058870-8064249	14110	14130	14150	14120	14140	14160	14240	14250	14260
V-175	USA	5393737-6618750	14110	14130	14150	14120	14140	14160	14240	14240	14260
V-175	USA	8064250 and Up	14110	14130	14150	14120	14140	14160	14240	14250	14260
V-175	USA	6618751-0C239552	14315	14335	14355	14325	14345	14365	14275	14285	14295
V-175	USA	0C239553-0D081999	14310	14330	14350	14320	14340	14360	14270	14280	14290
V-175	USA	0D082000-0G303045	14410	14430	14450	14420	14440	14460	14970	14980	14990
V-175	USA	0G303046 and Up	14410	14430	14450	14420	14440	14460	14970	14980	14990
V-175 DFI	USA	0T178500 and Up	14810	14830	14850	14820	14840	14860	-	14880	N/A
V-200	USA	4839034-5363917	14315	14335	14355	14325	14345	14365	14275	14285	14295
V-200	USA	5363918-6073191	14315	14335	14355	14325	14345	14365	14275	14285	14295
V-200	USA	8061595-8065672	14315	14335	14355	14325	14345	14365	14275	14285	14295
V-200	USA	6072192-0C291519	14315	14335	14355	14325	14345	14365	14275	14285	14295
V-200 w/ Rod No. 636-8118	USA	0C291520-0D081999	-	-	-	-	-	-	14970	14980	14990
V-200 w/ Rod No. 644-818141	USA	0C291520-0D081999	14410	14430	14450	14420	14440	14460	14970	14980	14990
V-200	USA	0D082000-0G303045	14410	14430	14450	14420	14440	14460	14970	14980	14990
V-200	USA	0G303046 and Up	14410	14430	14450	14420	14440	14460	14970	14980	14990
V-200 DFI	USA	0G386496-0G589999	-	N/A	N/A	-	N/A	N/A	-	N/A	N/A
V-200 DFI	USA	0G590000 and Up	-	N/A	N/A	-	N/A	N/A	-	N/A	N/A
V-220 Laser	USA	0B117316 and Up	14315	14335	14355	14325	14345	14365	14275	14285	14295
V-225 (2.4L)	USA	5628028 and Up	14315	14335	14355	14325	14345	14365	14275	14285	14295
V-225 (3.0L)	USA	0D280813 and Up	-	-	-	-	-	-	-	-	-
V-225 DFI	USA	0G590000 and Up	-	N/A	N/A	-	N/A	N/A	-	N/A	N/A
V-250 (3.4L) w/ Piston Casting No.	USA	0C101891 and Up	-	N/A	N/A	-	N/A	N/A	-	N/A	N/A
V-250 (3.4L) w/ Piston Casting No.	USA	0C101891 and Up	N.L.A.	N/A	N/A	N.L.A.	N/A	N/A	-	N/A	N/A
V-275 (3.4L) w/ Piston Casting No.	USA	0C101891 and Up	-	N/A	N/A	-	N/A	N/A	-	N/A	N/A
V-275 (3.4L) w/ Piston Casting No.	USA	0C101891 and Up	N.L.A.	N/A	N/A	N.L.A.	N/A	N/A	-	N/A	N/A
V-300 (3.4L)	USA	5611648 and Up	N.L.A.	N/A	N/A	N.L.A.	N/A	N/A	-	N/A	N/A



Section 9

Mercury / Mariner / Force Powerhead Bearings and Seals

<i>GLM's Needle & Caged Bearings</i>	116-117
<i>Needle Bearing Identification</i>	118
<i>Powerhead Bearings - Connecting Rod Bearings (Big End)</i>	118
<i>Powerhead Bearings - Center Bearings</i>	119
<i>Bearing Applications</i>	120-124
<i>Crankshaft Bearings, Oil Seals & O-rings</i>	125
<i>Crankshaft Bearings, Oil Seals & O-rings Applications</i>	126-129

Mercury / Mariner / Force

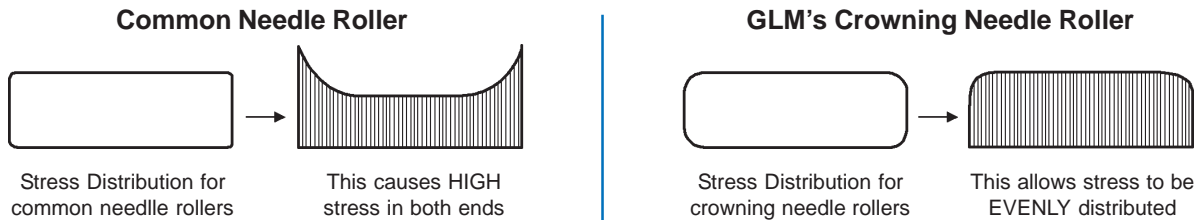
GLM'S NEEDLE & CAGED BEARINGS

They look the same but are NOT the same!

Our needle rollers are mainly supplied by needle roller specialist or OEM manufacturers. The rollers are made of Bearing Steel (SAG 52100) and have been subjected to heat treatment and precision grinding. The hardness is HV700-860 (HRC 60-66). Both ends of our rollers used in marine engines are shaped with a special profile, known as "crowning".

What is Crowning?

Crowning is also known as "controlled contour", or coded as "ZB2". The crowning is to shape both ends, in a .040"-.080" area, to have a parabolic curvature (as the figure below, however it is difficult to see this curvature with the naked eye). The purpose of crowning is to avoid high stress concentration at the end areas of rollers and to ensure even contact stress between rollers and the race. Because the crowning lessens the rollers' maximum stress, it can increase bearing life significantly.



How About the Cages?

Because the cage is constantly subject to friction between rollers and the race, the hardness of each corresponding contact area must be assigned appropriately to achieve optimal bearing life. As a general rule, the roller and surface of the inner and outer races should have higher hardness, HV 700~860 (HRC 60~66), to ensure wear resistance. The hardness of the cage should be slightly less than the rollers. Also, the cage material should be tough enough to avoid cage fracture during high-load, high-speed operation.

To ensure the high-quality heat treatment of the cages, GLM cages use Swiss made, automatic carbonitriding furnace. The strict quality inspection also applied to every production lot to make sure the surface hardness, case depth, and toughness are consistent with the top quality standards.



GLM's Cages use High Quality
Swiss Made Automatic Carbonitriding
Furnace Heat Treatment



Mercury / Mariner / Force

Bearings for the Small End of the Connecting Rod (2-Stroke)

The bearings for the small end of the connecting rod are the key components to transmit the explosion force. To reduce the impact and noise level, the inner diameter of the bearing cage will move against the piston pin that is called the "inner guide". Because the bearing for the small end of the cage is designed as a concave shape, it can reduce weight and also ensure that rollers can easily obtain lubricant. The cage material of these bearings is SCM 415 (JIS) alloy steel that has been subjected to the carbonitriding and heat treatment. The overall bearing structure is high rigidity, allowing it to withstand the impact of high-speed engine. The cage can be copper or silver-plated in order to reduce the friction between the bearing and connecting rod during break-in and increase the life of the bearings.

Bearings for the Big End of the Connecting Rod

Bearings for the big end of the connecting rod rotate around the crankshaft pin in a eccentric motion. Because the centrifugal force is proportional to the square of the rotational speed, the high speed engine application (over 8000 rpm) bearings must have an especially strong cage structure.

Usually GLM's needle bearing roller uses SCM 415/420 (JIS) alloy steel with carbonitriding and heat treatment, same as cage material. It has better fatigue and wear resistance. The cage should be electroplated (with copper or silver) when the bearings for the big end of connection rod are used in engines with maximum speeds of over 8,000 rpm. This plated surface ensures a smooth run-in between the cage and the race. To avoid hydrogen embrittlement, we treat all electroplated bearing cages with a de-hydrogen process after the plating. The cage material of these bearings are STKM-13C or SPCC, and the deviation of the diameter of the roller is 3 micron.

What are the Main Causes of Bearing Failure?

- The cage cracks due to poor manufacturing and non qualified materials.
- The needle rollers fatigue caused by overloading.
- Wear on the rolling surfaces (Piston Pin, Crankshaft & Connecting Rod).
- Abnormal friction or insufficient lubrication causes overheating damage.














Troubleshooting Tips

For wear on the rolling surfaces inspect the following parts; Connecting Rod, Piston Pins and Crankshaft. The big end of the connecting rod surface roughness should be below 0.15Ra. The roughness in the small end of the connecting rods should be below 0.2R. The roundness and cylindricity of the big end of the connecting rods must be within 0.003mm. Parallelism between the big and small end of the connecting rods are 0.0008"/4.0000" for High-speed engine and 0.0025"/4.0000" for normal usage engine.

The Piston Pins surface roughness below 0.15Ra and Crankshaft surface roughness below 0.2Ra. Both parts roundness and cylindricity to be within 0.002mm.

Mercury / Mariner / Force

NEEDLE BEARING IDENTIFICATION

<p>No. 16100 OEM: 29-20046T Diameter \varnothing: 3.22mm Length: 12.80 mm</p> 	<p>No. 16140 OEM: 29-20063 Diameter \varnothing: 3/32" Length: .4375"</p> 	<p>No. 16110 OEM: 29-26815 Diameter \varnothing: 2.35 mm Length: 12.60 mm</p> 
<p>No. 16160 OEM: 29-39656 Diameter \varnothing: 3/32" Length: 1/2"</p> 	<p>No. 16120 OEM: 29-47270 Diameter \varnothing: 3/32" Length: 41/64"</p> 	<p>No. 16130 OEM: 29-47897 Diameter \varnothing: 7/64" Length: 19/32"</p> 
<p>ALL NEEDLE BEARINGS SOLD PER PACK. EACH PACK CONTAINS 200 PCS.</p>		
		
<p>No. 16170 OEM: 29-67483 Diameter \varnothing: 3/32" Length: 51/64"</p> 	<p>No. 16150 OEM: 29-71422-1 Diameter \varnothing: 5/32" Length: 39/64"</p> 	<p>No. 16250 OEM: 29-818391 Diameter \varnothing: 3/32" Length: 59/64"</p> 
<p>No. 16260 OEM: 29-822553 Diameter \varnothing: 3/32" Length: 45/64"</p> 	<p>No. 16185 NEW Diameter \varnothing: 3/32" OEM: N/A Length: 1-1/32"</p> 	<p>No. 16190 OEM: 29-98295 Diameter \varnothing: 3/32" Length: 33/64"</p> 

Mercury / Mariner / Force

POWERHEAD BEARINGS	
Connecting Rod Bearings - Big End	
<p>No. 16200 OEM: 31-17514A1, 31-17514A2</p> <p>Needle Qty:16 Metal Cage</p>  <p style="text-align: center;">ø 1.1825 Journal Size 30mm</p>	<p>No. 16210 OEM: 31-62596A1</p> <p>Needle Qty:16 Metal Cage</p>  <p style="text-align: center;">ø 1.125 Journal Size</p>
<p>No. 16410 OEM: 31-879877A1</p> <p>Needle Qty:16 Metal Cage</p>  <p style="text-align: center;">ø 0.875 Journal Size</p>	<p>No. 16420 OEM: 31-43012A1</p> <p>Needle Qty:16 Metal Cage</p>  <p style="text-align: center;">ø 1.4063 Journal Size</p>
Center Bearings	
<p>No. 22800 OEM: 31-67445</p> <p>Needle Qty:16 Metal Cage</p>  <p style="text-align: center;">ø 1.375 Journal Size</p>	<p>No. 22810 OEM: 31-88269T</p> <p>Needle Qty:16 Plastic Cage</p>  <p style="text-align: center;">ø 2.1875 Journal Size</p>

Mercury / Mariner / Force

BEARING APPLICATIONS

Model	Year	Country	Serial No. Range	Center Bearing	Connecting Rod Bearing Small End	Connecting Rod Bearing Big End
3.5	1983-85	USA	6202173 and Up	N/A	N.L.A.	16110
3.6	1980-82	USA	5404657 and Up	N/A	N.L.A.	16110
3.6	1980-82	BEL	9252831 and Up	N/A	N.L.A.	16110
3.6	1980-82	CAN	7145388 and Up	N/A	N.L.A.	16110
3.9 (39) (1-Cyl.)	1964-68	-	16655013-2498135	N/A	N.L.A.	16110
4 (40) (1-Cyl.)	1969-74	USA	2498136-4107219	N/A	N.L.A.	16110
4 (40) (1-Cyl.)	1972-74	AUS	3306257-8026439	N/A	N.L.A.	16110
4 (40) (1-Cyl.)	1972-74	BEL	9000306-9072178	N/A	N.L.A.	16110
4 (40) (1-Cyl.)	1972-74	CAN	3305152-7045757	N/A	N.L.A.	16110
4 (1-Cyl.)	1982-86	USA	5595532 and Up	N/A	N.L.A.	16110
4 (1-Cyl.)	1982-86	AUS	8068065 and Up	-	-	-
4 (1-Cyl.)	1982-86	BEL	9258281 and Up	N/A	N.L.A.	16110
4 (1-Cyl.)	1982-86	CAN	7147238 and Up	N/A	N.L.A.	16110
4 (1-Cyl.)	1987-88	USA	0A809601 and Up	N/A	-	-
4 (1-Cyl.)	1987-88	BEL	9477830 and Up	N/A	-	-
4 (40) (2-Cyl.) (Gnat)	1976-79	BEL	9075839-9256980	-	N.L.A.	-
4 (40) (2-Cyl.) (Gnat)	1976-79	CAN	7085673-7146487	-	N.L.A.	-
4 (40) (2-Cyl.)	1980-81	USA	5589202 and Up	-	N.L.A.	-
4 (40) (2-Cyl.)	1980-81	AUS	8065265 and Up	-	N.L.A.	-
4 (40) (2-Cyl.)	1980-81	BEL	9256981 and Up	-	N.L.A.	-
4 (40) (2-Cyl.)	1980-81	CAN	7146488 and Up	-	N.L.A.	-
4.5 (1-Cyl.)	1975-79	USA	4107220 and Up	N/A	N.L.A.	16110
4.5 (1-Cyl.)	1975-79	AUS	8026540 and Up	N/A	N.L.A.	16110
4.5 (1-Cyl.)	1975-79	BEL	9072179 and Up	N/A	N.L.A.	16110
4.5 (1-Cyl.)	1975-79	CAN	7045758 and Up	N/A	N.L.A.	16110
4.5 (1-Cyl.)	1980-85	USA	5595532 and Up	N/A	N.L.A.	16110
4.5 (1-Cyl.)	1980-85	AUS	8068065 and Up	N/A	N.L.A.	16110
4.5 (1-Cyl.)	1980-85	BEL	9258281 and Up	N/A	N.L.A.	16110
4.5 (1-Cyl.)	1980-85	CAN	7147238 and Up	N/A	N.L.A.	16110
5 (1-Cyl.)	1987-89	USA	0A809601 and Up	N/A	-	-
5 (1-Cyl.)	1987-89	BEL	9477830 and Up	N/A	-	-
6 (60)	1966-68	-	1916139-2529894	N/A	-	-
6	1986-93	USA	0A197112 and Up	-	-	-
6	1986-93	BEL	9461526 and Up	-	-	-
7.5 (75)	1969-78	USA	2529895-5226934	N/A	N.L.A.	16110
7.5 (75)	1974-77	AUS	8015315-8058019	N/A	N.L.A.	16110
7.5 (75)	1974-77	BEL	9043194-9219255	N/A	N.L.A.	16110
7.5 (75)	1974-77	CAN	7028598-7136037	N/A	N.L.A.	16110
7.5	1979-86	USA	5206550 and Up	N/A	N.L.A.	16110
7.5	1979-86	AUS	8057545 and Up	N/A	N.L.A.	16110
7.5	1979-86	BEL	9217756 and Up	N/A	N.L.A.	16110
7.5	1979-86	CAN	7125388 and Up	N/A	N.L.A.	16110
8	1986-93	USA	0A197112 and Up	-	-	-
8	1986-93	BEL	9461526 and Up	-	-	-
9.8	1979-85	USA	5206550 and Up	N/A	N.L.A.	16110
9.8	1979-85	AUS	8057545 and Up	N/A	N.L.A.	16110
9.8	1979-85	BEL	9217756 and Up	N/A	N.L.A.	16110
9.8	1979-85	CAN	7127388 and Up	N/A	N.L.A.	16110
9.8 (110)	1963-77	USA	1470349-5206549	N/A	N.L.A.	16110
9.8 (110)	1974-77	AUS	8015040-8057544	N/A	N.L.A.	16110
9.8 (110)	1974-77	BEL	9041439-9217755	N/A	N.L.A.	16110
9.8 (110)	1974-77	CAN	7027323-7125387	N/A	N.L.A.	16110
9.9	1986-93	USA	0A197112-0G112449	-	-	-
9.9	1986-93	BEL	9461526-9831799	-	-	-
9.9	1994-98	USA	0G112450 and Up	-	-	-
9.9	1994-98	BEL	9831800 and Up	-	-	-
10 (100)	1960-62	-	1290910	N.L.A.	16140	16100
10 (Marathon XR10, Sea Pro)	1990-93	USA	0D038000 and Up	-	-	-
10 (Marathon XR10, Sea Pro)	1990-93	BEL	9596000 and Up	-	-	-
15 (150)	1960-62	-	1290910-1499331	N.L.A.	16140	16100
15	1988-93	USA	0B292414 and Up	-	-	-
15	1988-93	BEL	9542620 and Up	-	-	-
15 (Export Sea Pro)	1994-96	USA	0G044365-0G202749	-	16190	16410
15 (Export Sea Pro)	1994-96	USA	0G202750 and Up	-	16190	16410
15 (Sea Pro)	1997-98	USA	0G438000 and Up	-	-	-
15 (Sea Pro)	1997-98	BEL	9927000 and Up	-	-	-
15 (Marathon Sea Pro)	1997-98	BEL	9927000 and Up	-	16190	16410
15 (Super)	1994-98	USA	0B238464-0G202749	-	16190	16410
15 (Super)	1994-98	BEL	9507381-9855586	-	16190	16410
15 (Super)	1994-98	USA	0G202750 and Up	-	16190	16410
15 (Super)	1994-98	BEL	9855587 and Up	-	16190	16410
18	1980-83	USA	5837437-6239752	-	16140	16410
18	1980-83	BEL	9308306-9378115	-	16140	16410
18	1980-83	CAN	7173723-7200762	-	16140	16410
18	1980-83	USA	6239753-6416711	-	16190	16410
18	1980-83	BEL	7200763-7207856	-	16190	16410
18	1983 1/2	USA	6416712-6443972	-	16190	16410
18	1983 1/3	BEL	9378115-9415100	-	16190	16410



Mercury / Mariner / Force

BEARING APPLICATIONS

Model	Year	Country	Serial No. Range	Center Bearing	Connecting Rod Bearing Small End	Connecting Rod Bearing Big End
18	1983 1/2	CAN	7207857-7209532	-	16190	16410
18 (18XD)	1984-85	USA	6443973-0B114230	-	16190	16410
18 (18XD)	1984-85	BEL	9378151-9467987	-	16190	16410
18 (18XD)	1984-85	CAN	7209533-0A719660	-	16190	16410
18 XD	1984-85	USA	0B114231 and Up	-	16190	16410
18 XD	1984-85	BEL	9467988 and Up	-	16190	16410
18 XD	1984-85	CAN	0A719661 and Up	-	16190	16410
20 (200)	1963-65	-	1558310-2296266	N/A	16140	16100
20 (200, 20)	1968-69	USA	2296267 and Up	N/A	16140	16100
20 (200, 20)	1973-77	AUS	8006265 and Up	N/A	16140	16100
20 (200, 20)	1973-77	BEL	9016254 and Up	N/A	16140	16100
20 (200, 20)	1973-77	CAN	7012358 and Up	N/A	16140	16100
20 (20XD) (2-Cyl.)	1986-87	USA	6443973-0B114230	-	16190	16410
20 (20XD) (2-Cyl.)	1986-87	BEL	9415101-9467987	-	16190	16410
20 (20XD) (2-Cyl.)	1986-87	CAN	7209533-0A719660	-	16190	16410
20 (20XD) (2-Cyl.)	1986-87	USA	0B114231 and Up	-	16190	16410
20 (20XD) (2-Cyl.)	1986-87	BEL	9467988 and Up	-	16190	16410
20 (20XD) (2-Cyl.)	1986-87	CAN	0A719661 and Up	-	16190	16410
20 (20)	1988-94	USA	0B238464-0D116955	-	16190	16410
20 (20)	1988-94	BEL	9507381 and Up	-	16190	16410
20 (20)	1988-94	CAN	0A730007 and Up	-	16190	16410
20 (20)	1988-94	USA	0D116956-0D117955	-	16190	16410
20 (20)	1988-94	USA	0D117956 and Up	-	16190	16410
20 (20, 20 Jet) (2-Cyl.)	1994-98	USA	0G044027-0G202749	-	16190	16410
20 (20, 20 Jet) (2-Cyl.)	1994-98	BEL	9807909-9855586	-	16190	16410
20 (20, 20 Jet) (2-Cyl.)	1994-98	USA	0G202750 and Up	-	16190	16410
20 (20, 20 Jet) (2-Cyl.)	1994-98	BEL	9855587 and Up	-	16190	16410
25	1980-83	USA	5705532-6241936	-	16140	16410
25	1980-83	BEL	9315316-9369470	-	16140	16410
25	1980-83	CAN	7166928-7201892	-	16140	16410
25 (2-Cyl.)	1983 1/2	USA	6241937-6443972	-	16140	16410
25 (2-Cyl.)	1983 1/2	BEL	9369471-9415100	-	16140	16410
25 (2-Cyl.)	1983 1/2	CAN	7201893-7209532	-	16140	16410
25 (XD)	1984-87	USA	6446973-0B114230	-	16190	16410
25 (XD)	1984-87	BEL	9415101-9467987	-	16190	16410
25 (XD)	1984-87	CAN	7209533-0A719660	-	16190	16410
25 (XD)	1988-94	USA	0B114231 and Up	-	16190	16410
25 (XD)	1988-94	BEL	9467988 and Up	-	16190	16410
25 (XD)	1988-94	CAN	0A719661 and Up	-	16190	16410
25 (25, 25 Sea Pro, 25 Marathon)	1988-94	USA	0B238464-0D116955	-	16190	16410
25 (25, 25 Sea Pro, 25 Marathon)	1988-94	BEL	9507381-9855586	-	16190	16410
25 (25, 25 Sea Pro, 25 Marathon)	1988-94	CAN	0A730007 and Up	-	16190	16410
25 (25, 25 Sea Pro, 25 Marathon)	1988-94	USA	0D116956-0D117955	-	16190	16410
25 (25, 25 Sea Pro, 25 Marathon)	1988-94	USA	0D117956-0G202749	-	16190	16410
25 (25, 25 Sea Pro, 25 Marathon)	1994-98	USA	0G202750 and Up	-	16190	16410
25 (25, 25 Sea Pro, 25 Marathon)	1994-98	BEL	9855587 and Up	-	16190	16410
25 (Lightning Export) (3-Cyl.)	1997	USA	0E268781 and Up	-	-	-
25 (250)	1959-61	-	1290910-1499331	N/A	16140	16100
30 (300)	1959-61	-	1271884-1448139	16100	16140	16100
30 (2-Cyl.) (644cc)	1994-98	USA	0G053314-0G589999	-	16120	16200
30 (2-Cyl.) (644cc)	1994-98	USA	0G590000 and Up	-	16120	16200
30 (430cc, Lightning Export) (3-Cyl.)	1997-98	USA	0G575500 and Up	-	-	-
30 (Jet) (4-Cyl.)	1994-97	-	0C159200 and Up	16150	16140	16100
30 (Jet) (3-Cyl.)	1998	-	0G590000 and Up	-	16120	16200
35 (350, 35A)	1959-61	-	1217222-1448139	16100	16140	16100
35 (350) (2-Cyl.)	1963-65	-	1571114-1898815	N/A	16160	16130
35 (350) (2-Cyl.)	1965 1/2	-	1898815 and Up	N/A	16160	16130
35 (350) (2-Cyl.)	1966-69	-	1960827-2097279	N/A	16160	16130
35 (350) (2-Cyl.)	1966-69	-	2097832-2258863	N/A	16160	16130
35 (350) (2-Cyl.)	1966-69	-	2097832-2258863	N/A	16160	16130
35 (350) (2-Cyl.)	1966-69	-	2300962-2874703	N/A	16160	16130
35 (2-Cyl.)	1984-86	USA	6445653-0B110788	N/A	16120	16210
35 (2-Cyl.)	1984-86	BEL	9384476 and Up	N/A	16120	16210
35 (2-Cyl.)	1984-86	CAN	7209608 and Up	N/A	16120	16210
40 (400 E, 400M) (4-Cyl.)	1960-81	-	1279685-1367697	16100	16140	16100
40 (400E-1, 400M-1) (4-Cyl.)	1960-81	-	1384806-1476509	16100	16140	16100
40 (400) (2-Cyl.)	1970-71	-	2874704-3045259	N/A	16120	16210
40 (400) (2-Cyl.)	1970-71	-	3045260-3336257	N/A	16120	16210
40 (402)	1972-74	USA	3336258-4117709	N/A	16120	16210
40 (402)	1972-74	AUS	8002335-8027439	N/A	16120	16210
40 (402)	1972-74	BEL	3339688-9076838	N/A	16120	16210
40 (402)	1972-74	CAN	3340783-7047607	N/A	16120	16210
40 (402, 40)	1975-77	USA	4117710-5556229	N/A	16120	16210
40 (402, 40)	1975-77	AUS	8027440-8064749	N/A	16120	16210
40 (402, 40)	1975-77	BEL	9076839-9251455	N/A	16120	16210
40 (402, 40)	1975-77	CAN	7047608-7144762	N/A	16120	16210
40 (2-Cyl.)	1980-83	USA	5556230 and Up	N/A	16120	16210
40 (2-Cyl.)	1980-83	AUS	8064750 and Up	N/A	16120	16210

Mercury / Mariner / Force

BEARING APPLICATIONS

Model	Year	Country	Serial No. Range	Center Bearing	Connecting Rod Bearing Small End	Connecting Rod Bearing Big End
40 (2-Cyl.)	1980-83	BEL	9251456 and Up	N/A	16120	16210
40 (2-Cyl.)	1980-83	CAN	7144763 and Up	N/A	16120	16210
40 (2-Cyl.)	1994-98	USA	0G053314 and Up	-	16120	16200
40 (3-Cyl.)	1997-98	USA	0G531301 and Up	-	16120	16200
40 (3-Cyl.)	1997-98	BEL	9973100 and Up	-	16120	16200
40 (4-Cyl.)	1989 & Up	USA	0C159200 and Up	16150	16140	16100
40 (4-Cyl.)	1989 & Up	BEL	9570790 and Up	16150	16140	16100
45 (450)	1987-89	-	1476510 and Up	16100	16140	16100
45 (4-Cyl.)	1986	USA	5531630 and Up	16150	16140	16100
45 (4-Cyl.)	1986	AUS	8063985 and Up	16150	16140	16100
45 (4-Cyl.)	1986	BEL	9248006 and Up	16150	16140	16100
45 (4-Cyl.)	1986	CAN	7143688 and Up	16150	16140	16100
45 Jet	1996-87	USA	0D000750-0G589999	-	16120	16200
45 Jet (59 CID) (3-Cyl.)	1998	USA	0G590000 and Up	-	16120	16200
50 (500)	1961-63	-	1421113-1755548	16100	16140	16100
50 (500)	1965-67	USA	1770179-2305100	16100	16140	16100
50 (500)	1965-67	BEL	1755549-2305100	16100	16140	16100
50 (500, 50)	1968-74	USA	2305151-5193253	16100	16140	16100
50 (500, 50)	1971-74	AUS	2863739-8057394	16100	16140	16100
50 (500, 50)	1971-74	BEL	9001581-9217255	16100	16140	16100
50 (500, 50)	1971-74	CAN	2742142-7116222	16100	16140	16100
50	1976-79	USA	5193259-5531629	16150	16140	16100
50	1976-79	AUS	8057395-8063984	16150	16140	16100
50	1976-79	BEL	9217256-9248005	16150	16140	16100
50 (4-Cyl.)	1980-85	USA	5531630 and Up	16150	16140	16100
50 (4-Cyl.)	1980-85	AUS	8063985 and Up	16150	16140	16100
50 (4-Cyl.)	1980-85	BEL	9248006 and Up	16150	16140	16100
50 (4-Cyl.)	1980-85	CAN	7143688 and Up	16150	16140	16100
50 (3-Cyl.)	1991-95	USA	0D000750-0G589999	-	16120	16200
50 (3-Cyl.)	1991-95	BEL	9683055-9973099	-	16120	16200
50 (3-Cyl.)	1998	USA	0G590000 and Up	-	16120	16200
50 (3-Cyl.)	1998	BEL	9973100 and Up	-	16120	16200
50 (3-Cyl.)	1986-87	USA	6428681-0D000749	16150	16120	16210
50 (3-Cyl.)	1986-87	BEL	9385911-9683054	16150	16120	16210
50 (3-Cyl.)	1986-87	CAN	7208333 and Up	16150	16120	16210
55 (3-Cyl.)	1996	USA	0D000750-0G589999	-	16120	16200
55 (3-Cyl.)	1996	BEL	9741042-9973099	-	16120	16200
55 (3-Cyl.)	1998	USA	0G590000 and Up	-	16120	16200
55 (3-Cyl.)	1998	BEL	9973100 and Up	-	16120	16200
60 (600)	1960	-	1303411-1542744	16150	16140	16100
60 (3-Cyl.)	1984-87	USA	6428681-0D000749	16150	16120	16210
60 (3-Cyl.)	1984-87	BEL	9385911-9683054	16150	16120	16210
60 (3-Cyl.)	1984-87	CAN	7208333 and Up	16150	16120	16210
60 (3-Cyl.)	1991-95	USA	0D000750-0G589999	-	16120	16200
60 (3-Cyl.)	1991-95	BEL	9683055-9973099	-	16120	16200
60 (59 CID) (3-Cyl.)	1998	USA	0G590000 and Up	-	16120	16200
60 (59 CID) (3-Cyl.)	1998	BEL	9973100 and Up	-	16120	16200
65 (650) (4-Cyl.)	1963-64	-	1542745-1765043	16150	16160	16130
65 (650) (4-Cyl.)	1965-66	-	1765044-2119748	16150	16160	16130
65 (650) (4-Cyl.)	1967	-	2119749-2309310	16150	16160	16130
65 (650) (4-Cyl.)	1968-71	-	2309311-3293183	16150	16160	16130
65 (650) (3-Cyl.)	1973-76	-	3293184-4571651	16150	16120	16210
65 (650) (3-Cyl.)	1973-75	-	8006640-8042349	16150	16120	16210
65 (650) (3-Cyl.)	1973-76	-	9020074-9135824	16150	16120	16210
65 (650) (3-Cyl.)	1973-76	-	7013633-7087822	16150	16120	16210
65 Jet	1994-98	USA	0D283222 and Up	-	16250	16420
65 Jet	1994-98	BEL	9793577 and Up	-	16250	16420
70 (700) (6-Cyl.)	1960-61	-	1296411-1566239	16150	16140	16100
70 (3-Cyl.)	1977-79	USA	4571652-5579016	16150	16120	16210
70 (3-Cyl.)	1977-79	AUS	8042350-8065064	16150	16120	16210
70 (3-Cyl.)	1977-79	BEL	9135825-9255130	16150	16120	16210
70 (3-Cyl.)	1977-79	CAN	7087823-7145937	16150	16120	16210
70 (3-Cyl.)	1980-83	USA	5579017-6428680	16150	16120	16210
70 (3-Cyl.)	1980-83	AUS	8065065 and Up	16150	16120	16210
70 (3-Cyl.)	1980-83	BEL	9255131-9385910	16150	16120	16210
70 (3-Cyl.)	1980-83	CAN	7145938-7208332	16150	16120	16210
70 (3-Cyl.) Rod No. 938-8532-1	1987	USA	0A996142 and Up	-	16185	16420
70 (3-Cyl.) Rod No. 938-8532-1	1987	BEL	9483121 and Up	-	16185	16420
70 (3-Cyl.) Rod No. 638-818846	1987	USA	0A996142 and Up	-	16250	16420
70 (3-Cyl.) Rod No. 638-818846	1987	BEL	9483121 and Up	-	16250	16420
75 (4-Cyl.)	1984-88	USA	6432901 and Up	16150	16120	16210
75 (4-Cyl.)	1984-88	BEL	9393856 and Up	16150	16120	16210
75 (4-Cyl.)	1984-88	CAN	7208573 and Up	16150	16120	16210
75 (3-Cyl.) Rod No. 638-8532-1	1990-93	USA	0C222000-0D283221	-	16185	16420
75 (3-Cyl.) Rod No. 638-8532-1	1990-93	BEL	9589039-9793576	-	16185	16420
75 (3-Cyl.) Rod No. 638-818846	1990-93	USA	0C222000-0D283221	-	16250	16420
75 (3-Cyl.) Rod No. 638-818846	1990-93	BEL	9589039-9793576	-	16250	16420



Mercury / Mariner / Force

BEARING APPLICATIONS

Model	Year	Country	Serial No. Range	Center Bearing	Connecting Rod Bearing Small End	Connecting Rod Bearing Big End
75 (3-Cyl.)	1994-98	USA	0D283222 and Up	-	16250	16420
75 (3-Cyl.)	1994-98	BEL	9793577 and Up	-	16250	16420
80 (800) (6-Cyl.)	1960-61	-	1335465-1566239	16150	16160	16130
80 (800) (4-Cyl.)	1969-72	-	2559001-2670574	16150	16120	16210
80 (800) (4-Cyl.)	1969-72	-	2783253-3493912	16150	16120	16210
80 (80, 800) (4-Cyl.)	1978-79	USA	4831999-5582561	16150	16120	16210
80 (80, 800) (4-Cyl.)	1978-79	AUS	8050200-8067014	16150	16120	16210
80 (80, 800) (4-Cyl.)	1978-79	BEL	9177626-9256130	16150	16120	16210
80 (80, 800) (4-Cyl.)	1978-79	CAN	7110998-7146212	16150	16120	16210
80 (80) (4-Cyl.)	1980-83	USA	5582562-6432900	16150	16120	16210
80 (80) (4-Cyl.)	1980-83	AUS	8067015 and Up	16150	16120	16210
80 (80) (4-Cyl.)	1980-83	BEL	9256131-9393855	16150	16120	16210
80 (80) (4-Cyl.)	1980-83	CAN	7146213-7208572	16150	16120	16210
80 (3-Cyl.) Rod No. 638-8532-1	1987	USA	0A996142-0C221999	-	16185	16420
80 (3-Cyl.) Rod No. 638-8532-1	1987	BEL	9483121-9589038	-	16185	16420
80 (3-Cyl.) Rod No. 646-818846	1987	USA	0A996142-0C221999	-	16250	16420
80 (3-Cyl.) Rod No. 646-818846	1987	BEL	9483121-9589038	-	16250	16420
80 Jet	1994-98	USA	0D283222 and Up	-	16250	16420
80 Jet	1994-98	BEL	9793577 and Up	-	16250	16420
85 (850, 76 CID) (6-Cyl.)	1963-64	-	1460999-1464848	16150	16160	16130
85 (850, 90 CID) (6-Cyl.)	1963-64	-	1566240-1766823	16150	16160	16130
85 (850) (4-Cyl.)	1973-77	USA	3493913-3865694	16150	16120	16210
85 (850) (4-Cyl.)	1973-77	AUS	8005440-8017139	16150	16120	16210
85 (850) (4-Cyl.)	1973-77	BEL	9011604-9053363	16150	16120	16210
85 (850) (4-Cyl.)	1973-77	CAN	7010108-7033027	16150	16120	16210
85 (850) (4-Cyl.)	1973-77	USA	3865695-4831998	16150	16120	16210
85 (850) (4-Cyl.)	1973-77	AUS	8017140-8050199	16150	16120	16210
85 (850) (4-Cyl.)	1973-77	BEL	9053364-9177625	16150	16120	16210
85 (850) (4-Cyl.)	1973-77	CAN	7033028-7110997	16150	16120	16210
90 (900) (6-Cyl.)	1965	-	1766824-1850448	16150	16160	16130
90 (900) (6-Cyl.)	1965	-	1850449-1869775	16150	16160	16130
90 (90, 900) (6-Cyl.)	1978-79	USA	4845301-5594656	16150	16120	16210
90 (90, 900) (6-Cyl.)	1978-79	CAN	7111698-8060694	16150	16120	16210
90 (90) (6-Cyl.)	1980-83	USA	5594657 and Up	16150	16120	16210
90 (90) (6-Cyl.)	1980-83	AUS	8071020 and Up	16150	16120	16210
90 (90) (6-Cyl.)	1980-83	CAN	7147088 and Up	16150	16120	16210
90 (3-Cyl.) Rod No. 638-8532-1	1987	USA	0A996142-0D283221	-	16185	16420
90 (3-Cyl.) Rod No. 638-8532-1	1987	BEL	9483121-9793576	-	16185	16420
90 (3-Cyl.) Rod No. 646-818846	1987	USA	0A996142-0D283221	-	16250	16420
90 (3-Cyl.) Rod No. 646-818846	1987	BEL	9483121-9793576	-	16250	16420
90 (90) (3-Cyl.)	1994-98	USA	0D283222 and Up	-	16250	16420
90 (90) (3-Cyl.)	1994-98	BEL	9793577 and Up	-	16250	16420
95 (950E) (6-Cyl.)	1966-67	-	1869776-2318585	16150	16160	16130
95 (950E-SS)	1966-67	-	1869776-2318585	16150	16160	16130
95 (950E-SS-1)	1966-67	-	1869776-2318585	16150	16160	16130
100 (1000)	1964-65	-	1464949-2318585	16150	16160	16130
100 (1000SS)	1968-69	-	2318586-2836018	16150	16160	16130
100 (1000BP)	1968	-	2399698-2641854	16150	16160	N.L.A.
100 (1000BP)	1969	-	2641855-3253111	N.L.A.	16120	16210
110 (1100E)	1966-67	-	1870204-2314955	16150	16160	16130
110 (1100E-SS)	1966-67	-	1870204-2314955	16150	16160	16130
110 (1100E-SS-1)	1966-67	-	1870204-2314955	16150	16160	16130
105 Jet	1996 & Up	-	0D082000 and Up	-	16260	16200
115 (1150)	1970-72	-	2836019-3525440	16150	16120	16210
115 (1150, 115)	1973-79	USA	3525441-5600966	16150	16120	16210
115 (1150, 115)	1973-79	AUS	8008665-8061269	16150	16120	16210
115 (1150, 115)	1973-79	CAN	7010763-7147987	16150	16120	16210
115 (6-Cyl.)	1980	USA	5600967-6262960	16150	16120	16210
115 (6-Cyl.)	1980	AUS	8067340 and Up	16150	16120	16210
115 (6-Cyl.)	1980	CAN	7147988-7200642	16150	16120	16210
115 (6-Cyl.)	1984-88	USA	6262961-0C099999	16150	16120	16210
115 (6-Cyl.)	1984-88	CAN	7200643 and Up	16150	16120	16210
115 (4-Cyl.) Rod No. 638-8532-1	1988-93	USA	0C100000 and Up	-	16185	16420
115 (4-Cyl.) Rod No. 638-8532-1	1988-93	BEL	9559771 and Up	-	16185	16420
115 (4-Cyl.) Rod No. 646-818846	1989-93	USA	0C100000 and Up	-	16250	16420
115 (4-Cyl.) Rod No. 646-818846	1989-93	BEL	9559771 and Up	-	16250	16420
115 (4-Cyl.)	1994-98	USA	0D283222 and Up	-	16250	16420
115 (4-Cyl.)	1994-98	BEL	9793577 and Up	-	16250	16420
125 (1250, 1250BP)	1968-69	-	2314956-2641954	16150	16120	16210
125 (1250BP)	1969	-	2641955-3253111	16150	16120	16210
125 (4-Cyl.)	1994-98	USA	0D283222 and Up	-	16250	16420
125 (4-Cyl.)	1994-98	BEL	9793577 and Up	-	16250	16420
135 (1350)	1970-71	-	2839369-3293233	16150	16120	16210
1400	1972	-	3293234-3502805	16150	16120	16210
1400-140	1978-79	USA	4865678 and Up	16150	16120	16210
1400-140	1978-79	AUS	8052650 and Up	16150	16120	16210
1400-140	1978-79	CAN	7112773 and Up	16150	16120	16210

Mercury / Mariner / Force

CRANKSHAFT BEARINGS, OIL SEALS & O-RINGS

Crankshaft Bearings

No. 21840

OEM: 30-63326T



No. 21860

OEM: 30-63742T



No. 21622

OEM: 30-43011T



No. 21623

OEM: 30-67923T



No. 21624

OEM: 30-88268T



No. 21626

OEM: 30-64424T



No. 21627

OEM: 30-62567T



Crankshaft Oil Seals

No. 85040

OEM: 26-16977



No. 85015

OEM: 26-66301



No. 85010

OEM: 26-41953



No. 85090

OEM: 26-43993



No. 85014

OEM: 26-54815



No. 85460

OEM: 26-56397



No. 85022

OEM: 26-864319



No. 85012

OEM: 26-815449




No. 85013

OEM: 26-830898



Crankshaft O-rings

GLM No.	OEM No.	GLM No.	OEM No.
82340	25-20081	80440	25-64966
82280	25-20826	80410	25-67206
82310	25-20863	80430	25-67207
82360	25-31305	80330	25-823683
80420	25-32546	41370*	25-858225
81430	25-54029	81540	25-88955
80350	25-62457	81500	25-89224
81520	25-62700	81390	25-90011
81530	25-89497	82390	25-47254



* Square Ring

Mercury / Mariner / Force

CRANKSHAFT BEARINGS, OIL SEALS & O-RING APPLICATIONS

Model	Year	Country	Serial No. Range	Upper				Lower			
				Ball Brg.	Roller Brg.	O-ring	Oil Seal	Ball Brg.	O-ring	Top Seal	Bot. Seal
3.5	1983-85	USA	6202173 and Up	-	-	82310	-	-	N/A	85460	N/A
3.6	1980-82	USA	5404657 and Up	-	-	82310	-	-	N/A	85460	N/A
3.6	1980-82	BEL	9252831 and Up	-	-	82310	-	-	N/A	85460	N/A
3.6	1980-82	CAN	7145388 and Up	-	-	82310	-	-	N/A	85460	N/A
3.9 (39) (1-Cyl.)	1964-68	-	16655013-2498135	-	-	82310	-	-	N/A	-	N/A
4 (40) (1-Cyl.)	1969-74	USA	2498136-4107219	-	-	82310	-	-	N/A	-	N/A
4 (40) (1-Cyl.)	1972-74	AUS	3306257-8026439	-	-	82310	-	-	N/A	85460	N/A
4 (40) (1-Cyl.)	1972-74	BEL	9000306-9072178	-	-	82310	-	-	N/A	85460	N/A
4 (40) (1-Cyl.)	1972-74	CAN	3305152-7045757	-	-	82310	-	-	N/A	85460	N/A
4 (1-Cyl.)	1982-86	USA	5595532 and Up	-	-	82310	-	-	N/A	85460	N/A
4 (1-Cyl.)	1982-86	AUS	8068065 and Up	-	-	82310	-	-	N/A	85460	N/A
4 (1-Cyl.)	1982-86	BEL	9258281 and Up	-	-	82310	-	-	N/A	85460	N/A
4 (1-Cyl.)	1982-86	CAN	7143688 and Up	-	-	82310	-	-	N/A	85460	N/A
4 (1-Cyl.)	1987-88	USA	0A809601 and Up	-	N/A	N/A	-	-	N/A	-	N/A
4 (1-Cyl.)	1987-88	BEL	9477830 and Up	-	N/A	N/A	-	-	N/A	-	N/A
4 (40) (2-Cyl.) (Gnat)	1976-79	BEL	9075839-9256980	N/A	N.L.A.	N/A	-	-	80430	-	N/A
4 (40) (2-Cyl.) (Gnat)	1976-79	CAN	7085673-7146487	N/A	N.L.A.	N/A	-	-	80430	-	N/A
4 (40) (2-Cyl.)	1980-81	USA	5589202 and Up	N/A	N.L.A.	N/A	-	-	80430	-	N/A
4 (40) (2-Cyl.)	1980-81	AUS	8065265 and Up	N/A	N.L.A.	N/A	-	-	80430	-	N/A
4 (40) (2-Cyl.)	1980-81	BEL	9256981 and Up	N/A	N.L.A.	N/A	-	-	80430	-	N/A
4 (40) (2-Cyl.)	1980-81	CAN	7146488 and Up	N/A	N.L.A.	N/A	-	-	80430	-	N/A
4.5 (4.5, 45) (1-Cyl.)	1975-79	USA	4107220-5595531	-	-	82310	-	-	N/A	85460	N/A
4.5 (4.5, 45) (1-Cyl.)	1975-79	AUS	8026540-8068064	N.L.A.	-	82310	-	-	N/A	85460	N/A
4.5 (4.5, 45) (1-Cyl.)	1975-79	BEL	9072179-9258280	-	-	82310	-	-	N/A	85460	N/A
4.5 (4.5, 45) (1-Cyl.)	1975-79	CAN	7045758-7147237	-	-	82310	-	-	N/A	85460	N/A
4.5 (1-Cyl.)	1980-85	USA	5595532 and Up	-	-	82310	-	-	N/A	85460	N/A
4.5 (1-Cyl.)	1980-85	AUS	8068065 and Up	-	-	82310	-	-	N/A	85460	N/A
4.5 (1-Cyl.)	1980-85	BEL	9258281 and Up	-	-	82310	-	-	N/A	85460	N/A
4.5 (1-Cyl.)	1980-85	CAN	7147238 and Up	-	-	82310	-	-	N/A	85460	N/A
5 (1-Cyl.)	1987-89	USA	0A809601 and Up	-	N/A	N/A	-	-	N/A	-	N/A
5 (1-Cyl.)	1987-89	BEL	9477830 and Up	-	N/A	N/A	-	-	N/A	-	N/A
6 (60)	1966-68	-	1916139-2529894	-	-	82280	-	-	N/A	-	N/A
6	1986-93	USA	0A197112 and Up	N/A	-	N/A	-	-	N/A	-	N/A
6	1986-93	BEL	9461526 and Up	N/A	-	N/A	-	-	N/A	-	N/A
7.5 (75)	1969-78	USA	2529895-2721150	-	-	82310	-	-	N/A	-	N/A
7.5 (75)	1969-71	-	2810637-3801457	-	-	82310	-	-	N/A	85460	N/A
7.5 (7.5, 75)	1974-77	USA	3801458 and Up	-	-	82310	-	-	N/A	-	N/A
7.5 (7.5, 75)	1974-77	AUS	8015315 and Up	-	-	82310	-	-	N/A	-	N/A
7.5 (7.5, 75)	1974-77	BEL	9043194 and Up	-	-	82310	-	-	N/A	-	N/A
7.5 (7.5, 75)	1974-77	CAN	7028598 and Up	-	-	82310	-	-	N/A	-	N/A
8	1986-93	USA	0A197112 and Up	N/A	-	N/A	-	-	N/A	-	N/A
8	1986-93	BEL	9461526 and Up	N/A	-	N/A	-	-	N/A	-	N/A
9.8 (110)	1966-69	-	1865779-2798056	-	-	82310	-	-	N/A	-	N/A
9.8 (110)	1970-73	-	2798057-3795657	-	-	82310	-	-	N/A	85460	N/A
9.8 (9.8) (110)	1974-77	USA	3795658 and Up	-	-	82310	-	-	N/A	-	N/A
9.8 (9.8) (110)	1974-77	AUS	8015040 and Up	-	-	82310	-	-	N/A	-	N/A
9.8 (9.8) (110)	1974-77	BEL	9041439 and Up	-	-	82310	-	-	N/A	-	N/A
9.8 (9.8) (110)	1974-77	CAN	7027323 and Up	-	-	82310	-	-	N/A	-	N/A
9.9	1986-93	USA	0A197112 and Up	N/A	-	N/A	-	-	N/A	-	N/A
9.9	1986-93	BEL	9461526 and Up	N/A	-	N/A	-	-	N/A	-	N/A
10 (100)	1960-62	-	1290910-1499331	21840	-	N.L.A.	N.L.A.	21840	N/A	85040	85040
10 (XR10)	1990-93	USA	0D038000 and Up	N/A	-	N/A	-	-	N/A	-	N/A
10 (XR10)	1990-93	BEL	9596000 and Up	N/A	-	N/A	-	-	N/A	-	N/A
10 (Magnum, Sea Pro, Marathon)	1990-93	USA	0D038000 and Up	N/A	-	N/A	-	-	N/A	-	N/A
10 (Magnum, Sea Pro, Marathon)	1990-93	BEL	9596000 and Up	N/A	-	N/A	-	-	N/A	-	N/A
15 (150)	1960-62	-	1290910-1499331	21840	-	N.L.A.	-	21840	N/A	85040	85040
15	1988-93	USA	0B292414 and Up	N/A	-	N/A	-	-	N/A	-	N/A
15	1988-93	BEL	9542620 and Up	N/A	-	N/A	-	-	N/A	-	N/A
15 (Sea Pro)	1994-96	USA	0G044365-0G437999	N/A	-	N/A	-	-	N/A	-	N/A
15 (Sea Pro)	1994-96	USA	0G438000 and Up	N/A	-	N/A	-	-	N/A	-	N/A
15 (Sea Pro, XD, Marathon)	1997-98	BEL	9927000 and Up	N/A	-	N/A	-	-	N/A	-	N/A
15 (Super)	1994-98	USA	0B238464 and Up	N/A	-	N/A	-	-	N/A	-	N/A
15 (Super)	1994-98	BEL	9507381 and Up	N/A	-	N/A	-	-	N/A	-	N/A
18 (18, 18 XD)	1980-83	USA	5837437 and Up	N/A	-	N/A	-	-	N/A	-	N/A
18 (18, 18 XD)	1980-83	AUS	8071973 and Up	N/A	-	N/A	-	-	N/A	-	N/A
18 (18, 18 XD)	1980-83	BEL	9308306 and Up	N/A	-	N/A	-	-	N/A	-	N/A
18 (18, 18 XD)	1980-83	CAN	7173723 and Up	N/A	-	N/A	-	-	N/A	-	N/A
20 (200)	1960-62	-	1290910-1499331	21840	-	N.L.A.	N.L.A.	21840	N/A	85040	85040

Mercury / Mariner / Force

CRANKSHAFT BEARINGS, OIL SEALS & O-RING APPLICATIONS

Model	Year	Country	Serial No. Range	Upper				Lower			
				Ball Brg.	Roller Brg.	O-ring	Oil Seal	Ball Brg.	O-ring	Top Seal	Bot. Seal
20 (200)	1963-65	-	1558310-2031773	21840	-	N.L.A.	-	21840	N/A	85040	85040
20 (200)	1968-69	-	2031774-2827676	21840	-	82340	-	21840	N/A	85040	85040
20 (200, 20)	1968-69	USA	2827677-6443972	21840	-	82340	-	21840	N/A	85022	N/A
20 (200, 20)	1973-77	AUS	8006265 and Up	21840	-	82340	-	21840	N/A	85022	N/A
20 (200, 20)	1973-77	BEL	9016254-9415100	21840	-	82340	-	21840	N/A	85022	N/A
20 (200, 20)	1973-77	CAN	7012358-7012357	21840	-	82340	-	21840	N/A	85022	N/A
20 (20, 20XD)	1986-87	USA	6443973 and Up	N/A	-	N/A	-	-	N/A	-	N/A
20 (20, 20XD)	1986-87	BEL	9415101 and Up	N/A	-	N/A	-	-	N/A	-	N/A
20 (20, 20XD)	1986-87	CAN	7209533 and Up	N/A	-	N/A	-	-	N/A	-	N/A
20 Jet	1994-98	USA	0G044027 and Up	N/A	-	N/A	-	-	N/A	-	N/A
25 (250)	1959-61	-	1290910-1499331	21840	-	N.L.A.	N.L.A.	21840	N/A	85040	85040
25 (25, 25XD) (2-Cyl.)	1980-83	USA	5705532 and Up	N/A	-	N/A	-	-	N/A	-	N/A
25 (25, 25XD) (2-Cyl.)	1980-83	AUS	8073158 and Up	N/A	-	N/A	-	-	N/A	-	N/A
25 (25, 25XD) (2-Cyl.)	1980-83	BEL	9315316 and Up	N/A	-	N/A	-	-	N/A	-	N/A
25 (25, 25XD) (2-Cyl.)	1980-83	CAN	7166928 and Up	N/A	-	N/A	-	-	N/A	-	N/A
25 (3-Cyl.)	1997	USA	0E268781 and Up	-	N/A	N/A	-	-	N/A	-	N/A
30 (300)	1959-61	-	1271884-1448139	21860	N/A	82340	85010	21860	82340	-	85010
30 (2-Cyl.) (644cc)	1994-98	USA	0G053314 and Up	N/A	-	N/A	-	21860	81390	85010	-
30 (2-Cyl.) (430cc)	1997-98	USA	0G575500 and Up	-	N/A	-	-	-	-	-	-
30 (Jet) (4-Cyl.)	1994-97	-	0C159200 and Up	21860	N/A	82340	85010	21860	80420	85010	85015
30 (Jet) (3-Cyl.)	1998	-	0G531301 and Up	N/A	-	N/A	-	21860	80420	85010	-
35 (350)	1959-61	-	1271884-1448139	21860	N/A	82340	85010	21860	81390	-	85010
35 (350)	1963-69	-	1571114-2874703	21860	N.L.A.	82360	-	21860	82340	-	85010
35 (2-Cyl.)	1984-86	USA	6445653 and Up	N/A	-	82390	85010	21860	82340	85010	85010
40 (400) (2-Cyl.)	1970-71	-	2874704-3336257	-	N/A	82390	85010	21860	N/A	85010	85010
40 (402) (2-Cyl.)	1972-74	USA	3336258-3346479	N/A	-	82390	85010	N.L.A.	80350	85010	85010
40 (402) (2-Cyl.)	1972-74	USA	3477010-4117709	N/A	-	82390	85010	21860	80350	85010	85010
40 (402) (2-Cyl.)	1972-74	AUS	8002335-8027439	N/A	-	82390	85010	21860	80350	85010	85010
40 (402) (2-Cyl.)	1972-74	BEL	3339688-9076838	N/A	-	82390	85010	21860	80350	85010	85010
40 (402) (2-Cyl.)	1972-74	CAN	3340783-7047607	N/A	-	82390	85010	21860	80350	85010	85010
40 (402, 40) (2-Cyl.)	1975-77	USA	4117710 and Up	N/A	-	82390	85010	21860	80330	85010	85010
40 (402, 40) (2-Cyl.)	1975-77	AUS	8027440 and Up	N/A	-	82390	85010	21860	80330	85010	85010
40 (402, 40) (2-Cyl.)	1975-77	BEL	9076839 and Up	N/A	-	82390	85010	21860	80330	85010	85010
40 (402, 40) (2-Cyl.)	1975-77	CAN	7047608 and Up	N/A	-	82390	85010	21860	80330	85010	85010
40 (644cc) (2-Cyl.)	1994-98	USA	0G053314 and Up	N/A	-	N/A	-	21860	81390	85010	-
40 (4-Cyl.)	1989 & Up	USA	0C159200-0D279349	21860	N/A	82340	85010	21860	80420	85010	85015
40 (4-Cyl.)	1989 & Up	BEL	9570790-9793444	21860	N/A	82340	85010	21860	80420	85010	85015
40 (4-Cyl.)	1989 & Up	USA	0D279350 and Up	21860	N/A	82340	85010	21860	80420	85010	85010
40 (4-Cyl.)	1989 & Up	BEL	9793445 and Up	21860	N/A	82340	85010	21860	80420	85010	85010
40 (3-Cyl.)	1997-98	USA	0G531301 and Up	N/A	-	N/A	-	21860	81390	85010	-
40 (3-Cyl.)	1997-98	BEL	9973100 and Up	N/A	-	N/A	-	21860	81390	85010	-
45 (450)	1987-89	-	1476510 and Up	21860	N/A	82340	85010	21860	82340	-	85010
45 (4-Cyl.)	1986	USA	5531630 and Up	21860	N/A	82340	85010	21860	82340	85010	85010
45 (4-Cyl.)	1986	AUS	8063985 and Up	21860	N/A	82340	85010	21860	82340	85010	85010
45 (4-Cyl.)	1986	BEL	9248006 and Up	21860	N/A	82340	85010	21860	82340	85010	85010
45 (4-Cyl.)	1986	CAN	7143688 and Up	21860	N/A	82340	85010	21860	82340	85010	85010
45 Jet	1996-87	USA	0D000750-0G589999	N/A	-	N/A	-	21860	81390	85010	85015
45 Jet	1998	USA	0G590000 and Up	N/A	-	N/A	-	21860	81390	85010	85015
50 (500) (4-Cyl.)	1961-70	USA	1421113-2858813	21860	N/A	82340	85010	21860	82340	-	85010
50 (500) (4-Cyl.)	1965-67	CAN	1755549-2305100	21860	N/A	82340	85010	21860	82340	-	85010
50 (50, 500) (4-Cyl.)	1971-74	USA	2858814 and Up	21860	N/A	82340	85010	21860	82340	85010	85010
50 (50, 500) (4-Cyl.)	1971-74	AUS	2863739 and Up	21860	N/A	82340	85010	21860	82340	85010	85010
50 (50, 500) (4-Cyl.)	1971-74	BEL	9001581 and Up	21860	N/A	82340	85010	21860	82340	85010	85010
50 (50, 500) (4-Cyl.)	1971-74	CAN	2742142 and Up	21860	N/A	82340	85010	21860	82340	85010	85010
50 (3-Cyl.)	1986-87	USA	6428681-0D000749	21626	N/A	80440	85010	-	80420	85010	85010
50 (3-Cyl.)	1986-87	BEL	9385911-9683054	21626	N/A	80440	85010	-	80420	85010	85010
50 (3-Cyl.)	1986-87	CAN	7208333 and Up	21626	N/A	80440	85010	-	80420	85010	85010
50 (3-Cyl.)	1991-95	USA	0D000750-0G589999	N/A	-	N/A	-	21860	81390	85010	-
50 (3-Cyl.)	1991-95	BEL	9683055-9973099	N/A	-	N/A	-	21860	81390	85010	-
50 (3-Cyl.)	1998	USA	0G590000 and Up	N/A	-	N/A	-	21860	81390	85010	-
50 (3-Cyl.)	1998	BEL	9973100 and Up	N/A	-	N/A	-	21860	81390	85010	-
55 (3-Cyl.)	1996	USA	0D000750-0G589999	N/A	-	N/A	-	21860	81390	85010	-
55 (3-Cyl.)	1996	BEL	9683055-9973099	N/A	-	N/A	-	21860	81390	85010	-
55 (3-Cyl.)	1998	USA	0G590000 and Up	N/A	-	N/A	-	21860	81390	85010	-
55 (3-Cyl.)	1998	BEL	9973100 and Up	N/A	-	N/A	-	21860	81390	85010	-
60 (600)	1960	-	1303411-1542744	21860	N/A	82340	85010	21860	82340	-	85010
60 (3-Cyl.)	1984-87	USA	6428681-0D000749	21626	N/A	80440	85010	21626	80420	85010	85010
60 (3-Cyl.)	1984-87	BEL	9385911-9683054	21626	N/A	80440	85010	21626	80420	85010	85010

Mercury / Mariner / Force

CRANKSHAFT BEARINGS, OIL SEALS & O-RING APPLICATIONS

Model	Year	Country	Serial No. Range	Upper				Lower			
				Ball Brg.	Roller Brg.	O-ring	Oil Seal	Ball Brg.	O-ring	Top Seal	Bot. Seal
60 (3-Cyl.)	1984-87	CAN	7208333 and Up	21626	N/A	80440	85010	21626	80420	85010	85010
60 (3-Cyl.)	1991-95	USA	0D000750-0G589999	N/A	-	N/A	-	21860	81390	85010	85015
60 (3-Cyl.)	1991-95	BEL	9683055-9973099	N/A	-	N/A	-	21860	81390	85010	85015
65 (650) (4-Cyl.)	1963-69	-	1542745-2803561	21860	N/A	82360	85010	21860	82340	-	85010
65 (650) (4-Cyl.)	1970-71	-	2803562-3293183	21860	N/A	82360	85010	21860	82340	85010	85010
65 (650) (3-Cyl.)	1973-76	USA	3293184-4571651	21626	N/A	82390	85010	21626	80420	85010	85010
65 (650) (3-Cyl.)	1973-75	AUS	8006640 and Up	21626	N/A	82390	85010	21626	80420	85010	85010
65 (650) (3-Cyl.)	1973-76	BEL	9020074-9135824	21626	N/A	82390	85010	21626	80420	85010	85010
65 (650) (3-Cyl.)	1973-76	CAN	7013633-7087822	21626	N/A	82390	85010	21626	80420	85010	85010
65 Jet	1994-98	USA	0D283222 and Up	N/A	-	80330	85090	21622	81500	85010	N/A
70 (700) (6-Cyl.)	1960-61	-	1296411-1566239	21860	N/A	82340	85010	21860	82340	-	85010
70 (3-Cyl.)	1977-83	USA	4571652-6428680	21626	N/A	80440	85010	21626	80420	85010	85010
70 (3-Cyl.)	1977-83	AUS	8042350 and Up	21626	N/A	80440	85010	21626	80420	85010	85010
70 (3-Cyl.)	1977-83	BEL	9135825-9385910	21626	N/A	80440	85010	21626	80420	85010	85010
70 (3-Cyl.)	1977-83	CAN	7087823-7208332	21626	N/A	80440	85010	21626	80420	85010	85010
70 (3-Cyl.)	1987	USA	0A996142-0B240450	N/A	-	80330	85090	21622	81500	85010	N/A
70 (3-Cyl.)	1987	BEL	9483121-9506480	N/A	-	80330	85090	21622	81500	85010	N/A
70 (3-Cyl.)	1988-89	USA	0B240451 and Up	N/A	-	80330	85090	21622	81430	85010	N/A
70 (3-Cyl.)	1988-89	BEL	9506481 and Up	N/A	-	80330	85090	21622	81430	85010	N/A
75 (4-Cyl.)	1984-88	USA	6432901 and Up	21627	N/A	82390	85010	21860	80420	85010	85010
75 (4-Cyl.)	1984-88	BEL	9393856 and Up	21627	N/A	82390	85010	21860	80420	85010	85010
75 (4-Cyl.)	1984-88	CAN	7208573 and Up	21627	N/A	82390	85010	21860	80420	85010	85010
75 (3-Cyl.)	1990-93	USA	0C222000 and Up	N/A	-	80330	85090	21622	81500	85010	N/A
75 (3-Cyl.)	1990-93	BEL	9589039 and Up	N/A	-	80330	85090	21622	81500	85010	N/A
80 (800) (6-Cyl.)	1960-61	-	1335465-1566239	21860	N/A	82340	85010	21860	82340	-	85010
80 (800) (4-Cyl.)	1969-72	-	2559001-3493912	21627	N/A	82390	85010	21860	82340	85010	85010
80 (80, 800) (4-Cyl.)	1978-79	USA	4831999-6432900	21627	N/A	82390	85010	21860	80420	85010	85010
80 (80, 800) (4-Cyl.)	1978-79	AUS	8050200 and Up	21627	N/A	82390	85010	21860	80420	85010	85010
80 (80, 800) (4-Cyl.)	1978-79	BEL	9177626-9393855	21627	N/A	82390	85010	21860	80420	85010	85010
80 (80, 800) (4-Cyl.)	1978-79	CAN	7110998-7208572	21627	N/A	82390	85010	21860	80420	85010	85010
80 (3-Cyl.)	1987	USA	0A996142-0B240450	N/A	-	80330	85090	21622	81500	85010	N/A
80 (3-Cyl.)	1987	BEL	9483121-9506480	N/A	-	80330	85090	21622	81500	85010	N/A
80 (3-Cyl.)	1987	USA	0B240451 and Up	N/A	-	80330	85090	21622	81430	85010	N/A
80 (3-Cyl.)	1987	BEL	9506481 and Up	N/A	-	80330	85090	21622	81430	85010	N/A
80 Jet	1994-98	USA	0D283222-0G760299	N/A	-	80330	85090	21622	81500	85010	N/A
80 Jet w/ round upper o-ring	1994-98	USA	0G760300 and Up	N/A	-	80330	85090	21622	81500	85010	N/A
80 Jet w/ square upper o-ring	1994-98	USA	0G760300 and Up	N/A	-	41370	85090	21622	81500	85010	N/A
85 (850) (6-Cyl.)	1963-64	-	1460999-1464848	21860	N/A	82340	85010	21860	82340	-	85010
85 (850) (6-Cyl.)	1963-64	-	1566240-1766823	21860	N/A	82340	85010	21860	82340	-	85010
85 (850) (4-Cyl.)	1973-77	USA	3493913-4831998	21860	N/A	82390	85010	21860	80420	85010	85010
85 (850) (4-Cyl.)	1973-77	AUS	8005440-8050199	21860	N/A	82390	85010	21860	80420	85010	85010
85 (850) (4-Cyl.)	1973-77	BEL	9011604-9177625	21860	N/A	82390	85010	21860	80420	85010	85010
85 (850) (4-Cyl.)	1973-77	CAN	7010108-7110997	21860	N/A	82390	85010	21860	80420	85010	85010
90 (900) (6-Cyl.)	1965	-	1766824-1869775	21860	N/A	82360	85010	21860	82340	85010	85010
90 (90, 900) (6-Cyl.)	1978-79	USA	4845301 and Up	21860	N/A	82390	85010	21860	80420	85010	85010
90 (90, 900) (6-Cyl.)	1978-79	AUS	8060545 and Up	21860	N/A	82390	85010	21860	80420	85010	85010
90 (90, 900) (6-Cyl.)	1978-79	CAN	7111698 and Up	21860	N/A	82390	85010	21860	80420	85010	85010
90 (3-Cyl.)	1987	USA	0A996142 and Up	N/A	-	80330	85090	21622	81500	85010	-
90 (3-Cyl.)	1987	BEL	9483121 and Up	N/A	-	80330	85090	21622	81500	85010	-
95 (950) (6-Cyl.)	1966-67	-	1869776-2318585	21627	N/A	82360	85010	21860	82340	-	85010
100 (1000) (6-Cyl.)	1964-65	-	1464949-2318585	21627	N/A	82360	85010	21860	82340	-	85010
100 (1000SS) (6-Cyl.)	1968-69	USA	2318586-2413847	21627	N/A	82360	85010	21860	82340	-	85010
100 (1000SS) (6-Cyl.)	1968-69	CAN	2320991-2321200	21627	N/A	82360	85010	21860	82340	-	85010
100 (1000SS) (6-Cyl.)	1968-69	USA	2284633-2836018	21627	N/A	82360	85010	21860	82340	-	85010
100 (1000SS) (6-Cyl.)	1968-69	CAN	2487363-2836018	21627	N/A	82360	85010	21860	82340	-	85010
100 (1000BP) (6-Cyl.)	1968	-	2399698-2641854	21627	N/A	82360	85010	21860	82340	85010	85010
100 (1000BP) (6-Cyl.)	1969	-	2641855-3253111	21627	N/A	82390	85010	21860	82340	85010	85010
100 (4-Cyl.)	1988-93	USA	0B209468-0G760299	N/A	-	80330	85090	21622	81500	85010	85010
100 (4-Cyl.)	1988-93	BEL	9523034-0P016999	N/A	-	80330	85090	21622	81500	85010	85010
100 (4-Cyl.) w/ round upper o-ring	1994-98	USA	0G760300 and Up	N/A	-	80330	85090	21622	81500	85010	-
100 (4-Cyl.) w/ round upper o-ring	1994-98	BEL	0P017000 and Up	N/A	-	80330	85090	21622	81500	85010	-
100 (4-Cyl.) w/ square upper o-ring	1994-98	USA	0G760300 and Up	N/A	-	-	85090	21622	81500	85010	-
100 (4-Cyl.) w/ square upper o-ring	1994-98	BEL	0P017000 and Up	N/A	-	-	85090	21622	81500	85010	-
110 (1100)	1966-67	-	1870204-2314955	21627	N/A	82360	85010	21860	82340	-	85010
115 (1150) (6-Cyl.)	1970-72	-	2836019-3525440	21627	N/A	82390	85010	21860	82340	85010	85010
115 (1150, 115) (6-Cyl.)	1973-79	USA	3525441 and Up	21627	N/A	82390	85010	21860	80420	85010	85010
115 (1150, 115) (6-Cyl.)	1973-79	AUS	8008665 and Up	21627	N/A	82390	85010	21860	80420	85010	85010
115 (1150, 115) (6-Cyl.)	1973-79	CAN	7010763 and Up	21627	N/A	82390	85010	21860	80420	85010	85010



Mercury / Mariner / Force

CRANKSHAFT BEARINGS, OIL SEALS & O-RING APPLICATIONS

Model	Year	Country	Serial No. Range	Upper				Lower			
				Ball Brg.	Roller Brg.	O-ring	Oil Seal	Ball Brg.	O-ring	Top Seal	Bot. Seal
115 (4-Cyl.)	1988-93	USA	0C100000-0G760299	N/A	-	80330	85090	21622	81500	85010	-
115 (4-Cyl.)	1988-93	BEL	9559771-0P016999	N/A	-	80330	85090	21622	81500	85010	-
115 (4-Cyl.) w/ round upper o-ring	1988-93	USA	0G760300 and Up	N/A	-	80330	85090	21622	81500	85010	-
115 (4-Cyl.) w/ round upper o-ring	1988-93	BEL	0P017000 and Up	N/A	-	80330	85090	21622	81500	85010	-
115 (4-Cyl.) w/ square upper o-ring	1988-93	USA	0G760300 and Up	N/A	-	-	85090	21622	81500	85010	-
115 (4-Cyl.) w/ square upper o-ring	1988-93	BEL	0P017000 and Up	N/A	-	-	85090	21622	81500	85010	-
125 (1250) (6-Cyl.)	1968-69	-	2314956-2839368	-	N/A	82390	85010	21860	82340	-	85010
125 (4-Cyl.)	1994-98	USA	0D283222-0G760299	N/A	-	80330	85090	21622	81500	85010	-
125 (4-Cyl.)	1994-98	BEL	9793577-0P016999	N/A	-	80330	85090	21622	81500	85010	-
125 (4-Cyl.) w/ round upper o-ring	1994-98	USA	0G760300 and Up	N/A	-	80330	85090	21622	81500	85010	-
125 (4-Cyl.) w/ round upper o-ring	1994-98	BEL	0P017000 and Up	N/A	-	80330	85090	21622	81500	85010	-
125 (4-Cyl.) w/ square upper o-ring	1994-98	USA	0G760300 and Up	N/A	-	-	85090	21622	81500	85010	-
125 (4-Cyl.) w/ square upper o-ring	1994-98	BEL	0P017000 and Up	N/A	-	-	85090	21622	81500	85010	-
135 (1350) (6-Cyl.)	1970-71	-	2839369-3293233	21627	N/A	82390	85010	21860	82340	85010	85010
140 (140, 1400) (6-Cyl.)	1972	USA	3293234 and Up	21627	N/A	82390	85010	21860	80420	85010	85010
1400-140	1978-79	AUS	8052650 and Up	21627	N/A	82390	85010	21860	80420	85010	85010
1400-140	1978-79	CAN	7112773 and Up	21627	N/A	82390	85010	21860	80420	85010	85010
150 (1500) (6-Cyl.)	1973-77	USA	3502806-4865677	21627	N/A	82390	85010	21860	80420	85010	85010
150 (1500) (6-Cyl.)	1973-77	AUS	80005615-8052649	21627	N/A	82390	85010	21860	80420	85010	85010
150 (1500) (6-Cyl.)	1973-77	CAN	7010533-7112772	21627	N/A	82390	85010	21860	80420	85010	85010
150 (1500XS) (6-Cyl.)	1978	USA	4868648-5327662	21627	N/A	82390	85010	21860	80420	85010	85010
V-105 Jet	1996 & Up	USA	0D082000 and Up	N/A	-	81430	85010	21623	81520	85010	85010
V-135 Carb. w/ 1.50 ID upper brg.	1986-88	USA	0A904646-0C100860	N/A	-	81430	85010	21623	81520	85010	85010
V-135 Carb. w/ 1.37 ID upper brg.	1986-88	USA	0A904646-0C100860	N/A	-	81430	85010	21623	81520	85010	85010
V-135 Carb.	1989-90	USA	0C100861 and Up	N/A	-	81430	85010	21623	81520	85010	85010
V-135 Carb.	1991	USA	0C239553 and Up	N/A	-	81430	85010	21623	81520	85010	85010
V-135 DFI	1998	USA	0G590000 and Up	N/A	-	81430	85010	21623	81520	85010	85010
V-140 Jet	1994-95	USA	0D082000 and Up	N/A	-	81430	85010	21623	81520	85010	85010
V-150 (V-150 & V-1500) Carb.	1973-77	USA	4868998-0A904645	N/A	-	-	85010	21623	81520	85010	85010
V-150 Carb. w/ 1.50 ID upper brg.	1986-88	USA	0A904646-0C100860	N/A	-	81430	85010	21623	81520	85010	85010
V-150 Carb. w/ 1.37 ID upper brg.	1986-88	USA	0A904646-0C100860	N/A	-	81430	85010	21623	81520	85010	85010
V-150 Carb.	1989-90	USA	0C100861-0C239552	N/A	-	81430	85010	21623	81520	85010	85010
V-150 XR4, Magnum II	1988	USA	0B242885-0C239552	N/A	-	81430	85010	21623	81520	85010	85010
V-150 Carb.	1991	USA	0C239553 and Up	N/A	-	81430	85010	21623	81520	85010	85010
V-150 XR4, 6/Mag II, III	1991	USA	0C239553 and Up	N/A	-	81430	85010	21623	81520	85010	85010
V-150 EFI	1993-95	USA	0D082000 and Up	N/A	-	81430	85010	21623	81520	85010	85010
V-150 DFI	1998	USA	0G590000 and Up	N/A	-	81430	85010	21623	81520	85010	85010
V-175 (V-175, 1750) Carb.	1976-79	USA	4301235-5393736	N/A	-	80410	85010	21623	81530	85010	85010
V-175 (V-175, 1750) Carb.	1976-79	AUS	8058870-8064249	N/A	-	80410	85010	21623	81530	85010	85010
V-175 Carb.	1980-81	USA	5393737-6618750	N/A	-	80410	85010	21623	-	85010	85010
V-175 Carb.	1980-81	AUS	8064250 and Up	N/A	-	80410	85010	21623	-	85010	85010
V-175 Carb.	1985-88	USA	6618751-0C239552	N/A	-	80430	85010	21623	81520	85010	85010
V-175 Carb.	1991	USA	0C239553 and Up	N/A	-	81430	85010	21623	81520	85010	85010
V-175 EFI	1991	USA	0D000750 and Up	N/A	-	81430	85010	21623	81520	85010	85010
V-200 (V-200, 2000) Carb.	1978-79	USA	4839034-05363917	N/A	-	80410	85010	21623	81530	85010	85010
V-200 Carb.	1980-81	USA	05363918-6073191	N/A	-	80410	85010	21623	-	85010	85010
V-200 Carb.	1980-81	AUS	8061595-8065672	N/A	-	80410	85010	21623	-	85010	85010
V-200 Carb.	1982-90	USA	6073192-0C291519	N/A	-	81430	85010	21623	81520	85010	85010
V-200 Carb.	1991	USA	0C291520 and Up	N/A	-	81430	85010	21623	81520	85010	85010
V-200 EFI	1989-90	USA	0C100861-0C291519	N/A	-	81430	85010	21623	81520	85010	85010
V-200 EFI	1991	USA	0C291520 and Up	N/A	-	81430	85010	21623	81520	85010	85010
V-200 DFI	1997	USA	0G386496 and Up	N/A	-	80330	85012	21623	81520	85013	85013
V-200 Laser	1987-88	USA	0B117316 and Up	N/A	-	81430	85010	21623	81520	85010	85010
V-225 (2.4L)	1980-81	USA	5628028 and Up	N/A	-	-	85010	21623	81520	85010	85010
V-225 (3.0L) Carb. Sea Pro, Marathon	1994-98	USA	0G245605-0G303045	N/A	-	80330	85012	21623	81520	85012	-
V-225 (3.0L) Carb. Sea Pro, Marathon	1996-98	USA	0G303046 and Up	N/A	-	80330	85012	21623	81520	85013	85013
V-225 DFI	1998	USA	0G590000 and Up	N/A	-	80330	85012	21623	81520	85013	85013
V-225 EFI	1995-98	USA	0G129222-0G303045	N/A	-	80330	85012	21623	81520	85012	-
V-225 EFI	1995-98	USA	0G303046 and Up	N/A	-	80330	85012	21623	81520	85013	85013
V-250 Carb. w/out upper brg. fitting	1989-94	USA	0C101891 and Up	N/A	-	80330	85010	21624	81540	85014	85014
V-250 Carb. w/ upper brg. fitting	1989-94	USA	0C101891 and Up	N/A	-	80330	85010	21624	81540	85014	85014
V-250 EFI	1995-98	USA	0G129222-0G303045	N/A	-	80330	85012	21623	81520	85012	-
V-250 EFI	1995-98	USA	0G303046 and Up	N/A	-	80330	85012	21623	81520	85013	85013
V-275 Carb. w/out upper brg. fitting	1989-94	USA	0C101891 and Up	N/A	-	80330	85012	21624	81540	85014	85014
V-275 Carb. w/ upper brg. fitting	1989-94	USA	0C101891 and Up	N/A	-	80330	85012	21624	81540	85014	85014
V-300 / 3.4L	1980-87	USA	5611648 and Up	N/A	N.L.A.	80330	85012	21624	81540	85014	85014



Section 10

Mercury / Mariner / Force Thermostats

<i>Thermostats & Thermostat Kits</i>	<i>132-133</i>
<i>Poppet Valve Kits</i>	<i>133</i>
<i>Thermostat & Poppet Valve Kit Applications</i>	<i>134</i>
<i>Thermostat Housing Components</i>	<i>135-136</i>

Mercury / Mariner / Force

THERMOSTATS & THERMOSTAT KITS

Thermostats		Thermostat Kits																												
No. 13140 OEM: 850055 	110°	No. 13120 OEM: 14586 	120°																											
No. 13200 OEM: F97068-2 	130°	No. 13010 OEM: 75692 	143°																											
		  2.5 / 3.0L DFI	No. 13141 OEM: 850055A2  Kit Contains: <table border="1"> <thead> <tr> <th>GLM</th> <th>OEM</th> <th>ITEM</th> </tr> </thead> <tbody> <tr> <td>10562</td> <td>22-99664-1</td> <td>Elbow Fitting</td> </tr> <tr> <td>13140</td> <td>85005</td> <td>Thermostat</td> </tr> <tr> <td>13142</td> <td>824251A1</td> <td>Cover</td> </tr> <tr> <td>13143</td> <td>827365</td> <td>Carrier</td> </tr> <tr> <td>13144</td> <td>26-854639</td> <td>Seal</td> </tr> <tr> <td>13144</td> <td>26-854639</td> <td>Seal</td> </tr> <tr> <td>21465</td> <td>54-816311T</td> <td>Cable Tie</td> </tr> <tr> <td>37850</td> <td>27-827284</td> <td>Gasket</td> </tr> </tbody> </table>	GLM	OEM	ITEM	10562	22-99664-1	Elbow Fitting	13140	85005	Thermostat	13142	824251A1	Cover	13143	827365	Carrier	13144	26-854639	Seal	13144	26-854639	Seal	21465	54-816311T	Cable Tie	37850	27-827284	Gasket
GLM	OEM	ITEM																												
10562	22-99664-1	Elbow Fitting																												
13140	85005	Thermostat																												
13142	824251A1	Cover																												
13143	827365	Carrier																												
13144	26-854639	Seal																												
13144	26-854639	Seal																												
21465	54-816311T	Cable Tie																												
37850	27-827284	Gasket																												

Thermostat Kits

No. 13121 OEM: 14586A3 	120°	No. 13122 OEM: 14586A4 	120°																																																									
Kit Contains: <table border="1"> <thead> <tr> <th>GLM</th> <th>OEM</th> <th>ITEM</th> </tr> </thead> <tbody> <tr> <td>13120</td> <td>14586</td> <td>Thermostat</td> </tr> <tr> <td>30610</td> <td>27-62386</td> <td>Gasket</td> </tr> <tr> <td>32760</td> <td>27-14318-3</td> <td>Gasket</td> </tr> <tr> <td>35650</td> <td>27-19205-1</td> <td>Gasket</td> </tr> </tbody> </table>	GLM	OEM	ITEM	13120	14586	Thermostat	30610	27-62386	Gasket	32760	27-14318-3	Gasket	35650	27-19205-1	Gasket		Kit Contains: <table border="1"> <thead> <tr> <th>GLM</th> <th>OEM</th> <th>ITEM</th> <th>GLM</th> <th>OEM</th> <th>ITEM</th> </tr> </thead> <tbody> <tr> <td>10562</td> <td>22-99664-1</td> <td>Elbow Fitting</td> <td>13809</td> <td>812887-1</td> <td>Diaphragm</td> </tr> <tr> <td>13120</td> <td>14586</td> <td>Thermostat</td> <td>13825</td> <td>24-90392</td> <td>Spring</td> </tr> <tr> <td>13802</td> <td>812882-1</td> <td>Poppet</td> <td>21465</td> <td>54-816311T</td> <td>Cable Tie</td> </tr> <tr> <td>13803</td> <td>12-94182</td> <td>Cup</td> <td>21751</td> <td>10-69570</td> <td>Screw#10-16x3/4</td> </tr> <tr> <td>13805</td> <td>65848</td> <td>Carrier</td> <td>30610</td> <td>27-62386</td> <td>Gasket</td> </tr> <tr> <td>13806</td> <td>25-64872</td> <td>Grommet</td> <td>35090</td> <td>27-812867-1</td> <td>Gasket</td> </tr> </tbody> </table>	GLM	OEM	ITEM	GLM	OEM	ITEM	10562	22-99664-1	Elbow Fitting	13809	812887-1	Diaphragm	13120	14586	Thermostat	13825	24-90392	Spring	13802	812882-1	Poppet	21465	54-816311T	Cable Tie	13803	12-94182	Cup	21751	10-69570	Screw#10-16x3/4	13805	65848	Carrier	30610	27-62386	Gasket	13806	25-64872	Grommet	35090	27-812867-1	Gasket	
GLM	OEM	ITEM																																																										
13120	14586	Thermostat																																																										
30610	27-62386	Gasket																																																										
32760	27-14318-3	Gasket																																																										
35650	27-19205-1	Gasket																																																										
GLM	OEM	ITEM	GLM	OEM	ITEM																																																							
10562	22-99664-1	Elbow Fitting	13809	812887-1	Diaphragm																																																							
13120	14586	Thermostat	13825	24-90392	Spring																																																							
13802	812882-1	Poppet	21465	54-816311T	Cable Tie																																																							
13803	12-94182	Cup	21751	10-69570	Screw#10-16x3/4																																																							
13805	65848	Carrier	30610	27-62386	Gasket																																																							
13806	25-64872	Grommet	35090	27-812867-1	Gasket																																																							

No. 13123 OEM: 14586A6 	120°	No. 13124 OEM: 803061T1 	120°																																																			
Kit Contains: <table border="1"> <thead> <tr> <th>GLM</th> <th>OEM</th> <th>ITEM</th> <th>GLM</th> <th>OEM</th> <th>ITEM</th> </tr> </thead> <tbody> <tr> <td>10562</td> <td>22-99664-1</td> <td>Elbow Fitting</td> <td>21465</td> <td>54-816311</td> <td>Cable Tie</td> </tr> <tr> <td>13120</td> <td>14586</td> <td>Thermostat</td> <td>21751</td> <td>10-69570</td> <td>Screw#10-16x3/4</td> </tr> <tr> <td>13802</td> <td>812882-1</td> <td>Poppet</td> <td>30610</td> <td>27-62386</td> <td>Gasket</td> </tr> <tr> <td>13809</td> <td>812887-1</td> <td>Diaphragm</td> <td>35090</td> <td>27-812867-2</td> <td>Gasket</td> </tr> <tr> <td>13825</td> <td>24-90392</td> <td>Spring</td> <td></td> <td></td> <td></td> </tr> </tbody> </table>	GLM	OEM	ITEM	GLM	OEM	ITEM	10562	22-99664-1	Elbow Fitting	21465	54-816311	Cable Tie	13120	14586	Thermostat	21751	10-69570	Screw#10-16x3/4	13802	812882-1	Poppet	30610	27-62386	Gasket	13809	812887-1	Diaphragm	35090	27-812867-2	Gasket	13825	24-90392	Spring					Kit Contains: <table border="1"> <thead> <tr> <th>GLM</th> <th>OEM</th> <th>ITEM</th> </tr> </thead> <tbody> <tr> <td>13120</td> <td>14586</td> <td>Thermostat</td> </tr> <tr> <td>13818</td> <td>N/A</td> <td>Washer</td> </tr> <tr> <td>30610</td> <td>27-62386</td> <td>Gasket</td> </tr> <tr> <td>32820</td> <td>27-43006-8</td> <td>Grommet</td> </tr> </tbody> </table>	GLM	OEM	ITEM	13120	14586	Thermostat	13818	N/A	Washer	30610	27-62386	Gasket	32820	27-43006-8	Grommet	
GLM	OEM	ITEM	GLM	OEM	ITEM																																																	
10562	22-99664-1	Elbow Fitting	21465	54-816311	Cable Tie																																																	
13120	14586	Thermostat	21751	10-69570	Screw#10-16x3/4																																																	
13802	812882-1	Poppet	30610	27-62386	Gasket																																																	
13809	812887-1	Diaphragm	35090	27-812867-2	Gasket																																																	
13825	24-90392	Spring																																																				
GLM	OEM	ITEM																																																				
13120	14586	Thermostat																																																				
13818	N/A	Washer																																																				
30610	27-62386	Gasket																																																				
32820	27-43006-8	Grommet																																																				

Mercury / Mariner / Force

THERMOSTAT KITS CONT.

No. 13201

OEM: 14586A7

130°



Kit Contains:

GLM	OEM	ITEM
13200	F97068-2	Thermostat
13802	812881-1	Poppet
13803	12-94182	Cup
13809	812887-1	Diaphragm
12823	24-47968	Spring
21751	10-69570	Screw#10-16x3/4
30610	27-62386	Gasket
35090	27-812867-2	Gasket

No. 13620

OEM: N/A

130°



Kit Contains:

GLM	OEM	ITEM
13610	8M0057307	Thermostat
37870	27-850318-1	Gasket

No. 13340

OEM: 75692Q2

143°



Kit Contains:

GLM	OEM	ITEM
13010 (2)	434841	Thermostat
30610 (2)	310058	Gasket

No. 13360

OEM: 75692A6

143°



Kit Contains:

GLM	OEM	ITEM	GLM	OEM	ITEM
13010	75692	Thermostat	13817	12-76451	Washer-Plastic
13801	86596T	Poppet	13822	24-66852	Spring
13805	65848	Carrier	21751	10-69570	Screw
13806	25-64872	Grommet	30610	27-62386	Gasket
13808	64877-1	Diaphragm	30720	27-66847	Gasket

No. 13490

OEM: 75692A7

143°



Kit Contains:

GLM	OEM	ITEM	GLM	OEM	ITEM
13010	75692	Thermostat	13822	24-66852	Spring
13801	86596T	Poppet	21751	10-69570	Screw
13805	65848	Carrier	30610	27-62386	Gasket
13806	25-64872	Grommet	30760	27-69524-2	Gasket
13808	64877-1	Diaphragm	30770	27-69525-2	Gasket
13817	12-76451	Washer-Plastic	30800	27-70335-1	Gasket

POPPET VALVE KITS

No. 13800

OEM: 803060T1



Kit Contains:

GLM	OEM	ITEM	GLM	OEM	ITEM
13801	86596T	Poppet	13806	14479-1	Diaphragm
13803	12-94182	Cup	13825	24-90392	Spring
13805	65848	Carrier	21751	10-69570	Screw#10-16x3/4

3 & 4-Cyl.

No. 13810

OEM: 803062T1



Kit Contains:

GLM	OEM	ITEM	GLM	OEM	ITEM
13805	65848	Carrier	13816	12-85303	Washer
13806	25-64872	Grommet	13817	12-76451	Washer
13811	14480	Poppet	12821	24-64878	Spring
13812	14479-1	Diaphragm	21751	10-69570	Screw #10-16x3/4
13815	16496	Deflector	31990	27-78690	Gasket

V6

Mercury / Mariner / Force

THERMOSTAT & POPPET VALVE KIT APPLICATIONS

Model	Year	Country	Serial No. Range	Poppet Valve Kit	Thermostat Kit
6	1986-98	USA	0A197112 and Up	N/A	13121
6	1986-93	BEL	9461526 and Up	N/A	13121
8	1986-98	USA	0A197112 and Up	N/A	13121
8	1986-83	BEL	9461526 and Up	N/A	13121
9.9	1986-98	USA	0A197112 and Up	N/A	13121
9.9	1986-93	BEL	9461526 and Up	N/A	13121
15	1988-98	USA	0B292414 and Up	N/A	13121
15	1988-93	BEL	9542620 and Up	N/A	13121
15 Sea Pro	1994-98	USA	0G044365 and Up	N/A	13121
15 Sea Pro	1997-98	BEL	9927000 and Up	N/A	13121
Super 15	1988-98	USA	0B238464 and Up	N/A	13121
Super 15	1988-98	BEL	9507381 and Up	N/A	13121
Super 15	1988-98	CAN	0A730007 and Up	N/A	13121
20	1986-87	USA	0B114231 and Up	N/A	13121
20	1986-87	BEL	9467988 and Up	N/A	13121
20	1986-87	CAN	0A719661 and Up	N/A	13121
25 (2-Cyl.)	1984-87	USA	0B114231 and Up	N/A	13121
25 (2-Cyl.)	1984-87	BEL	9467988 and Up	N/A	13121
25 (2-Cyl.)	1984-87	CAN	0A719661 and Up	N/A	13121
25 Sea Pro	1988-98	USA	0B238464 and Up	N/A	13121
25 Sea Pro	1988-94	BEL	9507381 and Up	N/A	13121
25 Sea Pro	1988-94	CAN	0A730007 and Up	N/A	13121
30 (2-Cyl.)	1994-98	USA	0G044027 and Up	N/A	13201
30 (2-Cyl.)	1994-98	BEL	9855139 and Up	N/A	13201
35	1984-89	USA	6445653 and Up	N/A	13360
35	1984-86	BEL	9384476 and Up	N/A	13360
40 (2-Cyl.)	1994-98	USA	0G044027 and Up	N/A	13201
40 (2-Cyl.)	1980-83	BEL	9855139 and Up	N/A	13201
40 (3-Cyl.)	1997-98	USA	0G531301 and Up	N/A	13141
40 (3-Cyl.)	1997-98	BEL	9973100 and Up	N/A	13141
50 (3-Cyl.)	1988-90	USA	0B110789-0D000749	N/A	13490
50 (3-Cyl.)	1988-90	BEL	9482600-9671686	N/A	13490
50 (3-Cyl.)	1991-95	USA	0D000750-0D181999	N/A	13122
50 (3-Cyl.)	1991-95	BEL	982500-9740999	N/A	13122
50 (3-Cyl.)	1991-95	USA	0D182000-0G589999	N/A	13123
50 (3-Cyl.)	1991-95	BEL	9741000-9973099	N/A	13123
50 (3-Cyl.)	1998	USA	0G590000 and Up	N/A	13141
50 (3-Cyl.)	1998	BEL	9973100 and Up	N/A	13141
55 (3-Cyl.)	1996	USA	0D000750-0D181999	N/A	13122
55 (3-Cyl.)	1996-97	BEL	982500-9740999	N/A	13122
55 (3-Cyl.)	1997	USA	0D182000-0G589999	N/A	13123
55 (3-Cyl.)	1996	BEL	9741000-9973099	N/A	13123
55 (3-Cyl.)	1998	USA	0G590000 and Up	N/A	13141
55 (3-Cyl.)	1998	BEL	9973100 and Up	N/A	13141
60 (3-Cyl.)	1988-90	USA	0B110789-0D000749	N/A	13490
60 (3-Cyl.)	1988-90	BEL	9482600-9671686	N/A	13490
60 (3-Cyl.)	1991-95	USA	0D000750-0D181999	N/A	13122
60 (3-Cyl.)	1991-95	BEL	9682500-9740999	N/A	13122
60 (3-Cyl.)	1996-97	USA	0D182000-0G589999	N/A	13123
60 (3-Cyl.)	1991-95	BEL	9741000-9973099	N/A	13123
60 (3-Cyl.)	1998	USA	0G590000 and Up	N/A	13141
60 (3-Cyl.)	1998	BEL	9973100 and Up	N/A	13141
70 (3-Cyl.)	1987	USA	0A996142 and Up	13800	13124
70 (3-Cyl.)	1987	BEL	9483121 and Up	13800	13124
75 (3-Cyl.)	1990-98	USA	0C222000 and Up	13800	13124
75 (3-Cyl.)	1990-98	BEL	9589039 and Up	13800	13124
80 (3-Cyl.)	1987	USA	0A996142 and Up	13800	13124
80 (3-Cyl.)	1987	BEL	9483121 and Up	13800	13124
90 (3-Cyl.)	1987	USA	0A996142 and Up	13800	13124
90 (3-Cyl.)	1987	BEL	9483121 and Up	13800	13124
100 (4-Cyl.)	1988-98	USA	0B209468 and Up	13800	13124
100 (4-Cyl.)	1988-98	BEL	9523034 and Up	13800	13124
115 (4-Cyl.)	1989-98	USA	0C100000 and Up	13800	13124
115 (4-Cyl.)	1989-98	BEL	9559771 and Up	13800	13124
125 (4-Cyl.)	1994-98	USA	0D283222 and Up	13800	13124
125 (4-Cyl.)	1994-98	BEL	9793577 and Up	13800	13124
135	1986-88	USA	0A904646 and Up	13810	13340
150	1986-88	USA	0A904646 and Up	13810	13340
XR-4	1991	USA	0C239553-0D081999	13810	13340
Magnum II	1991	USA	0C239553-0D081999	13810	13340
XR-6	1992-98	USA	0D082000 and Up	13810	13340
Magnum III	1992-98	USA	0D082000 and Up	13810	13340
175	1989-90	USA	0C100861 and Up	13810	13340
200	1984-88	USA	6435503 and Up	13810	13340
200 DFI	-	USA	0G590000 and Up	N/A	13620
225 DFI	-	USA	0G590000 and Up	N/A	13620
250 DFI	-	USA	1B426561 and Up	N/A	13620
300 DFI	-	USA	1E001867 and Up	N/A	13620



Mercury / Mariner / Force

THERMOSTAT HOUSING COMPONENTS

<p>No. 13142 THERMOSTAT COVER OEM: 827251A1</p>  <p>40, 50, 55, 60 HP 3-Cyl. s/n G662183 & Up</p>	<p>No. 31990 GASKET OEM: 27-78690</p>  <p>V6</p>	<p>No. 37850 GASKET OEM: 27-827284</p>  <p>For GLM No. 13142 Cover</p>	<p>No. 35090 GASKET OEM: 27-812867-2</p>  <p>For OEM No. 19074-1 Cover Design II</p>
<p>No. 35011 GASKET OEM: 27-812867-1</p>  <p>For OEM No. 19074 Cover Design I</p>	<p>No. 32820 GASKET OEM: 27-43006-8</p>  <p>65 Jet, 75, 90 HP 3-Cyl. 100, 115, 125 HP L4-Cyl.</p>	<p>No. 35650 GASKET OEM: 27-19205-1</p>  <p>6, 8, 9.9, 10, 15 HP</p>	<p>No. 32760 GASKET OEM: 27-14318-3</p>  <p>6, 8, 9.9, 10, 15 HP</p>
<p>No. 30760 GASKET OEM: 27-69524-2</p> 	<p>No. 30770 GASKET OEM: 27-69525-2</p> 	<p>No. 30720 GASKET OEM: 27-66847</p> 	<p>No. 30800 GASKET OEM: 27-70335-1</p> 
<p>No. 37870 GASKET OEM: 27-850318-1</p>  <p>2.5 / 3.0L DFI</p>	<p>No. 21751 SCREW OEM: 10-69570</p>  <p>For All Poppet</p>	<p>No. 21465 CABLE TIE OEM: 54-816311T</p>  <p>8" Length</p>	<p>No. 13825 SPRING OEM: 24-90392</p>  <p>30-60 HP 2 & 3-Cyl. V6 (3.4L)</p>
<p>No. 13823 SPRING OEM: 24-47968</p>  <p>30, 35, 40 (400) (402) 2-Cyl.</p>	<p>No. 13822 SPRING OEM: 24-66852</p>  <p>35, 50, 60 HP</p>	<p>No. 13821 SPRING OEM: 24-64878</p>  <p>Force 40, 50 HP Mercury 135-200 HP V6</p>	<p>No. 13824 SPRING OEM: 24-42996</p>  <p>70, 75, 80, 90 HP 3-Cyl. V6 (2.5L)</p>

Mercury / Mariner / Force

THERMOSTAT HOUSING COMPONENTS CONT.

<p>No. 10562 ELBOW FITTING-PLASTIC OEM: 22-99664-1</p>  <p>For 3/8" I.D. Hose</p>	<p>No. 13801 POPPET OEM: 86596T</p>  <p>40-90 HP 2 & 3-Cyl. 135-225 HP V6</p>	<p>No. 13802 POPPET OEM: 812882-1</p>  <p>30, 40 HP 2-Cyl. 50, 55, 60 HP 3-Cyl.</p>	<p>No. 13811 POPPET OEM: 14480</p>  <p>V6 (2.5L)</p>
<p>No. 13808 DIAPHRAGM OEM: 64877-1</p>  <p>3, L4-Cyl. & V6 (3.0L)</p>	<p>No. 13809 DIAPHRAGM OEM: 812887-1</p>  <p>30, 40 HP 2-Cyl. 50-90 HP 3-Cyl.</p>	<p>No. 13812 DIAPHRAGM OEM: 14479-1</p>  <p>V6 (2.5L)</p>	<p>No. 13815 DEFLECTOR OEM: 16496</p>  <p>V6 (2.5L)</p>
<p>No. 13803 CUP OEM: 12-94182</p>  <p>30-125 HP 2, 3, & 4-Cyl.</p>	<p>No. 13805 CARRIER OEM: 65848</p>  <p>30-125 HP 2, 3, & 4-Cyl.</p>	<p>No. 13806 GROMMET OEM: 25-64872</p>  <p>30-125 HP 2, 3, & 4-Cyl.</p>	<p>No. 13143 CARRIER OEM: 827365</p>  <p>30 Jet, 40, 45, 50, 55, 60 HP 3-Cyl.</p>
<p>No. 30610 GASKET OEM: 27-62386</p>  <p>For Thermostat 1" Dia.</p>	<p>No. 13144 SEAL OEM: 26-854639</p>  <p>30-60 HP 3-Cyl. V6 (3.0L)</p>	<p>No. 13816 WASHER OEM: 12-85303</p>  <p>L6-Cyl. & V6 (2.5L)</p>	<p>No. 13817 WASHER-PLASTIC OEM: 12-76451</p>  <p>V6 (2.5L), V6 (3.0L)</p>

Section 11

Mercury / Mariner / Force Ignition & Electrical

<i>Ignition System Components - Point</i>	138
<i>Ignition System Components - Condenser</i>	138
<i>Ignition System Components - Coil</i>	138
<i>Ignition System Components - Rotor Shaft Bearings</i>	138
<i>Ignition System Applications</i>	138-139

Mercury / Mariner / Force

IGNITION SYSTEM COMPONENTS

Point	Condenser	Coil	Rotor Shaft Bearings
No. 70110 OEM: 394-1100A3 	No. 70660 OEM: 394-1130A1 	No. 72110 OEM: 392-806529A1 	No. 28180 OEM: 30-26379 
			No. 28190 OEM: 30-20066 

IGNITION SYSTEM APPLICATIONS

Model / HP	Year(s)	Serial No. Range	Point	Condenser	Ignition Coil
KF9 MARK	-	All	70110	-	-
KG9 MARK	-	All	70110	-	-
30 MARK	-	All	70110	70660	-
30E MARK	-	All	70110	70660	-
30H MARK	-	All	70110	70660	-
35 HP (FORCE)	1977-1978	352BG/BH/B8H/HH/H8H	-	70660	-
35 HP (FORCE)	1982	352H2P	-	70660	-
35 HP (FORCE)	1978	352H8K	-	70660	-
35 HP (FORCE)	1979	352H9L	-	70660	-
35 HP (FORCE)	1977-1978	353BH/BG/B8H/HH/HG/H8H/H9L	-	70660	-
35 HP (FORCE)	1980	353H0M	-	70660	-
35 HP (FORCE)	1981	353H1N	-	70660	-
35 HP (FORCE)	1982	353H2P	-	70660	-
35 HP (FORCE)	1978	353H8K	-	70660	-
35 HP (FORCE)	1975-1977	354BH/HG/HH/BG	-	70660	-
35 HP (FORCE)	1975-1977	355BH/BG/HG/HH	-	70660	-
35 HP (FORCE)	1975-1977	356BE/BF/HE/HF	-	70660	-
35 HP (FORCE)	1975-1977	357BE/BF/HE/HF	-	70660	-
35A MARK	-	All	70110	-	-
40	-	831021-1279684	70110	-	-
40 MARK	-	All	70110	-	-
45 HP (FORCE)	1975-1977	450BH/BG/HH/HG	-	70660	-
45 HP (FORCE)	1978	450B8K	-	70660	-
45 HP (FORCE)	1975-1977	451BH/BG/HG/HH	-	70660	-
45 HP (FORCE)	1978	451B8K/H8K	-	70660	-
45 HP (FORCE)	1977-1978	452BH/B8J/HH/H8J	-	70660	-
45 HP (FORCE)	1977-1978	453BH/B8J/HH/H8J	-	70660	-
45 HP (FORCE)	1975-1977	454BH/BG/HG/HH	-	70660	-

Mercury / Mariner / Force

IGNITION SYSTEM APPLICATIONS CONTINUED...

Model / HP	Year(s)	Serial No. Range	Point	Condenser	Ignition Coil
45 HP (FORCE)	1975-1977	455BH/HH	-	70660	-
45 HP (FORCE)	1975-1977	456BH/BG/HG/HH	-	70660	-
45 HP (FORCE)	1978	456B8J/H8J	-	70660	-
45 HP (FORCE)	1975-1977	457BG/BH/HG/HH	-	70660	-
45 HP (FORCE)	1978	457B8J/H8J	-	70660	-
45 HP (FORCE)	1975	457HG	-	70660	-
45 HP (FORCE)	1975-1977	458BE/BF/HE/HF	-	70660	-
45 HP (FORCE)	1978	458B8G/H8G	-	70660	-
45 HP (FORCE)	1975-1977	459BE/BF/HE/HF	-	70660	-
45 HP (FORCE)	1978	459B8G/H8G	-	70660	-
45 (MARK 55AE, AM)	-	1139538 & Up	70110	-	-
45 (MARK 58, E, AM, AE)	-	1139538 & Up	70110	-	-
50 MARK	-	All	70110	-	-
50E MARK	-	All	70110	-	-
55 MARK	-	All	70110	70660	-
55AM MARK	-	All	70110	70660	-
55AE MARK	-	All	70110	70660	-
55E MARK	-	All	70110	70660	-
55H MARK	-	All	70110	70660	-
58AE MARK	-	All	70110	70660	-
58E MARK	-	All	70110	70660	-
60 (MARK 75)	-	1072997 and Up	-	-	72110
60 (600) (6-Cyl.)	1960	1303411-1542744	-	-	72110
70 (MARK 78, 78A) (MARK 75A)	-	1110600 and Up	-	-	72110
70 (700) (6-Cyl.)	1960-1961	1296411-1566239	-	-	72110
80 (800) (6-Cyl.)	1960-1961	1335465-1566239	-	-	72110
85 (850) (6-Cyl.)	1963-1964	1460999-1766823	-	-	72110
90 (900) (6-Cyl.)	1965	1766824-1869775	-	-	72110
95 (950) (6-Cyl.)	1966-1967	1869776-2318585	-	-	72110
100 (1000) (6-Cyl.)	1962-1965	1464949-2318585	-	-	72110
110 (1100) (6-Cyl.)	1966-1967	1870204-2314955	-	-	72110
300 / 350	-	1271884-1448139	70110	70660	-
400	-	1279685-1476509	-	70660	-
450	-	1476510-1531568	-	70660	-
500	-	1421113-1755548	-	70660	-
500	-	1770179-4140999	-	70660	-
500 (50HP)	1975	4141000-4357639	-	70660	-
650	-	1542745-3293183	-	70660	-



Section 12

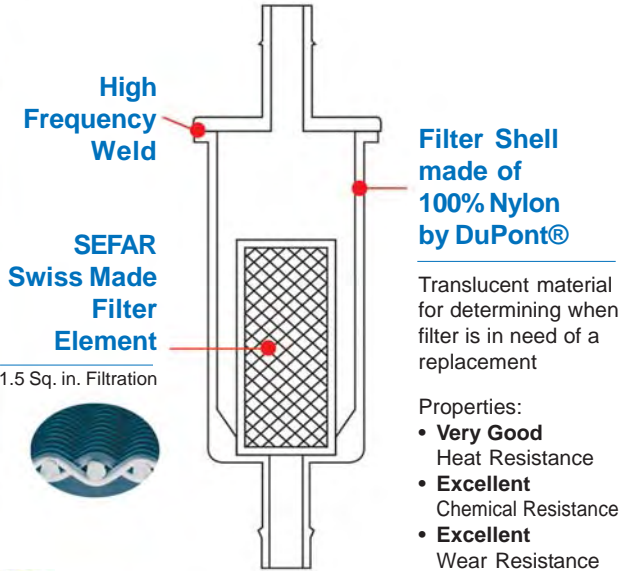
Mercury / Mariner / Force Carburetor Kits and Fuel Pumps

<i>GLM's Plastic Inline Fuel Filters</i>	142
<i>Low Pick-up Water / Fuel Separator Mounting Bracket.....</i>	143
<i>How to Choose the Correct Water / Fuel Separator</i>	144
<i>Stainless Steel Brackets / Die Cast Aluminum Brackets</i>	144
<i>Water Separating Fuel Filter Kits</i>	145
<i>Carburetor Diaphragm & Gasket Kits</i>	146-147
<i>Inlet Needles & Seat Assemblies</i>	147
<i>Gaskets for Fuel System</i>	148
<i>Check Valve Kits</i>	149
<i>Fuel Pump Diaphragm Kits</i>	150
<i>Fuel System Components & Kits Applications</i>	151-155

Mercury / Mariner / Force

FUEL FILTERS

GLM's PLASTIC INLINE FUEL FILTERS



NEW PACKAGING!

Brisk Packaging for Easy Opening



No. 40135

OEM: 435918
For \varnothing 5/16" In - \varnothing 3/8" Out

No. 40145

OEM: 35-816296Q03
Use with \varnothing 1/4" Hose

No. 40155

OEM: 35-816296Q2
Use with \varnothing 5/16" Hose

No. 40165

OEM: N/A
Use with \varnothing 3/8" Hose

GLM's Transparent Inline Fuel Filter

Eliminate contaminants such as dust or dirt particles. Acts not only as a blocking device, but is also a gauge to indicate filter replacement. As affordable as disposable in-line fuel filters

WARNING:
DO NOT USE ON
INBOARD ENGINE
APPLICATIONS




No. 40140 (\varnothing 1/4")
OEM: N/A
No. 40150 (\varnothing 5/16")
OEM: N/A
No. 40160 (\varnothing 3/8")
OEM: N/A

Swiss Made
Filter Element

No. 40000

REPLACEMENT FILTER
OEM: N/A

For No. 40140,
40150, 40160



Swiss Made
Filter Element

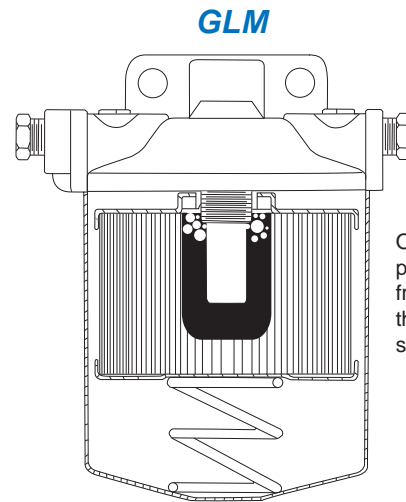
Mercury / Mariner / Force

ELIMINATE FUEL STARVATION WITH GLM'S LOW PICK-UP WATER / FUEL SEPARATOR MOUNTING BRACKET

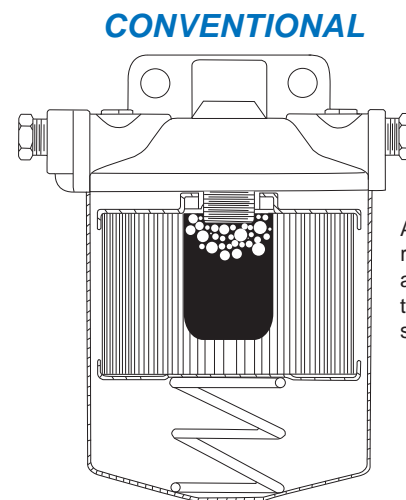
Engine compartment temperatures can soar on hot summer days creating high gasoline temperatures. High temps and agitation caused by rough seas can aerate the gasoline in the water/fuel separator filter turning it into foam. A fuel pump can't pull aerated gasoline from the water/fuel separator and deliver it to the carburetor or fuel rail efficiently. The engine will show signs of gasoline starvation (lean) at high speeds, a situation very similar to vapor lock.

Because this aerated gasoline rises to the top of the water/fuel separating filter, GLM has introduced a filter mounting bracket with a fuel pick-up extending deeper into the filter. Through extensive research and testing the GLM engineers have found the optimum location for the fuel pick-up. The deeper location is low enough to be free of aerated gasoline but high enough to be free of the water in the bottom of the separator.

The deeper fuel pick-up is only found on the new GLM water/fuel separator mounting bracket kits. It might solve some of those mysterious fuel delivery problems your engine may be experiencing!



Our design prevents air from entering the fuel system.



Air molecules rise to top and into the fuel system.

***For trouble free boating always remember to replace your water/fuel separating filter after every 50 hours of engine operation!**

Mercury / Mariner / Force

HOW TO CHOOSE THE CORRECT WATER/FUEL SEPARATOR

Water/Fuel Separators are categorized by their capacity to filter different sized dirt particles. Rated in Microns, (each micron is one millionth of an inch in diameter) marine filters will normally be available with elements capable of filtering 2 micron particles, 10 micron particles, or 28 micron particles. A marine filter capable of filtering 2 micron particles will clean the fuel more efficiently than a 28 micron filter but will be more restrictive to fuel flow. The 2 micron filter will also become dirty sooner and will need replacement more often.

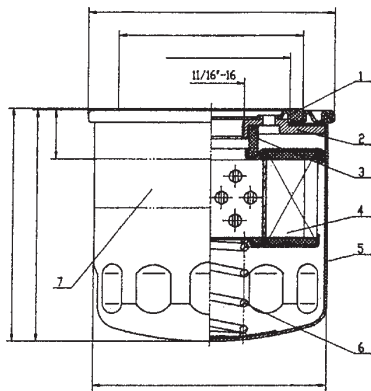
Fuel flow is rated in Gallons Per Hour (GPH). A typical 350/5.7L inboard engine will require 27 GPH at 4,800 rpm, a 454/7.4L inboard engine will require 37 GPH at 4,800 rpm. Selecting a fuel/water separating filter should be based on the amount of fuel the engine requires in GPH at wide open throttle.

A 2 micron fuel filter is generally too restrictive for the average four stroke inboard engine and may separate the

oil from the fuel in two stroke outboard engines. For this reason GLM sells only the 10 and 28 micron fuel filters.

The 28 micron filter is the most common size fuel filter in the marine industry and is the standard replacement filter for all two stroke and four stroke marine engines. The GLM 28 micron filter exceeds all engine manufacturers' specifications for particulate filtering, water separating and fuel flow.

The GLM 10 micron filter will provide exceptional filtering and only moderate fuel pressure loss. When used with sufficient sized fuel lines it will flow enough fuel for inboard engines up to 550 horsepower. It will **not** separate the oil from the gasoline on a two stroke outboard equipped boat. Because a 10 micron filter clogs faster than a 28 micron filter GLM recommends replacing the water/fuel separator filter at regular intervals.



GLM Fuel Filter Features

- * 28 or 10 micron filter paper shaped into 70 pleats total 327 sq. in. filtration. The largest filtering capability in the aftermarket. (4)
- * BWG #11 heavy duty spring (6).
- * Gasoline resistant rubber seals (1) (3).
- * Oxidizing treatment inside powder coated outside for corrosion protection (5).
- * Minimum 196N.m. torque strength between adapt plate and canister (2).
- * Will not separate 2 cycle oil from gasoline!

SUS316 Stainless Steel Brackets		Translucent Red Stainless Steel Brackets		Die Cast Aluminum Brackets	
No. 25010 w/ 2 brass plugs 2 extension tubes  ø 1/4" NPTF Ports (2 inputs & 2 outputs)	No. 25030 w/ 2 brass plugs 2 extension tubes  ø 3/8" NPTF Ports (2 inputs & 2 outputs)	No. 25011 w/ 2 brass plugs 2 extension tubes  NEW ø 1/4" NPTF Ports (2 inputs & 2 outputs)	No. 25031 w/ 2 brass plugs 2 extension tubes  NEW ø 3/8" NPTF Ports (2 inputs & 2 outputs)	No. 25000 w/ 2 brass plugs 2 extension tubes  ø 1/4" NPTF Ports (2 inputs & 2 outputs)	No. 25020 w/ 2 brass plugs 2 extension tubes  ø 3/8" NPTF Ports (2 inputs & 2 outputs)
No. 24942 WATER SEPARATOR FUEL FILTER OEM: N/A  10 Micron Height 4-7/16"				No. 24940 WATER SEPARATOR FUEL FILTER OEM: N/A  28 Micron Height 4-7/16"	

Mercury / Mariner / Force

WATER SEPARATING FUEL FILTER KITS

With Stainless Steel Bracket

No. 24956

(24940+25010)
OEM: N/A

28 Micron

ø 1/4" NPTF Ports
Flow: 50 GPH
with 2 brass plugs & 2 extension tubes



No. 24958

(24940+25030)
OEM: N/A

28 Micron

ø 3/8" NPTF Ports
Flow: 75 GPH
with 2 brass plugs & 2 extension tubes



No. 24957

(24942+25010)
OEM: N/A

10 Micron

ø 1/4" NPTF Ports
Flow: 50 GPH
with 2 brass plugs & 2 extension tubes



No. 24959

(24942+25030)
OEM: N/A

10 Micron

ø 3/8" NPTF Ports
Flow: 75 GPH
with 2 brass plugs & 2 extension tubes



With NEW! Translucent Red Stainless Steel Bracket

No. 24960

(24940+25011)
OEM: N/A

28 Micron

ø 1/4" NPTF Ports
Flow: 50 GPH
with 2 brass plugs & 2 extension tubes



No. 24962

(24940+25031)
OEM: N/A

28 Micron

ø 3/8" NPTF Ports
Flow: 75 GPH
with 2 brass plugs & 2 extension tubes



With Die Cast Aluminum Bracket

No. 24950

(24940+25000)
OEM: N/A

28 Micron

ø 1/4" NPTF Ports
Flow: 50 GPH
with 2 brass plugs & 2 extension tubes



No. 24953

(24940+25020)
OEM: N/A

28 Micron

ø 3/8" NPTF Ports
Flow: 75 GPH
with 2 brass plugs & 2 extension tubes



No. 24952

(24942+25000)
OEM: N/A

10 Micron

ø 1/4" NPTF Ports
Flow: 50 GPH
with 2 brass plugs & 2 extension tubes



No. 24954

(24942+25020)
OEM: N/A

10 Micron

ø 3/8" NPTF Ports
Flow: 75 GPH
with 2 brass plugs & 2 extension tubes



Mercury / Mariner / Force

CARBURETOR DIAPHRAGM & GASKET KITS

No. 40401

OEM: 1395-4808-1



No. 40410

OEM: 1395-6200



No. 40420

OEM: 1395-6452



No. 40435

OEM: 1399-1717, 1399-2015



No. 40460

OEM: 1399-5135



No. 40470

OEM: N/A



No. 40480

OEM: N/A



No. 40490

OEM: 1395-811223-1



No. 40610

OEM: 1395-9761-1



No. 40620

OEM: 810749-2



No. 40630

OEM: 810749-3



No. 40640

OEM: 1395-9024



Mercury / Mariner / Force

CARBURETOR DIAPHRAGM & GASKET KITS CONTINUED

No. 40440

OEM: 1395-9651



No. 40450

OEM: FK10352



Force 9.9, 15, 25 HP

No. 40500

OEM: FK10004,
FK10005, FK10007, FK10008,
FK10027, FK10108, FRK739



Chrysler Outboard 3.6 HP -150 HP
Sea King 6.0 HP - 55 HP

INLET NEEDLE & SEAT ASSEMBLIES

No. 40900

OEM: 1395-7824



No. 40910

OEM: 1395-8318



No. 40920

OEM: 1395-9258-1



No. 40930

OEM: 19271-1



No. 40940

OEM: 1395-811690-1



No. 40980

OEM: F010790



No. 40960

OEM: 809570-1



No. 40970

OEM: 1395-9022



No. 40950

OEM: 1395-9595-1



Mercury / Mariner / Force

GASKETS FOR FUEL SYSTEM

<p>No. 32190 GASKET OFM: 1399-99</p>  <p>For Early L4 & L6-Cyl.</p>	<p>No. 32200 GASKET OEM: 1399-5207</p>  <p>7.5, 9.8, 18, 25, 45, 50 HP</p>	<p>No. 32770 CARBURETOR GASKET OEM: 27-15172-3</p>  <p>3 & L4-Cyl.</p>	<p>No. 31260 PUMP COVER SCREW GASKET OEM: 27-25848</p>  <p>2, 3, L4 & L6-Cyl.</p>
<p>No. 31270 STRAINER COVER (SMALL) GASKET OEM: 27-25849</p> 	<p>No. 31280 STRAINER COVER (LARGE) GASKET OEM: 27-25851</p> 	<p>No. 31300 CARBURETOR FLANGE GASKET OEM: 27-31402</p>  <p>For Early L4 & L6-Cyl.</p>	<p>No. 31500 CARBURETOR FLANGE GASKET OEM: 27-48164-1</p>  <p>90, 115 HP, L6-Cyl.</p>
<p>No. 31650 CARBURETOR FLANGE GASKET OEM: 27-63309</p>  <p>4.5, 7.5, 9.8 HP</p>	<p>No. 31690 CARBURETOR MOUNTING GASKET OEM: 27-67751-1</p>  <p>135-225 HP, V6</p>	<p>No. 30830 CARBURETOR TO CHOKE PLATE GASKET OEM: 27-71827</p>  <p>65 HP, 3-Cyl.</p>	<p>No. 31810 CARBURETOR FLANGE GASKET OEM: 27-73377-1</p>  <p>50, 60 HP, 3-Cyl.</p>
<p>No. 31860 CARBURETOR FLANGE GASKET OEM: 27-75791-1</p>  <p>20, 25, 30, 40, 45 HP, 2 & 3-Cyl.</p>	<p>No. 30960 CARBURETOR PLATE GASKET OEM: 27-76952</p>  <p>70, 75, 80, 85 HP, 3 & 4-Cyl.</p>	<p>No. 32350 GASKET OEM: 27-89221-1</p>  <p>135-225 HP, V6</p>	<p>No. 32120 CARBURETOR MOUNTING GASKET OEM: 27-90430-1</p>  <p>135-200 HP, V6</p>
<p>No. 32960 FUEL PUMP BASE GASKET OEM: 27-98769-1</p> 	<p>No. 37150 CARBURETOR FLANGE GASKET OEM: 27-828925</p>  <p>75-95 HP, Force & Sport Jet</p>	<p>No. 37400 CARBURETOR FLANGE GASKET OEM: 27-F440906</p>  <p>40-140 HP, Force</p>	<p>No. 37420 CARBURETOR INTAKE GASKET OEM: 27-F481836</p>  <p>55-95 HP, Force</p>
<p>No. 37380 CARBURETOR ADAPTOR GASKET OEM: 27-F433168</p>  <p>20-50 HP, Force</p>		<p>No. 37390 DEFLECTOR PLATE GASKET OEM: 27-F433406</p>  <p>20-50 HP, Force</p>	

Mercury / Mariner / Force

CHECK VALVE KITS

No. 40170

OEM: 21-13424A1



No. 40180

OEM: 21-30430A1



No. 40190

OEM: 21-30430A3



No. 40200

OEM: 21-30430A4



No. 40210

OEM: 21-30430A7



No. 40220

OEM: 21-30430A8



No. 40230

OEM: 21-30430A11



No. 40240

OEM: 21-30430A12



No. 40250

OEM: 21-30430A13



No. 40260

OEM: 21-30430A14



Mercury / Mariner / Force

FUEL PUMP DIAPHRAGM KITS

No. 40860

OEM: 27-818043A1



Force 5-15 HP

No. 40870

OEM: N/A



Force & Sport Jet

No. 40310

OEM: 23014A1



No. 40320

OEM: 55278A1



No. 40330

OEM: 55278A5



No. 40340

OEM: 55278A4



No. 40350

OEM: 89031A1



No. 40360

OEM: 89031A2



No. 40370

OEM: 89031A3



No. 40380

OEM: 89031A4



No. 40390

OEM: 90363A1



No. 40290

OEM: 21-857005A1, 42909A4



No. 40300

OEM: 56678A1



Mercury / Mariner / Force

FUEL SYSTEM COMPONENT AND KIT APPLICATIONS

Model	Year	Country	Serial No. Range and/or (Carburetor No.)	Diaphragm Kit	Gasket Kit	Inlet Needle Assembly	Float	Check Valve Kit
3.9 (39)	1964-68		1655013-2498135 (KB-7A, KB-7B)	-	40435	40920	-	-
4 (40) (1-Cyl.)	1969-71	USA	2498136-4107219 (KB-10A)	-	40435	40920	-	-
4 (1-Cyl.)			(WMD-1)	-	40435	40910	-	-
4.5 (1-Cyl.)		USA	(KB-10A)	40920	40435	40435	-	-
4.5 (1-Cyl.)			(WMD-1)	-	40435	40910	-	-
6			(KB-6A, 6B)	-	40435	40920	-	N/A
6			(AJ-57A)	-	N.L.A.	40920	-	N/A
6			(WMC-5, 5A, 5B, 7, 7A, 17, 17B, 17C, 18, 18A, 18B, 19, 19A, 20, 20A, 20B)	40610	40610	-	-	N/A
6			(WMC-23, 28, 34, 39, 41, 41A, 47, 47A, 49, 49A, 57)	40610	40610	-	-	N/A
6	1986-98	USA	0A197112 & Up	40610	-	-	-	N/A
6	1986-98	BEL	9461526 & Up	40610	-	-	-	N/A
7.5 (7.5, 75)			(BB-2A, 2B, 2C, 4A, 5A, 5B, 5C, 5D, 7A, 7C)	40660	40460	40970	-	-
7.5 (7.5, 75)			(KB-9A, 12A)	-	40435	40920	-	-
7.5			(WMB-2, 4)	-	-	40970	-	-
8			(WMC-5, 5A, 5B, 7, 7A, 17, 17B, 17C, 18, 18A, 18B, 19, 19A, 20, 20A, 20B)	40610	40610	-	-	-
8			(WMC-23, 28, 34, 39, 41, 41A, 47, 47A, 49, 49A, 57)	40610	40610	-	-	-
8	1986-98	USA	0A197112 & Up	40610	-	-	-	-
8	1986-98	BEL	9461526 & Up	40610	-	-	-	-
9.8 (9.8, 110)			(BB-1A, 1B, 1C, 3A, 3B, 3C, 6A, 6C)	40660	40460	40970	-	-
9.8 (9.8, 110)			(KB-5A, 8A, 11A)	N/A	40435	40920	-	-
9.8			(WMB-1, 3)	N/A	-	40970	-	-
9.9			(WMC-5, 5A, 5B, 7, 7A, 17, 17B, 17C, 18, 18A, 18B, 19, 19A, 20, 20A, 20B)	40610	40610	-	-	-
9.9			(WMC-23, 28, 34, 49, 41, 41A, 47, 47A, 49, 49A, 57)	40610	40610	-	-	-
9.9	1986-98	USA	0A197112 & Up	40610	-	-	-	-
9.9	1986-98	BEL	9461526 & Up	40610	-	-	-	-
10 (100)			(AJ-56AB)	N/A	N.L.A.	40920	-	-
10 (100)			(KB-1A, 4A)	N/A	40435	40920	-	-
10 (Sea Pro, Marathon)			(WMC-33, 33A, 40, 42, 50, 50A, 50B, 55, 55A)	40610	40610	-	-	-
10 (XR10, Magnum 10)			(WMC-23, 48, 48A, 49, 49A)	40610	40610	-	-	-
15 (150)			(KB-1A, 4A)	N/A	40435	40920	-	-
15			(WMC-5, 5A, 5B, 7, 7A, 17, 17B, 17C, 18, 18A, 18B, 19, 19A, 20, 20A, 20B)	40610	40610	-	-	-
15			(WMC-23, 28, 34, 39, 41, 41A, 47, 47A, 49, 49A, 57)	40610	40610	-	-	-
15	1988-98	USA	0B292414 & Up	40610	-	-	-	-
15	1988-98	BEL	9542620 & Up	40610	-	-	-	-
15 (Super 15, 15XD)			(WMC-13, 13A, 14, 14A, 15A, 16A, 24, 25, 26, 27, 29, 30, 31, 31A, 32, 32A, 35, 35A, 35B, 36, 37, 44, 45, 46, 46A, 52, 52A, 53, 53A, 54, 54A, 56, 56A)	40610	40610	-	-	-
15 (Sea Pro, Marathon)			(WMC-33, 33A, 40, 42, 50, 50A, 50B, 55, 55A)	40610	40610	-	-	-
18			(WMC-1, 2, 3, 4, 9, 10, 11, 12)	40610	40610	-	-	-
18			(WMC-13, 13A, 14, 14A, 15A, 16A, 24, 25, 26, 27, 29, 30, 31, 31A, 32, 32A, 35, 35A, 35B, 36, 37, 44, 45, 46, 46A, 52, 52A, 53, 53A, 54, 54A, 56, 56A)	40610	40610	-	-	-
20 (200)			(KA-22A, 22B, 22C, 23A, 25A)	N/A	40435	40920	-	-
20 (200)	1966-67		1866496-2296266	40310	-	-	-	-
20 (20, 200)			(BA-1A, 2A, 2C, 2D, 2E)	40660	40460	-	-	-
20			(WMC-1, 2, 3, 4, 9, 10, 11, 12)	40610	40610	-	-	-
20			(WMC-13, 13A, 14, 14A, 15A, 16A, 24, 25, 26, 27, 29, 30, 31, 31A, 32, 32A, 35, 35A, 35B, 36, 37, 44, 45, 46, 46A, 52, 52A, 53, 53A, 54, 54A, 56, 56A)	40610	40610	-	-	-
20	1986-87	USA	6443973 & Up	40610	-	-	-	-
20	1986-87	BEL	9415101 & Up	40610	-	-	-	-
20	1986-87	CAN	7209533 & Up	40610	-	-	-	-
20 Jet	1994-98	USA	0G044027 and Up (WMC-45, 53A)	40610	40610	-	-	-
25 (2-Cyl.)			(WMC-1, 2, 3, 4, 9, 10, 11, 12)	40610	40610	-	-	-
25 (2-Cyl.)			(WMC-13, 13A, 14, 14A, 15A, 16A, 24, 25, 26, 27, 29, 30, 31, 31A, 32, 32A, 35, 35A, 35B, 36, 37, 44, 45, 46, 46A, 52, 52A, 53, 53A, 54, 54A, 56, 56A)	40610	40610	-	-	-
25	1984-87	USA	6443973 & Up	40610	-	-	-	-
25	1984-87	BEL	9415101 & Up	40610	-	-	-	-
25	1984-87	CAN	7209533 & Up	40610	-	-	-	-
30 (300) (4-Cyl.)			(AJ-54A)	N/A	N.L.A.	40920	-	-
30 (300) (4-Cyl.)			(KB-2A)	N/A	40435	40920	-	-
20 (2-Cyl.) (644cc)	1994-98		0G053314 & Up (WME-36, 36A, 37, 39A, 42, 42A, 63, 64, 65, 66, 67)	40290	40490	40950	-	-
30 Jet (4-Cyl.)			(WMA-10, 13)	N/A	40440	40950	-	-
30 Jet (3-Cyl.)			(WME-53, 68, 69)	N/A	40490	40950	-	-

Mercury / Mariner / Force

FUEL SYSTEM COMPONENT AND KIT APPLICATIONS CONT.

Model	Year	Country	Serial No. Range and/or (Carburetor No.)	Diaphragm Kit	Gasket Kit	Inlet Needle Assembly	Float	Check Valve Kit
30 Jet	1994-97		0C159200 & Up	N/A	40290	-	-	-
30 Jet	1998		G590000 & Up	N/A	40290	-	-	-
35 (350)	1966-69		1960827-2874703	40310	40180	-	-	-
35 (350) (4-Cyl.)			(AJ-54A)	N/A	N.L.A.	40920	-	-
35 (350) (4-Cyl.)			(KB-2A)	N/A	40435	40920	-	-
35 (2-Cyl.)			(KC-4A, 8A, 9A, 9B, 9C, 13A)	N/A	40435	40910	-	-
35	1984-86	USA	6445653-0B110788	40320	-	-	-	40170
35	1984-86	BEL	9384476 & Up	40320	-	-	-	40170
35	1984-86	CAN	209608 & Up	40320	-	-	-	40170
35	1987-89	USA	0B110789 & Up	40290	-	-	-	N/A
35	1987-89	BEL	9384476 & Up	40290	-	-	-	N/A
40 (400) (4-Cyl.)			(KA-2A, 9A)	N/A	40435	40920	-	-
40 (40, 400, 402) (2-Cyl.)			(KD-5A)	N/A	40401	40920	-	-
40 (40, 400, 402) (2-Cyl.)			(WMK-1, 8, 21, 24, 31, 33, 34, 38)	N/A	40401	40910	-	-
40 (40, 400, 402) (2-Cyl.)	1970-79	USA	2874704-5556229	40320	-	-	-	-
40 (40, 400, 402) (2-Cyl.)	1972-79	AUS	8002335-8064749	40320	-	-	-	-
40 (40, 400, 402) (2-Cyl.)	1972-79	BEL	3339688-9251455	40320	-	-	-	-
40 (40, 400, 402) (2-Cyl.)	1972-79	CAN	3340783-7144762	40320	-	-	-	-
40 (2-Cyl.) (644cc)			(WME-36, 36A, 37, 37A, 38 39A, 42, 42A, 63, 64, 65, 66, 67)	N/A	40490	40950	-	-
40 (2-Cyl.) (644cc)	1994-98	USA	0G053314 and Up	40290	-	-	-	N/A
40 (3-Cyl.)			(WME-53, 68, 69)	N/A	40490	40950	-	-
40 (3-Cyl.)	1997-98	USA	0G531301 & Up	40290	-	-	-	N/A
40 (3-Cyl.)	1997-98	BEL	9973100 & Up	40290	-	-	-	N/A
40 (4-Cyl.)			(WMA-4)	40640	40640	40970	-	-
40 (4-Cyl.)			(WMA-7B)	N/A	40440	40950	-	-
40 (4-Cyl.)			(WMA-9, 10, 13)	N/A	40440	40950	-	-
40 (4-Stroke)	1998	USA	0G231123 & Up	N/A	N.L.A.	40960	-	-
45 (450) (4-Cyl.)			KA-17A	N/A	40435	40920	-	-
45 (4-Cyl.)			(WMA-4)	40640	40640	40970	-	-
45 (4-Cyl.)			(WMA-7B)	N/A	40440	40950	-	-
45 (4-Cyl.)			(WMA-9, 10, 13)	N/A	40440	40950	-	-
45 (4-Cyl.)	1987-89	USA	0B110789 & Up	40290	-	-	-	N/A
45 (4-Cyl.)	1987-89	BEL	9466692 & Up	40290	-	-	-	N/A
45 (4-Stroke, Bodensee)	1996-98	USA	0G231123 & Up	N/A	N.L.A.	40960	-	-
45 Jet (3-Cyl.)			(WME-57, 78)	N/A	40490	40950	-	-
45 Jet	1994-95	USA	6428681-0B122929	40320	-	-	-	N/A
45 Jet	1994-95	USA	0B122930 & Up	40290	-	-	-	N/A
50 (50, 500) (4-Cyl.)	1967-75	USA	2116318-4357639	40310	-	-	-	-
50 (50, 500) (4-Cyl.)	1971-75	AUS	2863739-8030089	40310	-	-	-	-
50 (50, 500) (4-Cyl.)	1971-75	BEL	9001581-9107213	40310	-	-	-	-
50 (50, 500) (4-Cyl.)	1967-75	CAN	2097445-7068997	40310	-	-	-	-
50 (4-Cyl.)			(KA-13A, 18A, 19A, 21A, 21B, 21C, 21D, 24A, 26A, 26B, 27A)	N/A	40435	40920	-	-
50 (4-Cyl.)			(BA-3A, 3B, 3C, 3D, 4A)	40660	40460	40970	-	-
50 (4-Cyl.)			(WMA-1, 3)	40640	40640	40970	-	-
50 (4-Cyl.)			(WMK-8)	N/A	40401	40910	-	-
50 (3-Cyl.)			(WM-13, 13A, 15, 15A, 16, 16A, 18)	N/A	40410	40930	-	-
50 (3-Cyl.)			(WME-22, 22B, 23, 24, 26, 27, 28, 35, 43, 44, 45, 53, 68, 69)	N/A	40490	40950	-	-
50 (3-Cyl.)	1986-87	USA	6428681-0B122929	40320	-	-	-	N/A
50 (3-Cyl.)	1986-87	BEL	9385911-9469199	40320	-	-	-	N/A
50 (3-Cyl.)	1986-87	CAN	7208333-0A721307	40320	-	-	-	N/A
50 (3-Cyl.)	1988-90	USA	0B122930 & Up	40290	-	-	-	N/A
50 (3-Cyl.)	1988-90	BEL	9469200 & Up	40290	-	-	-	N/A
50 (3-Cyl.)	1988-90	CAN	0A721308 & Up	40290	-	-	-	N/A
50 (3-Cyl.)	1998	USA	0G590000 & Up	40290	-	-	-	N/A
50 (3-Cyl.)	1998	BEL	9973100 & Up	40290	-	-	-	N/A
50 (4-Stroke)	1995-98	USA	0G231123 & Up	N/A	N.L.A.	40960	-	-
55			(WM-13, 13A, 15, 15A, 16, 16A, 18)	N/A	40410	40930	-	-
55			(WME-22, 22B, 23, 24, 26, 27, 28 35, 43, 44, 45, 57, 58)	N/A	40490	40950	-	-
55 (3-Cyl.)	1996-97	USA	0D000750 & Up	40290	-	-	-	N/A
55 (3-Cyl.)	1996-97	BEL	9741042 & Up	40290	-	-	-	N/A
60 (600) (6-Cyl.)			(KB-3A)	N/A	40435	40920	-	-
60 (3-Cyl.)			(WM-13, 13A, 15, 15A, 16, 16A, 18)	N/A	40410	40930	-	-
60 (3-Cyl.)			(WME-22, 22B, 23, 24, 26, 27, 28, 35, 43, 44, 45, 57, 58)	N/A	40490	40950	-	-
60 (3-Cyl.)	1984-87	USA	6428681-0B122929	40320	-	-	-	N/A
60 (3-Cyl.)	1984-87	BEL	9385911-9469199	40320	-	-	-	N/A
60 (3-Cyl.)	1984-87	CAN	7208333-0A721307	40320	-	-	-	N/A
60 (3-Cyl.)	1988-90	USA	0B122930 & Up	40290	-	-	-	N/A
60 (3-Cyl.)	1988-90	BEL	9469200 & Up	40290	-	-	-	N/A
60 (3-Cyl.)	1988-90	CAN	0A721308 & Up	40290	-	-	-	N/A
65 (650) (4-Cyl.)			(KC-2A, 5A, 5B, 5C, 11A, 15A)	N/A	40435	40920	-	-
65 (650) (4-Cyl.)	1967-69		2119749-2803561	40310	-	-	-	40180
65 (650) (4-Cyl.)	1970-71		2803562-3293183	40300	-	-	-	40200
65 (650) (3-Cyl.)			(WMK-5, 12, 13, 20)	N/A	40401	40910	-	-

Mercury / Mariner / Force

FUEL SYSTEM COMPONENT AND KIT APPLICATIONS CONT.

Model	Year	Country	Serial No. Range and/or (Carburetor No.)	Diaphragm Kit	Gasket Kit	Inlet Needle Assembly	Float	Check Valve Kit
65 (650) (3-Cyl.)			(WM-2)	N/A	40410	40910	-	-
65 (650) (3-Cyl.)			(WM-4)	N/A	40410	40910	-	-
65 (650) (3-Cyl.)	1972-76	USA	3293184-4571651	40300	-	-	-	40190
65 (650) (3-Cyl.)	1973-83	AUS	8006640 & Up	40300	-	-	-	40190
65 (650) (3-Cyl.)	1973-76	BEL	9020074-9135824	40300	-	-	-	40190
65 (650) (3-Cyl.)	1973-76	CAN	7013633-7087822	40300	-	-	-	40190
65 Jet (3-Cyl.)			(WME-29, 30, 41, 46, 47, 48, 49, 59, 60, 61, 62, 75, 76, 77, 78, 82, 83, 84, 87, 88)	N/A	40490	40950	-	-
65 Jet	1994-98	USA	00283222 & Up	40290	-	-	-	N/A
70 (700) (6-Cyl.)			(KA-8A, 12A)	N/A	40435	40920	-	N/A
70 (3-Cyl.)			(WM-6, 8, 9, 11)	N/A	40410	40910	-	-
70 (3-Cyl.)			(WME-1, 1A, 1B, 4, 5, 6, 6A, 7, 7B, 8, 9, 10, 10A, 15, 15A, 17, 18, 19, 25)	N/A	40490	40950	-	-
70 (3-Cyl.)	1977-83	USA	4571652-6428680	40340	-	-	-	40170
70 (3-Cyl.)	1977-83	AUS	8042350 & Up	40340	-	-	-	40170
70 (3-Cyl.)	1977-83	BEL	9135825-9385910	40340	-	-	-	40170
70 (3-Cyl.)	1977-83	CAN	7087823-7208332	40340	-	-	-	40170
70 (3-Cyl.)	1987	USA	0A996142 & Up	40280	-	-	-	N/A
70 (3-Cyl.)	1987	BEL	9483121 & Up	40280	-	-	-	N/A
75 (4-Cyl.)			(WM-14, 17)	N/A	40410	40930	-	-
75 (4-Cyl.) use w/ triangular pump	1984-88	USA	6432901 & Up	40330	-	-	-	40250
75 (4-Cyl.) use w/ triangular pump	1984-88	BEL	9393856 & Up	40330	-	-	-	40250
75 (4-Cyl.) use w/ triangular pump	1984-88	CAN	7208573 & Up	40300	-	-	-	40250
75 (4-Cyl.) use w/ square pump	1984-88	USA	6432901 & Up	40290	-	-	-	N/A
75 (4-Cyl.) use w/ square pump	1984-88	BEL	9393856 & Up	40290	-	-	-	N/A
75 (4-Cyl.) use w/ square pump	1984-88	CAN	7208573 & Up	40290	-	-	-	N/A
75 (3-Cyl.)			(WME-1, 1A, 1B, 4, 5, 6, 6A, 7, 7B, 8, 9, 10, 10A, 15, 15A, 17, 18, 19, 25, 29, 30, 31, 41, 46, 47, 48, 49, 59, 60, 61, 62, 75, 76, 77, 78, 82, 83, 84, 87, 88)	N/A	40490	40950	-	-
75 (3-Cyl.)	1990-98	USA	0C222000 & Up	40280	-	-	-	N/A
75 (3-Cyl.)	1990-98	BEL	9589039 & Up	40280	-	-	-	N/A
75 (3-Cyl.)	1990-98	USA	0C222000 & Up	40290	-	-	-	N/A
75 (3-Cyl.)	1990-98	BEL	9589039 & Up	40290	-	-	-	N/A
80 (800) (6-Cyl.)			KA-10A, 11A, 14A, 16A, KC-3A	N/A	40435	40920	-	-
80 (800) (4-Cyl.)	1969-72		2559001-2670574	40310	-	-	-	40180
80 (800) (4-Cyl.)	1969-72		2783253-2856331	40300	-	-	-	40190
80 (80, 800) (4-Cyl.)			(KD-4A)	N/A	40401	40910	-	-
80 (80, 800) (4-Cyl.)			(WM-5, 10, 12, 14, 17)	N/A	40410	40910	-	-
80 (80, 800) (4-Cyl.)	1978-83	USA	4831999-6432900	40330	-	-	-	40250
80 (80, 800) (4-Cyl.)	1978-83	AUS	8050200 & Up	40330	-	-	-	40250
80 (80, 800) (4-Cyl.)	1978-83	BEL	9177626-9393855	40330	-	-	-	40250
80 (80, 800) (4-Cyl.)	1978-83	CAN	7110998-7208572	40330	-	-	-	40250
80 (3-Cyl.)			(WME-1, 1A, 1B, 4, 5, 6, 6A, 7, 7B, 8, 9, 10, 10A, 15, 15A, 17, 18, 19, 25)	N/A	40490	40950	-	-
80 (3-Cyl.)	1987	USA	0A996142 & Up	40280	-	-	-	N/A
80 (3-Cyl.)	1987	BEL	9483121 & Up	40280	-	-	-	N/A
80 Jet (4-Cyl.)	1994-98		(WME-32, 32A, 50, 79)	N/A	40490	40950	-	-
80 Jet	1994-98		0D283222 & Up	40290	-	-	-	N/A
85 (850) (6-Cyl.)			(KA-10A, 11A, 14A, 16A, KC-3A)	N/A	40435	40920	-	-
85 (850) (4-Cyl.)			(WM-3, 5)	N/A	40410	40910	-	-
85 (850) (4-Cyl.)			(WMK-4, 16, 17)	N/A	40401	40910	-	-
85 (850) (4-Cyl.)	1973-77	USA	3493913-4831998	40330	-	-	-	40250
85 (850) (4-Cyl.)	1973-77	AUS	8005440-8050199	40330	-	-	-	40250
85 (850) (4-Cyl.)	1973-77	BEL	9011604-9177625	40330	-	-	-	40250
85 (850) (4-Cyl.)	1973-77	CAN	7010108-7110997	40330	-	-	-	40250
90 (900) (6-Cyl.)			(KC-6A)	N/A	40435	40920	-	-
90 (90, 900) (6-Cyl.)			(WMK-23, 27, 30, 35, 39)	N/A	40401	40910	-	-
90 (90, 900) (6-Cyl.)	1978-79	USA	4845301-5299505	40350	-	-	-	40210
90 (90, 900) (6-Cyl.)	1978-79	CAN	7111698-7123762	40350	-	-	-	40210
90 (6-Cyl.) use w/ triangular pump	1979-86	USA	5299506 & Up	40370	-	-	-	40260
90 (6-Cyl.) use w/ triangular pump	1979-83	AUS	8060545 & Up	40370	-	-	-	40260
90 (6-Cyl.) use w/ triangular pump	1979-86	CAN	7147088 & Up	40370	-	-	-	40260
90 (6-Cyl.) use w/ square pump	1979-86	USA	5299506 & Up	40290	-	-	-	N/A
90 (6-Cyl.) use w/ square pump	1979-83	AUS	8060545 & Up	40290	-	-	-	N/A
90 (6-Cyl.) use w/ square pump	1979-86	CAN	7147088 & Up	40290	-	-	-	N/A
90 (3-Cyl.)			(WME-1, 1A, 1B, 4, 5, 6, 6A, 7, 7B, 8, 9, 10, 10A, 15, 15A, 17, 18, 19, 25, 29, 30, 31, 41, 46, 47, 48, 49, 59, 60, 61, 62, 75, 76, 77, 78, 82, 83, 84, 87, 88)	N/A	40490	40950	-	-
90 (3-Cyl.)	1987	USA	0A996142 & Up	40290	-	-	-	N/A
90 (3-Cyl.)	1987	BEL	9483121 & Up	40290	-	-	-	N/A
90 (3-Cyl.)	1987	USA	0A996142 & Up	40280	-	-	-	N/A
90 (3-Cyl.)	1987	BEL	9483121 & Up	40280	-	-	-	N/A
95 (950) (6-Cyl.)			(KC-6A)	N/A	40435	40920	-	-
95 (950) (6-Cyl.)	1966-67		1869776-2318585	40310	-	-	-	40180
100 (1000) (6-Cyl.)			(KC-1A, 7A, 7B, 10A, 14A)	N/A	40435	40920	-	-
100 (1000) (6-Cyl.)			(KD-1A, 1B, 2A, 3A)	N/A	40401	40910	-	-

Mercury / Mariner / Force

FUEL SYSTEM COMPONENT AND KIT APPLICATIONS CONT.

Model	Year	Country	Serial No. Range and/or (Carburetor No.)	Diaphragm Kit	Gasket Kit	Inlet Needle Assembly	Float	Check Valve Kit
100 (1000SS/BP) (6-Cyl.)	1968-69		2318586-3253111	40310	-	-	-	40180
100 (4-Cyl.)			(WME-11, 14, 20, 20A, 21, 21A, 32, 32A, 50, 79)	N/A	40490	40950	-	-
100 (4-Cyl.)	1988-93	USA	0B209468-0D283221	40280	-	-	-	N/A
100 (4-Cyl.)	1988-93	BEL	9523034-9793576	40280	-	-	-	N/A
100 (4-Cyl.)	1988-93	USA	0B209468-0D283221	40290	-	-	-	N/A
100 (4-Cyl.)	1988-93	BEL	9523034-9793576	40290	-	-	-	N/A
100 (4-Cyl.)	1994-98	USA	0D283222 & Up	40290	-	-	-	N/A
100 (4-Cyl.)	1994-98	BEL	9793577 & Up	40290	-	-	-	N/A
110 (1100) (6-Cyl.)			(KC-1A, 7A, 7B, 10A, 14A)	N/A	40435	40920	-	-
110 (1100) (6-Cyl.)	1966-67		1870204-2314955	40310	-	-	-	40180
115 (1150) (6-Cyl.)	1970-77	USA	2836019-4855152	40320	40190	-	-	-
115 (1150) (6-Cyl.)	1973-77	AUS	8008665-8051949	40320	40190	-	-	-
115 (1150) (6-Cyl.)	1973-77	CAN	7010763-7112248	40320	40190	-	-	-
115 (115, 1150) (6-Cyl.)			(KD-6A, 6B)	N/A	40401	40910	-	-
115 (115, 1150) (6-Cyl.)			(WMK-3, 10, 15, 18, 26, 28, 32, 36, 40, 41)	N/A	40401	40910	-	-
115 (115, 1150) (6-Cyl.)	1978-79	USA	4855153-5314655	40350	40210	-	-	-
115 (115, 1150) (6-Cyl.)	1978-79	AUS	8051950-8061119	40350	40210	-	-	-
115 (115, 1150) (6-Cyl.)	1978-79	CAN	7112248-7131212	40350	40210	-	-	-
115 (115, 1150) (6-Cyl.) use w/ triangular pump	1979-88	USA	5314656 & Up	40370	-	-	-	40260
115 (115, 1150) (6-Cyl.) use w/ triangular pump	1979-83	AUS	8061120 & Up	40370	-	-	-	40260
115 (115, 1150) (6-Cyl.) use w/ triangular pump	1979-88	CAN	7131213 & Up	40370	-	-	-	40260
115 (115, 1150) (6-Cyl.) use w/ square pump	1979-88	USA	5314656 & Up	40290	-	-	-	N/A
115 (115, 1150) (6-Cyl.) use w/ square pump	1979-83	AUS	8061120 & Up	40290	-	-	-	N/A
115 (115, 1150) (6-Cyl.) use w/ square pump	1979-88	CAN	7131213 & Up	40290	-	-	-	N/A
115 (4-Cyl.)			(WME-11, 14, 20, 20A, 21, 21A, 33, 40, 40A)	N/A	40490	40950	-	-
115 (4-Cyl.)	1989-93	USA	0C100000-0D283221	40280	-	-	-	N/A
115 (4-Cyl.)	1989-93	BEL	9559771-9793576	40280	-	-	-	N/A
115 (4-Cyl.)	1989-93	USA	0C100000-0D283221	40290	-	-	-	N/A
115 (4-Cyl.)	1989-93	BEL	9559771-9793576	40290	-	-	-	N/A
115 (4-Cyl.)	1994-98	USA	0D283222 & Up	40290	-	-	-	N/A
115 (4-Cyl.)	1994-98	BEL	9793577 & Up	40290	-	-	-	N/A
125 (1250) (6-Cyl.)			(KD-1A, 1B, 2A, 3A)	N/A	40401	40910	-	-
125 (1250) (6-Cyl.)	1968-69		2314956-2839368	40310	-	-	-	40180
125 (1250BP) (6-Cyl.)	1968		2400058-2641954	40310	-	-	-	40180
125 (4-Cyl.)			(WME-34, 52, 81)	N/A	40490	40950	-	-
125 (4-Cyl.)	1994-98		0D283222 & Up	40290	-	-	-	N/A
135 (1350) (6-Cyl.)			(KD-7A, 7B)	N/A	40401	40910	-	-
135 (1350) (6-Cyl.)			(WMK-4)	N/A	40401	40910	-	-
135 (1350) (6-Cyl.)	1969		2839369-3293233	40320	-	-	-	40190
140 (1400) (6-Cyl.)	1970-71		3293234-3502805	40320	-	-	-	40190
140 (140, 1400) (6-Cyl.)			(WMK-7, 9, 25, 29)	N/A	40401	40910	-	-
140 (140, 1400) (6-Cyl.)	1978-79	USA	4865678-5327662	40350	-	-	-	40210
140 (140, 1400) (6-Cyl.)	1978-79	AUS	8052650-8052879	40350	-	-	-	40210
140 (140, 1400) (6-Cyl.)	1978-79	CAN	7112773-7132512	40350	-	-	-	40210
140 (6-Cyl.)	1980-81	USA	5327663 & Up	40370	-	-	-	40260
140 (6-Cyl.)	1981	AUS	8066065 & Up	40370	-	-	-	40260
140 (6-Cyl.)	1980-81	CAN	7132513 & Up	40370	-	-	-	40260
150 (1500) (6-Cyl.)			(WMK-11, 14, 19, 22)	N/A	40401	40910	-	-
150 (1500) (6-Cyl.)	1973-77	USA	3502806-4865677	40320	-	-	-	40190
150 (1500) (6-Cyl.)	1973-77	AUS	8005615-8052649	40320	-	-	-	40190
150 (1500) (6-Cyl.)	1973-77	CAN	7010533-7112772	40320	-	-	-	40190
150 (1500XS) (6-Cyl.)	1978	USA	4868648-5327662	40360	-	-	-	40220
V-105 Jet	1994-95	USA	0D08200-0G303045 (WMH-13, 13B, 23, 31)	-	40620	40940	-	-
V-105 Jet	1996 & Up	USA	0G303046 & Up (WMV-2, 2A)	-	40630	40940	-	-
V-135 use w/ triangular pump	1986-88	USA	0A904646-0C100860 (WH-33, 40)	40360	40420	40900	-	40220
V-135 use w/ square pump	1986-88	USA	0A904646-0C100860 (WH-32, 35, 38)	40290	40420	40900	-	N/A
V-135 use w/ triangular pump	1989-90	USA	0C100861-0C239552 (WH-35, 38)	40360	40420	40900	-	40220
V-135 use w/ square pump	1989-90	USA	0C100861-0C239552 (WH-40, 48)	40290	40420	40900	-	N/A
V-135	1991	USA	0C239553-0D081999 (WMH-8, 8A)	40360	40620	40940	-	40220
V-135 use w/ triangular pump	1992-95	USA	0D082000-0G303045 (WMH-12A, 12B)	40360	40620	40940	-	40220
V-135 use w/ square pump	1992-95	USA	0D082000-0G303045 (WMH-28, 30)	40290	40620	40940	-	N/A
V-135	1996-98	USA	0G303046-0G760299 (WMV-1, 1A)	40360	40630	40940	-	40220
V-135	-	USA	0G760300 & Up (WMV-1A)	40360	40630	40940	-	40220
V-135 DFI	1998	USA	0G590000 & Up	40290	-	-	-	N/A
V-140 Jet	1994-95	USA	0G082000-0G303045 (WMH-16, 21, 34, 39)	-	40620	40940	-	-
V-140 Jet	1996-98	USA	0G303046-0G760299 (WMV-5, 5A)	-	40630	40940	-	-
V-140 Jet	1996-98	USA	0G760300 & Up (WMV-5A)	-	40630	40940	-	-
V-150 (1500) use w/ triangular pump	1978-85	USA	4868998 & Up	40360	-	-	-	40220
V-150 (1500) use w/ square pump	1978-85	USA	4868998 & Up	40290	-	-	-	N/A
V-150 (150, 1500)	1978-98	USA	ALL (WH-9)	-	40420	-	-	-
V-150 (150, 1500)	1978-98	USA	ALL (WH-12)	-	40420	40900	-	-
V-150 (150, 1500)	1978-98	USA	ALL (WH-29)	-	40420	40900	-	-
V-150	1986-88	USA	0A904646-0C239552 (WH-35, 38, 40, 48)	-	40420	40900	-	-
V-150	1991	USA	0C239553-0D081999 (WMH-1, 7)	-	40620	40940	-	-
V-150	1992-95	USA	0D082000-0G303045 (WMH-13, 13B, 23, 31)	-	40620	40940	-	-
V-150	1996-98	USA	0G303046-0G760299 (WMV-2, 2A)	-	40630	40940	-	-
V-150	-	USA	0G760300 & Up (WMV-3A)	-	40630	40940	-	-
V-150 DFI	1998	USA	0G590000 & Up	40290	-	-	-	N/A

Mercury / Mariner / Force

FUEL SYSTEM COMPONENT AND KIT APPLICATIONS CONT.

Model	Year	Country	Serial No. Range and/or (Carburetor No.)	Diaphragm Kit	Gasket Kit	Inlet Needle Assembly	Float	Check Valve Kit
V-150 EFI	1993-98	USA	ALL	40290	-	-	-	N/A
V-150 (XR4, MAG II)	1988	USA	0B242885-0C100860 (WH-41A)	40290	40420	40900	-	N/A
V-150 (XR4, MAG II)	1989	USA	0C100861-0C239552 (WH-41, 41A)	40290	40420	40900	-	N/A
V-150 (XR4, MAG II)	1991	USA	0C239553-0D081999 (WMH-6)	40290	40620	40940	-	N/A
V-150 (XR4, MAG III)	1992-85	USA	0D082000-0G303045 (WMH-14A, 25, 32A)	40290	40620	40940	-	-
V-150 (XR4, MAG III)	1996-98	USA	0G303046-0G760299 (WMV-3, 3A)	40290	40630	40940	-	-
V-150 (XR4, MAG III)	1996-98	USA	0G762000 & Up (WMV-3A)	40290	40630	40940	-	-
V-175 (175, 1750) triangular pump	1976-88	USA	4301235-0C100860 (WH-13)	40290	40420	40900	-	N/A
V-175 (175, 1750) triangular pump	1976-79	AUS	8058870-8064249 (WH-13)	40290	40420	40900	-	N/A
V-175 (175, 1750) square pump	1976-88	USA	4301235-0C100860 (WH-1, 4, 7, 28, 39, 46)	40360	40420	40900	-	40220
V-175 (175, 1750) square pump	1976-79	AUS	8058870-8064249 (WH-13)	40360	40420	-	-	40220
V-175 (175, 1750) triangular pump	1976-88	USA	4301235-0C100860 (WH-7A)	40290	40420	-	-	N/A
V-175 (175, 1750) triangular pump	1976-79	AUS	8058870-8064249 (WH-7A)	40290	40420	40900	-	N/A
V-175 (175, 1750) square pump	1976-88	USA	4301235-0C100860 (WH-17)	40360	40420	40900	-	40220
V-175 (175, 1750) square pump	1976-79	AUS	8058870-8064249 (WH-17)	40360	40420	40900	-	40220
V-175 (175, 1750) triangular pump	1976-88	USA	4301235-0C100860 (WH-17R, 30, 34)	40290	40420	40900	-	N/A
V-175 (175, 1750) triangular pump	1976-79	AUS	8058870-8064249 (WH-17R, 30, 34)	40290	40420	40900	-	N/A
V-175	1989-90	USA	0C100861-0C239552 (WH-34)	-	40420	40900	-	-
V-175	1991	USA	0C239553-0D081999 (WMH-2, 11)	-	40620	40940	-	-
V-175	1992-95	USA	0D082000-0G303045 (WMH-15, 22, 33)	-	40620	40940	-	-
V-175	1996-98	USA	0G303046-0G760299 (WMV-4, 4A)	-	40630	40940	-	-
V-175	1991	USA	0G760300 & Up (WMV-4A)	-	40630	40940	-	-
V-175	1991	USA	0G760300 & Up	-	40420	40900	-	-
V-175 EFI	1991-98	USA	ALL	40290	-	-	-	N/A
V-200 EFI	1989-98	USA	ALL	40290	-	-	-	N/A
V-200 (200, 2000)	1978-88	USA	4839034-0C100860 (WH-3)	40360	40420	40900	-	40220
V-200 (200, 2000)	1980-81	AUS	8061595-8065672 (WH-3)	40360	40420	40900	-	40220
V-200 (200, 2000)	1978-88	USA	4839034-0C100860 (WH-3A, 11)	40360	40420	-	-	40220
V-200 (200, 2000)	1980-81	AUS	8058870-8065672 (WH-3A, 11)	40360	40420	-	-	40220
V-200 (200, 2000)	1978-88	USA	4839034-0C100860 (WH-14, 16, 18, 20, 28, 39, 46)	40360	40420	40900	-	40220
V-200 (200, 2000)	1980-81	AUS	8058870-8065672 (WH-14, 16, 18, 20, 28, 39, 46)	40360	40420	40900	-	40220
V-200	1989-90	USA	0C100861-0C291519 (WH-46)	-	40420	40900	-	-
V-200	1991	USA	0C291520-0D081999 (WMH-3)	-	40620	40940	-	-
V-200	1992-95	USA	0D082000-0G303045 (WMH-16, 21, 34, 39)	-	40620	40940	-	-
V-200	1996-98	USA	0G303046-0G760299 (WMV-5, 5A)	-	40630	40940	-	-
V-200	1996-98	USA	0G760300 & Up (WMV-5A)	-	40630	40940	-	-
V-200	1982-83	USA	6073192-6357229	40390	-	-	-	40230
V-200	1983-84	USA	6357230-6625220	40380	-	-	-	40240
V-200	1985-88	USA	6625221 & Up	40290	-	-	-	N/A
V-200 DFI	1998	USA	0G590000 & Up	40290	-	-	-	N/A
V-220 Laser	1987-88	USA	0B117316 & Up	40290	-	-	-	N/A
V-225 (2.4L)	1980-81	USA	5628028 & Up (WH-5, 20)	40390	40420	40900	-	40230
V-225 (3.0L)	1994-98	USA	0D280813-0G303045 (WMH-19, 46, 47)	40290	40620	40940	-	N/A
V-225 (3.0L)	1994-98	USA	0G303046-0G760299 (WMV-7, 13)	40290	40630	40940	-	N/A
V-225 (3.0L)	1994-98	USA	0G76300 & Up (WMV-13)	40290	40630	40940	-	N/A
V-225 (3.0L) Sea Pro, Marathon	1994-98	USA	0G245605-0G303045 (WMH-45)	40290	40620	40940	-	N/A
V-225 (3.0L) Sea Pro, Marathon	1994-98	USA	0G303046-0G760299 (WMH-6, 11A)	40290	40630	40940	-	N/A
V-225 (3.0L) Sea Pro, Marathon	1994-98	USA	ALL (WMV-11)	40290	40630	40940	-	N/A
V-225 (3.0L) Sea Pro, Marathon	1994-98	USA	0G760300 & Up (WMV-11A)	40290	40630	40940	-	N/A
V-250 (275) (3.4L)	1989-94	USA	0C101891 & Up (WD-8A, 9, 9A)	40290	-	-	-	N/A
V-225 DFI (3.0L)	1998	USA	0G590000 & Up	40290	-	-	-	N/A
V-225 EFI (3.0L)	1995-98	USA	0G129222 & Up	40290	-	-	-	N/A
V-250 EFI (3.0L)	1995-98	USA	0G129222 & Up	40290	-	-	-	N/A
V-275 (3.4L)	1989-94	USA	0C101891 & Up	40290	-	-	-	N/A
V-300 (3.4L)	1980-87	USA	5611648 & Up (WD-3, 5)	40360	-	-	-	40220



Section 13

Mercury / Mariner / Force Powerhead Gaskets

<i>Head Gaskets - 1, 2, 3 & L4-Cylinder</i>	158
<i>Head Gaskets - Early Mariner 2-Cylinder</i>	158
<i>Head Gaskets - 60° V6 - Mercury & Mariner</i>	159
<i>Head Gaskets - Force</i>	159
<i>Powerhead Gasket Kits - Mercury & Mariner</i>	160-162
<i>Powerhead Gasket Kits - Force</i>	163
<i>Cylinder Head Seals</i>	163
<i>Cylinder Head O-rings.....</i>	163
<i>Head Gasket and Gasket Kit Applications.....</i>	164-166
<i>Powerhead Mounting Gaskets - 2, 3, L4 & L6-Cylinder</i>	167
<i>Powerhead Mounting Gaskets - V6</i>	168
<i>Crankcase Gaskets</i>	168
<i>Cylinder Block Cover Gaskets.....</i>	168-169
<i>Reed Block Gaskets</i>	169
<i>Transfer Port Cover Gaskets</i>	170
<i>Baffle Plate - Exhaust Manifold Gaskets</i>	170-171
<i>V6 Divider Plate Gaskets</i>	171
<i>Water Jacket Cover Gaskets</i>	172
<i>Sound Attenuator Gaskets.....</i>	172
<i>Miscellaneous Gaskets</i>	172

Mercury / Mariner / Force

HEAD GASKETS

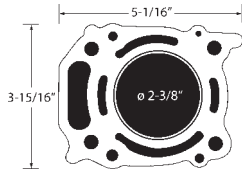
1, 2, 3 & L4-Cylinder



No. 36330

OEM: 27-803508

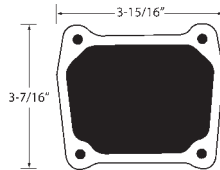
Fits 4, 5, 6 HP
1-Cyl. (4-Stroke)



No. 36340

OEM: 27-803508-2

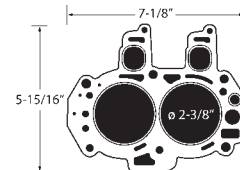
Fits Late 4, 5, 6 HP
1-Cyl. (4-Stroke)



No. 36350

OEM: 27-825482-1

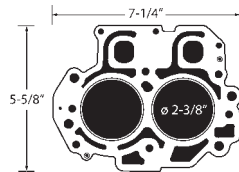
Fits 8 (232cc), 9.9 HP
2-Cyl. (4-Stroke)



No. 36360

OEM: 27-8M0052705

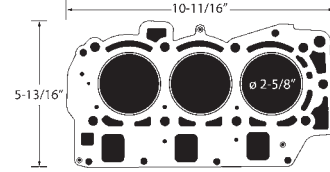
Fits 8 (323cc), 9.9 (323cc),
13.5, 15 HP, 2-Cyl. (4-Stroke)



No. 36370

OEM: 27-834777

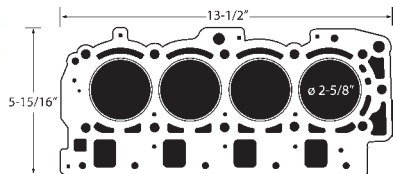
Fits 30, 30EFI, 40, 40EFI HP
3-Cyl. (4-Stroke)



No. 36380

OEM: 27-857081

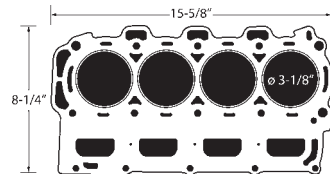
Fits 40, 40EFI, 50, 50EFI
60, 60 EFI HP, L4-Cyl. (4-Stroke)



No. 36390

OEM: 27-804115-1

Fits 75, 90, 115EFI HP
L4-Cyl. (4-Stroke)



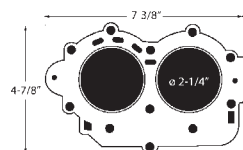
Early Mariner 2-Cylinder



No. 33890

OEM: 27-18937

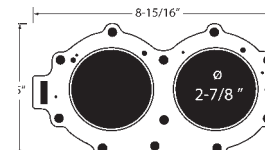
Fits 9.9c, 15c, K, W15 HP



No. 33880

OEM: 27-19138


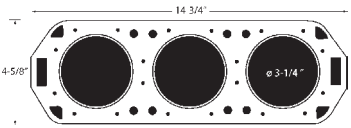

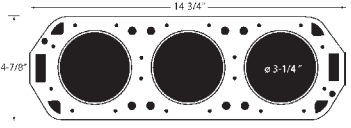

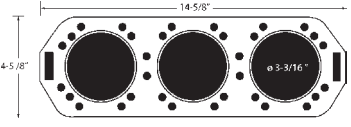

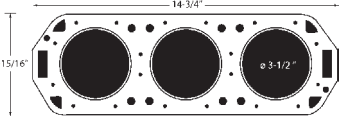

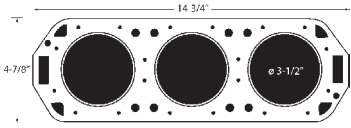

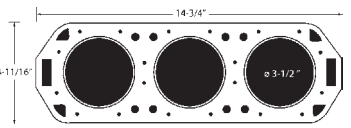

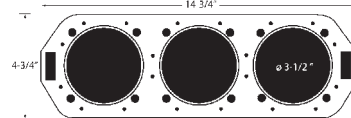
Fits 30A, W30 (w/ Marathon) HP




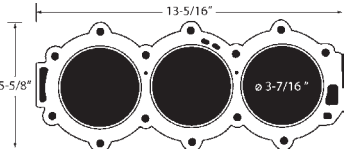

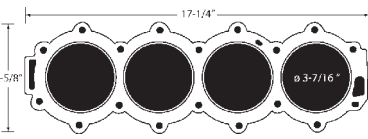
Mercury / Mariner / Force

HEAD GASKETS

60° V6 - Mercury & Mariner

	<p>No. 35880 OEM: 27-96542-1, 27-96281T01 Fits (1976-1990) V6 2.0L Loopcharged Engines with a \varnothing 3.125" Piston use with Rod No. 636-8118</p> 		<p>No. 35850 OEM: 27-18785T Fits (1992-2000) V6 2.0L Loopcharged Engines with a \varnothing 3.125" Piston use with Rod No. 644-818141</p> 
	<p>No. 35910 OEM: 27-79583-1 Fits (1976-1998) V6 2.0L Loopcharged Engines with a \varnothing 3.125" Piston</p> 		<p>No. 35870 OEM: 27-822844T04 Fits (1978-2000) V6 2.5L Loopcharged Engines with a \varnothing 3.501" Piston</p> 
	<p>No. 35890 OEM: 27-18786T Fits (1978-1998) V6 2.4L Loopcharged Engines with a \varnothing 3.375" Piston for XR4, Magnum II, 175 Model</p> 		<p>No. 35860 OEM: 27-41246-1 Fits (1978-1998) V6 2.4L Loopcharged Engines with a \varnothing 3.375" Piston</p> 
	<p>No. 35900 OEM: 27-41245-1 Fits (1978-1988) V6 2.4L Loopcharged Engines with a \varnothing 3.375" Piston for 200, 2000 Model</p> 		

Force

	<p>No. 36290 OEM: 27-820438 Fits (1991-1995) 70, 75, 90 HP, 3-Cyl.</p> 		<p>No. 36300 OEM: 27-824615-2 Fits (1996-2000) 120, 120XR, 120XR2, L4-Cyl.</p> 
---	---	--	---

Mercury / Mariner / Force

POWERHEAD GASKET KITS

Mercury & Mariner

No. 39560

OEM: 27-77671A81, 27-89221A80



No. 39330

OEM: 27-78028A78



No. 39340

OEM: 27-79583A81



No. 39550

OEM: 27-85653A87



No. 39240

OEM: 27-88449A32



No. 39180

OEM: 27-69524A75



No. 39190

OEM: 27-72486A32



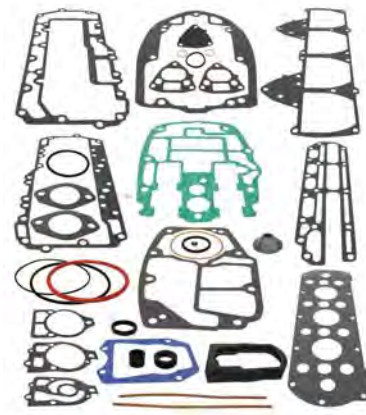
No. 39140

OEM: 27-52893A72



No. 39150

OEM: 27-64203A75



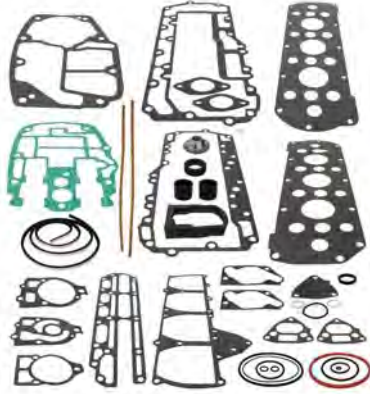
Mercury / Mariner / Force

POWERHEAD GASKET KITS

Mercury & Mariner

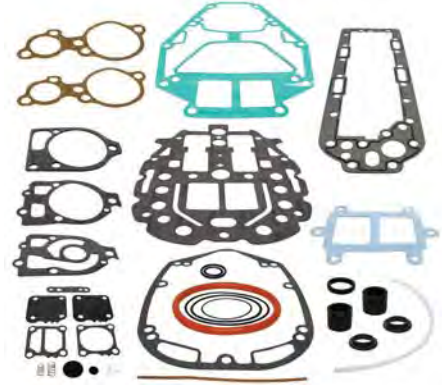
No. 39210

OEM: 27-73645A87



No. 39338


OEM: 27-8M0046714



Mercury & Mariner

No. 39450

OEM: 27-11338A88



No. 39250

OEM: 27-89221A88




No. 39440

OEM: 27-90484A88



No. 39331

OEM: 27-13461A99



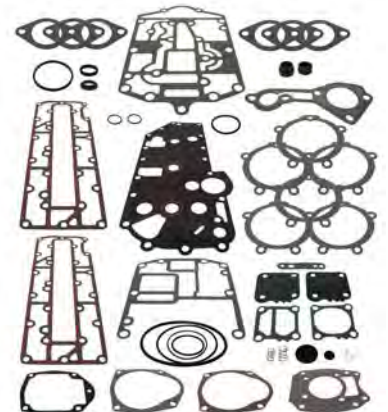
No. 39332

OEM: 27-14697A87



No. 39333

OEM: 27-43004A99



Mercury / Mariner / Force

POWERHEAD GASKET KITS

Mercury & Mariner

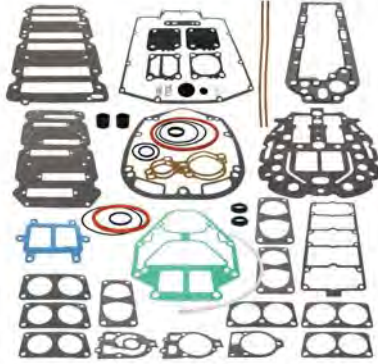
No. 39335

OEM: 27-41499A87



No. 39520

OEM: 27-815791A92



No. 39900

OEM: 27-42364A92



No. 39336

OEM: 27-43779A87



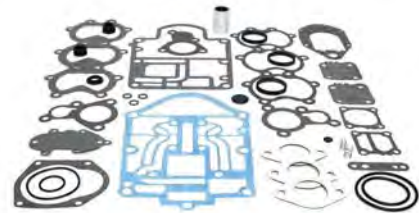
No. 39337

OEM: 27-85491A90



No. 39339

OEM: 27-812867A97



No. 39341

OEM: 27-828553A97



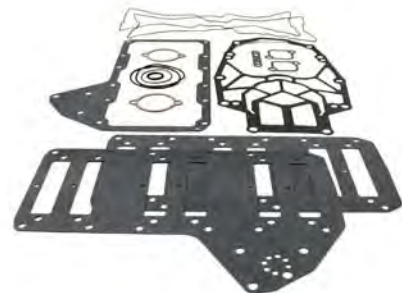
No. 39342

OEM: 27-814195A93



No. 39343

OEM: 27-832934A00



Mercury / Mariner / Force

POWERHEAD GASKET KITS

Force

No. 37000

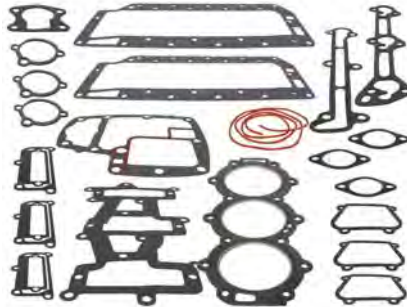
OEM: 27-809753A1



3-Cylinder

No. 37040

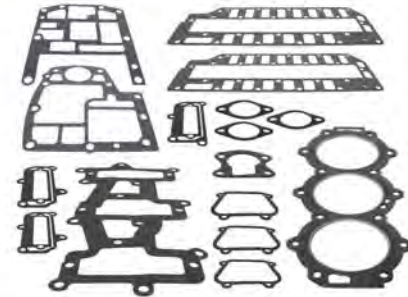
OEM: 27-820725A1



3-Cylinder (3 Carb.)

No. 37050


OEM: 27-809122A2



3-Cylinder (3 Carb.)

No. 37060

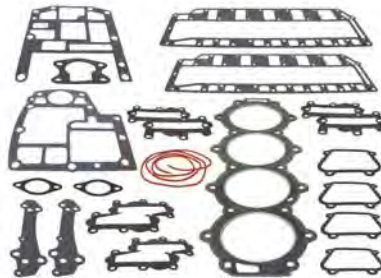
OEM: 27-820724A2



70, 75 HP, 3-Cyl.
(1998 & Below)

No. 37070

OEM: 27-809125A2



4-Cylinder

No. 37010

OEM: 27-809754A1

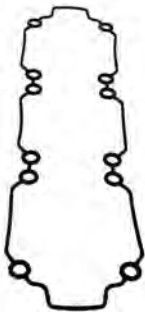


4-Cylinder

CYLINDER HEAD SEALS

No. 81554

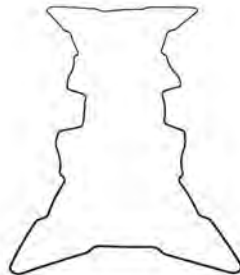
OEM: 858452-1



V6 2.5L
(1998 & Up)

No. 81555

OEM: 818574

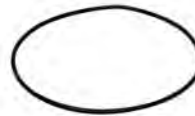


V6 3.0L
(1998 & Up)

CYLINDER HEAD O-RINGS

No. 81551

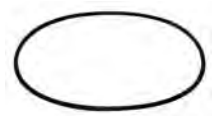
OEM: 25-818573



Early 3.0L

No. 81552

OEM: 878453



Late 3.0L

No. 81553

OEM: 859772-1



V6 2.5L

No. 81560

OEM: 25-88923



3.4L

Mercury / Mariner / Force

HEAD GASKETS AND GASKET KIT APPLICATIONS

Model	Year	Country	Serial No. Range	Gasket Kit	Head O-Rings	Head Gaskets	Head Seals
4 (4-Stroke)	1999 & Up	JPN	0R000001-0R057259	-	N/A	36330	N/A
4 (4-Stroke)	1999 & Up	JPN	0R057260-0R067089	-	N/A	36330	N/A
4 (4-Stroke)	1999 & Up	JPN	0R067090 and Up	-	N/A	36330	N/A
5 (4-Stroke)	1999 & Up	JPN	0R000001-0R057259	-	N/A	36330	N/A
5 (4-Stroke)	1999 & Up	JPN	0R057260-0R067089	-	N/A	36330	N/A
5 (4-Stroke)	1999 & Up	JPN	0R067090 and Up	-	N/A	36330	N/A
6	1986-93	USA	0A197112-0T800749	39900	N/A	N/A	N/A
6	1986-93	BEL	9461526 and Up	39900	N/A	N/A	N/A
6 (4-Stroke)	1999 & Up	JPN	0R000001-0R057259	-	N/A	36330	N/A
6 (4-Stroke)	1999 & Up	JPN	0R057260-0R067089	-	N/A	36330	N/A
6 (4-Stroke)	1999 & Up	JPN	0R067090 and Up	-	N/A	36340	N/A
8	1986-93	USA	0A197112 and Up	39900	N/A	N/A	N/A
8	1986-93	BEL	9461526 and Up	39900	N/A	N/A	N/A
8 (4-Stroke) (232cc)	1995-98	USA	0H000058-0H017349	-	N/A	36350	N/A
8 (4-Stroke) (232cc)	1995-98	USA	0G760300-0T178499	-	N/A	36350	N/A
8 (4-Stroke) (232cc)	1995-98	BEL	0P086824-0P325499	-	N/A	36360	N/A
8 (4-Stroke) (232cc)	1995-98	JPN	0R042475 and Up	-	N/A	36360	N/A
8 (4-Stroke) (232cc)	1995-98	BEL	0P325500 and Up	-	N/A	36360	N/A
9.9	1986-93	USA	0A197112 and Up	39900	N/A	N/A	N/A
9.9	1986-93	BEL	9461526 and Up	39900	N/A	N/A	N/A
9.9 (4-Stroke) (232cc)	1995-98	USA	0H000058-0H017349	-	N/A	36350	N/A
9.9 (4-Stroke) (323cc)	1999	USA	0G760300-0T979999	-	N/A	36360	N/A
9.9 (4-Stroke) (323cc)	1999	BEL	0P075166-0P325499	-	N/A	36360	N/A
9.9 (4-Stroke)	1995-98	JPN	0R042475 and Up	-	N/A	36360	N/A
9.9 (4-Stroke)	1995-98	BEL	0P325500 and Up	-	N/A	36360	N/A
10 (Marathon XR10, Sea Pro)	1990-93	USA	0D038000 and Up	39900	N/A	N/A	N/A
10 (Marathon XR10, Sea Pro)	1990-93	BEL	9596000 and Up	39900	N/A	N/A	N/A
10 Magnum / Marathon	1990-98	USA	0D038000 and Up	39900	N/A	N/A	N/A
10 Magnum / Marathon	1990-98	BEL	9596000 and Up	39900	N/A	N/A	N/A
15	1988-93	USA	0B292414 and Up	39900	N/A	N/A	N/A
15	1988-93	BEL	9542620 and Up	39900	N/A	N/A	N/A
15 XD Sea Pro / Marathon	1997-98	BEL	9927000 and Up	39335	N/A	N/A	N/A
15 (Super)	1994-98	USA	0B238464 and Up	39335	N/A	N/A	N/A
15 (Super)	1994-98	BEL	9507381 and Up	39335	N/A	N/A	N/A
15 (Super)	1994-98	CAN	0A730007 and Up	39335	N/A	N/A	N/A
15 (4-Stroke)	1998	USA	0G760300 and Up	-	N/A	36360	N/A
15 (4-Stroke)	1998	BEL	0P075166 and Up	-	N/A	36360	N/A
18 (18 XD)	1983 1/2	USA	6416713-6443972	39335	N/A	N/A	N/A
18 (18 XD)	1983 1/3	BEL	9378116-7209532	39335	N/A	N/A	N/A
18 (18 XD)	1984-85	CAN	7207858-7209532	39335	N/A	N/A	N/A
20 (20, 20XD, 200)	1986-87	USA	6443973 and Up	39335	N/A	N/A	N/A
20 (20, 20XD, 200)	1986-87	BEL	9415101 and Up	39335	N/A	N/A	N/A
20 (20, 20XD, 200)	1986-87	CAN	7209533 and Up	39335	N/A	N/A	N/A
20 Jet	1994-98	USA	0G044027 and Up	39335	N/A	N/A	N/A
20 Jet	1994-98	BEL	9807909 and Up	39335	N/A	N/A	N/A
25 (25, 25XD)	1984-87	USA	6416713-0T979999	39335	N/A	N/A	N/A
25 (25, 25XD)	1983 1/2	BEL	9378116-0P325499	39335	N/A	N/A	N/A
25 (25, 25XD)	1983 1/2	CAN	7207858 and Up	39335	N/A	N/A	N/A
30 (4-Stroke) (3-Cyl.) Carb.	1999 & Up	USA	0G760300-0T408999	-	N/A	36370	N/A
30 (4-Stroke) (3-Cyl.) Carb.	1999 & Up	USA	0T409000-1B226999	-	N/A	36370	N/A
30 (4-Stroke) (3-Cyl.) Carb.	1999 & Up	BEL	0P153500-0P400999	-	N/A	36370	N/A
30 (4-Stroke) (3-Cyl.) EFI	1999 & Up	USA	0T409000-1B226999	-	N/A	36370	N/A
30 Jet (40HP) (4-Cyl.)	1994-97	USA	0C159200 and Up	39337	N/A	N/A	N/A
30 Jet (40HP) (4-Cyl.)	1998	BEL	9570790 and Up	39337	N/A	N/A	N/A
35 (2-Cyl.)	1984-86	USA	6445653-0B110788	39330	N/A	N/A	N/A
35 (2-Cyl.)	1984-86	BEL	9384476-9466646	39330	N/A	N/A	N/A
35 (2-Cyl.)	1984-86	CAN	7209608 and Up	39330	N/A	N/A	N/A
40 (40, 402) (2-Cyl.)	1972-74	USA	3336258-0G053313	39330	N/A	N/A	N/A
40 (40, 402) (2-Cyl.)	1972-74	AUS	8002335 and Up	39330	N/A	N/A	N/A
40 (40, 402) (2-Cyl.)	1972-74	BEL	3339688 and Up	39330	N/A	N/A	N/A
40 (2-Cyl.)	1972-74	CAN	3340783 and Up	39330	N/A	N/A	N/A
40 (4-Cyl.)	1989 & Up	USA	0C159200 and Up	39337	N/A	N/A	N/A
40 (4-Cyl.)	1989 & Up	BEL	9570790 and Up	39337	N/A	N/A	N/A
40 (4-Stroke) (3-Cyl.) Carb.	1998	USA	0G760300-0T408999	-	N/A	36370	N/A
40 (4-Stroke) (3-Cyl.) Carb.	1998	USA	0T409000 and Up	-	N/A	36370	N/A
40 (4-Stroke) (3-Cyl.) Carb.	1998	BEL	0P153500 and Up	-	N/A	36370	N/A
40 (4-Stroke) (3-Cyl.) EFI	1998	USA	0T409000 and Up	-	N/A	36370	N/A
40 (4-Stroke) (3-Cyl.) EFI	1998	CHN	1C000001 and Up	-	N/A	36370	N/A
40 (4-Stroke) (4-Cyl.) Carb.	1998	USA	0T228405-0T598999	-	N/A	36380	N/A
40 (4-Stroke) (4-Cyl.) EFI	1998	USA	0T409000 and Up	-	N/A	36380	N/A
40 (4-Stroke) (4-Cyl.) EFI	1998	CHN	1C000001 and Up	-	N/A	36380	N/A
45 (4-Cyl.)	1986	USA	5531630-0B110788	39190	N/A	N/A	N/A
45 (4-Cyl.)	1986	AUS	8063985 and Up	39190	N/A	N/A	N/A
45 (4-Cyl.)	1986	BEL	9248006-9466691	39190	N/A	N/A	N/A
45 (4-Cyl.)	1986	CAN	7143688-0A719280	39190	N/A	N/A	N/A
45 (4-Cyl.)	1987-89	USA	0B110789 and Up	39337	N/A	N/A	N/A
45 (4-Cyl.)	1987-89	BEL	9466692 and Up	39337	N/A	N/A	N/A



Mercury / Mariner / Force

HEAD GASKETS AND GASKET KIT APPLICATIONS CONT.













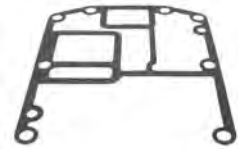










Model	Year	Country	Serial No. Range	Gasket Kit	Head O-Rings	Head Gaskets	Head Seals
45 (4-Cyl.)	1987-89	CAN	0A719281 and Up	39337	N/A	N/A	N/A
50 (500) (4-Cyl.)	1965-67	USA	2116318 and Up	39190	N/A	N/A	N/A
50 (500) (4-Cyl.)	1965-67	CAN	2097445 and Up	39190	N/A	N/A	N/A
50 (500) (4-Cyl.)	1965-67	AUS	2863739 and Up	39190	N/A	N/A	N/A
50 (500) (4-Cyl.)	1965-67	BEL	9001581 and Up	39190	N/A	N/A	N/A
50 (3-Cyl.)	1986-87	USA	6428681-0B122929	39240	N/A	N/A	N/A
50 (3-Cyl.)	1986-87	BEL	9385911-9469199	39240	N/A	N/A	N/A
50 (3-Cyl.)	1986-87	CAN	7208333-0A721307	39240	N/A	N/A	N/A
50 (3-Cyl.)	1986-87	USA	0B122930-0D000749	39336	N/A	N/A	N/A
50 (3-Cyl.)	1986-87	BEL	9469200-9683054	39336	N/A	N/A	N/A
50 (3-Cyl.)	1986-87	CAN	0A721308 and Up	39336	N/A	N/A	N/A
50 (4-Stroke) (4-Cyl.) Carb.	1995-98	USA	0T178500-0T598999	-	N/A	36380	N/A
50 (4-Stroke) (4-Cyl.) Carb.	1995-98	BEL	0P094500-0P206999	-	N/A	36380	N/A
50 (4-Stroke) (4-Cyl.) EFI	1995-98	USA	0T409000 and Up	-	N/A	36380	N/A
50 (4-Stroke) (4-Cyl.) EFI	1995-98	BEL	0P153500 and Up	-	N/A	36380	N/A
50 (4-Stroke) (4-Cyl.) EFI	1995-98	CHN	1C000001 and Up	-	N/A	36380	N/A
55 (3-Cyl.)	1984-87	USA	6428681-0B122929	39240	N/A	N/A	N/A
55 (3-Cyl.)	1984-87	BEL	9385911-9469199	39240	N/A	N/A	N/A
55 (3-Cyl.)	1984-87	CAN	7208333-0A721307	39240	N/A	N/A	N/A
55 (3-Cyl.)	1988-90	USA	0B122930-0D000749	39336	N/A	N/A	N/A
55 (3-Cyl.)	1988-90	BEL	9469200-9683054	39336	N/A	N/A	N/A
55 (3-Cyl.)	1988-90	CAN	0A721308 and Up	39336	N/A	N/A	N/A
60 (3-Cyl.)	1984-87	USA	6428681-0B122929	39240	N/A	N/A	N/A
60 (3-Cyl.)	1984-87	BEL	9385911-9469199	39240	N/A	N/A	N/A
60 (3-Cyl.)	1984-87	CAN	7208333-0A721307	39240	N/A	N/A	N/A
60 (3-Cyl.)	1988-90	USA	0B122930-0D000749	39336	N/A	N/A	N/A
60 (3-Cyl.)	1988-90	BEL	9469200-9683054	39336	N/A	N/A	N/A
60 (3-Cyl.)	1988-90	CAN	0A721308 and Up	39336	N/A	N/A	N/A
60 (4-Stroke) (4-Cyl.) Carb	1965-66	USA	0T178500-0T598999	-	N/A	36380	N/A
60 (4-Stroke) (4-Cyl.) Carb	1965-66	BEL	0P094500-0P206999	-	N/A	36380	N/A
60 (4-Stroke) (4-Cyl.) EFI	1965-66	USA	0T409000 and Up	-	N/A	36380	N/A
60 (4-Stroke) (4-Cyl.) EFI	1965-66	BEL	0P153500 and Up	-	N/A	36380	N/A
60 (4-Stroke) (4-Cyl.) EFI	1965-66	CHN	1C000001 and Up	-	N/A	36380	N/A
65 (650) (3-Cyl.)	1973-76	USA	3293184-4382056	39180	N/A	N/A	N/A
65 (650) (3-Cyl.)	1973-75	AUS	8006640-8042349	39180	N/A	N/A	N/A
65 (650) (3-Cyl.)	1973-76	BEL	9020074-9112988	39180	N/A	N/A	N/A
65 (650) (3-Cyl.)	1973-76	CAN	7013633-7073472	39180	N/A	N/A	N/A
65 (650) (3-Cyl.)	1976	USA	4382057-4571651	39240	N/A	N/A	N/A
65 (650) (3-Cyl.)	1976	BEL	9112989-9135824	39240	N/A	N/A	N/A
65 (650) (3-Cyl.)	1976	CAN	7073473-7087822	39240	N/A	N/A	N/A
70 (3-Cyl.)	1977-79	USA	4571652-0A996141	39240	N/A	N/A	N/A
70 (3-Cyl.)	1977-79	AUS	8042350 and Up	39240	N/A	N/A	N/A
70 (3-Cyl.)	1977-79	BEL	9135825-9385910	39240	N/A	N/A	N/A
70 (3-Cyl.)	1977-79	CAN	7087823-7208332	39240	N/A	N/A	N/A
70 (3-Cyl.)	1987	USA	0A996142 and Up	39333	N/A	N/A	N/A
70 (3-Cyl.)	1987	BEL	9483121 and Up	39333	N/A	N/A	N/A
75 (4-Cyl.)	1984-88	USA	6432901 and Up	39210	N/A	N/A	N/A
75 (4-Cyl.)	1984-88	BEL	9393856 and Up	39210	N/A	N/A	N/A
75 (4-Cyl.)	1984-88	CAN	7208573 and Up	39210	N/A	N/A	N/A
75 (4-Stroke) (Carb)	1999 & Up	USA	0G960500-1B226999	-	N/A	36390	N/A
75 (4-Stroke) (EFI) (1596cc)	1999 & Up	USA	1B172291-1B366822	-	N/A	36390	N/A
80 (800) (4-Cyl.)	1969-72	-	2559001-3493912	39140	N/A	N/A	N/A
80 (80, 800) (4-Cyl.)	1978-79	USA	4831999-6432900	39210	N/A	N/A	N/A
80 (80, 800) (4-Cyl.)	1978-79	AUS	8050200 and Up	39210	N/A	N/A	N/A
80 (80, 800) (4-Cyl.)	1978-79	BEL	9177626-9393855	39210	N/A	N/A	N/A
80 (80, 800) (4-Cyl.)	1978-79	CAN	7110998-7208572	39210	N/A	N/A	N/A
80 (3-Cyl.)	1987	USA	0A996142 and Up	39210	N/A	N/A	N/A
80 (3-Cyl.)	1987	BEL	9483121 and Up	39333	N/A	N/A	N/A
80 Jet (4-Cyl.)	1994-98	USA	0D283222 and Up	39331	N/A	N/A	N/A
80 Jet (4-Cyl.)	1994-98	BEL	9793577 and Up	39331	N/A	N/A	N/A
85 (850)	1975	USA	4092965 and Up	39150	N/A	N/A	N/A
90 (900) (6-Cyl.)	1965	-	1766824-1869775	-	N/A	N/A	N/A
90 (90, 900) (6-Cyl.)	1978-79	USA	4845301 and Up	39550	N/A	N/A	N/A
90 (90, 900) (6-Cyl.)	1978-79	CAN	7111698 and Up	39550	N/A	N/A	N/A
90 (90) (6-Cyl.)	1980-83	AUS	8060545 and Up	39550	N/A	N/A	N/A
90 (3-Cyl.)	1987	USA	0A996142 and Up	39333	N/A	N/A	N/A
90 (3-Cyl.)	1987	BEL	9483121 and Up	39333	N/A	N/A	N/A
90 (4-Stroke)	1999 & Up	USA	0G960500-1B226999	-	N/A	36390	N/A
90 (4-Stroke) (EFI) (1596cc)	1999 & Up	USA	1B172291-1B366822	-	N/A	36390	N/A
95 (950) (6-Cyl.)	1966-67	-	1869776-2318585	-	N/A	N/A	N/A
100 (1000) (6-Cyl.)	1964-68	-	1768404-2641854	-	N/A	N/A	N/A
100 (4-Cyl.)	1988-98	USA	0B209468 and Up	39331	N/A	N/A	N/A
100 (4-Cyl.)	1988-98	BEL	9523034 and Up	39331	N/A	N/A	N/A
105 Jet (V6)	1996 & Up	USA	0D082000 and Up	39520	N/A	35850	N/A
115 (1150, 115) (6-Cyl.)	1973-79	USA	3525441 and Up	39550	N/A	N/A	N/A
115 (1150, 115) (6-Cyl.)	1973-79	AUS	8008665 and Up	39550	N/A	N/A	N/A
115 (1150, 115)	1978-79	CAN	7112248 and Up	39550	N/A	N/A	N/A

Mercury / Mariner / Force

HEAD GASKETS AND GASKET KIT APPLICATIONS CONT.









Model	Year	Country	Serial No. Range	Gasket Kit	Head O-Rings	Head Gaskets	Head Seals
115 (4-Cyl.)	1988-93	USA	0C100000 and Up	39331	N/A	N/A	N/A
115 (4-Cyl.)	1988-93	BEL	9559771 and Up	39331	N/A	N/A	N/A
115 (4-Stroke) (EFI) (1741cc)	1999 & Up	USA	0T209000-1B366822	-	N/A	36390	N/A
125 (4-Cyl.)	1994-98	USA	0D283222 and Up	39331	N/A	N/A	N/A
125 (4-Cyl.)	1994-98	BEL	9793577 and Up	39331	N/A	N/A	N/A
140 (140, 1400) (6-Cyl.)	1972	USA	3293234-3502805	39550	N/A	N/A	N/A
140 (140, 1400) (6-Cyl.)	1978-79	USA	4865678 and Up	39550	N/A	N/A	N/A
140 (140, 1400) (6-Cyl.)	1978-79	AUS	8052650 and Up	39550	N/A	N/A	N/A
140 (140, 1400) (6-Cyl.)	1978-79	CAN	7112773 and Up	39550	N/A	N/A	N/A
150 (1500) (6-Cyl.)	1973-78	USA	3502806-5327662	39550	N/A	N/A	N/A
150 (1500) (6-Cyl.)	1973-78	AUS	8005615-8052649	39550	N/A	N/A	N/A
150 (1500) (6-Cyl.)	1973-77	CAN	7010533-7112772	39550	N/A	N/A	N/A
V-135	1986-88	USA	0A904646-0C239552	39440	N/A	35880	N/A
V-135	1991	USA	0C239553-0G960499	39520	N/A	35850	N/A
V-135	1996-98	USA	0G960500-0T178499	-	N/A	35850	N/A
V-135 DFI	1992-95	USA	0C590000-0G960499	39338	N/A	N.L.A.	N/A
V-135 DFI	1998	USA	0G960500 and Up	39338	81553	N/A	81554
V-140 Jet	1996-98	USA	0D082000-0G960499	39520	N/A	35870	N/A
V-150 (150, 1500)	1973-77	USA	4868998-6042945	39340	N/A	35910	N/A
V-150	1982-90	USA	6042946-0C239552	39340	N/A	35910	N/A
V-150	1988-91	USA	0C239553-0G960499	39520	N/A	35850	N/A
V-150	1996-98	USA	0G960500 and Up	39338	81553	N/A	81554
V-150 (XR4 / Magnum II)	1988	USA	0B242885-0C239552	39450	N/A	35860	N/A
V-150 (XR4)	1991	USA	0C239553-0D081999	39520	N/A	35890	N/A
V-150 (XR6 / Magnum III)	1992-95	USA	0D082000-0G960499	39520	N/A	35870	N/A
V-150 (XR6 / Magnum III)	1996-98	USA	0G960500 and Up	39338	81553	N/A	81554
V-150 EFI	1993-98	USA	0D082000-0G960499	39520	N/A	35870	N/A
V-150 EFI	1996-98	USA	0G960500-0T408999	39520	N/A	35870	N/A
V-150 EFI	1996-98	USA	0T409000 and Up	-	81553	N/A	81554
V-150 DFI	1998	USA	0D590000-0G960499	39338	N/A	N.L.A.	N/A
V-150 DFI	1998	USA	0G960500 and Up	39338	81553	N.L.A.	81554
V-175 (175, 1750)	1976-81	USA	4301235-6618750	39340	N/A	35910	N/A
V-175 (175, 1750)	1976-79	AUS	8058870 and Up	39340	N/A	35910	N/A
V-175	1985-88	USA	6618751-0C239552	39450	N/A	35860	N/A
V-175	1991	USA	0C239553-0D081999	39520	N/A	35890	N/A
V-175	1992-95	USA	0D082000-0G960499	39520	N/A	35870	N/A
V-175 EFI	1992-95	USA	0D000750-0D081999	39520	N/A	35890	N/A
V-175 EFI	1992-95	USA	0D082000-0G960499	39520	N/A	35870	N/A
V-175 EFI	1992-98	USA	0D960500-0T408999	-	81553	N/A	81554
V-175 EFI	1992-98	USA	0T409000-0T800999	-	81553	N/A	81554
V-175 EFI	1992-98	USA	0T178500 and Up	39338	81553	N/A	81554
V-200 (200, 2000)	1978-79	USA	4839034-6073191	39560	N/A	35900	N/A
V-200 (200, 2000)	1980-81	AUS	8061595-8065672	39560	N/A	35900	N/A
V-200	1982	USA	6073192-6203990	39560	N/A	35900	N/A
V-200	1983	USA	6203991-0C291519	39250	N/A	35860	N/A
V-200	1991	USA	0C291520-0D081999	39520	N/A	35870	N/A
V-200	1992-95	USA	0D082000 and Up	39520	N/A	35870	N/A
V-200	1996-98	USA	0G960500 and Up	-	81553	N/A	81554
V-200 EFI	1989-90	USA	0C100861-0C291519	39332	N/A	35860	N/A
V-200 EFI	1991	USA	0C291520-0G960499	39520	N/A	35870	N/A
V-200 EFI	1996-98	USA	0G960500-0T408999	-	81553	N/A	81554
V-200 EFI (2.5L)	1996-98	USA	0T409000 and Up	-	81553	N/A	81554
V-200 EFI (3.0L)	1996-98	USA	0T750164-0T598999	-	81552	N/A	81555
V-200 EFI (3.0L)	1996-98	USA	0T599000 and Up	-	-	N/A	81555
V-200 DFI (3.0L)	1997	USA	0G386496-0G589999	-	81551	N/A	81555
V-200 DFI (3.0L)	1998	USA	0G590000-0G960499	-	81551	N/A	81555
V-200 DFI (3.0L)	1998	USA	0G960500-0T178499	-	81551	N/A	81555
V-200 DFI (3.0L)	1998	USA	0T178500-0T598999	-	81552	N/A	81555
V-200 DFI (3.0L)	1998	USA	0T599000 and Up	-	-	N/A	81555
V-220	1987-88	USA	0B117316 and Up	39332	N/A	35860	N/A
V-225	1980-81	USA	5628028 and Up	39560	N/A	35900	N/A
V-225	1994-98	USA	0D280813-0T178499	-	81551	N/A	81555
V-225	1994-98	USA	0T178500-0T408999	-	81552	N/A	81555
V-225 Sea Pro	1994-98	USA	0G245605-0T408999	-	81551	N/A	81555
V-225 EFI (3.0L)	1995-98	USA	0G129222-0T408999	-	81551	N/A	81555
V-225 EFI (3.0L)	1995-98	USA	0T409000-0T598999	-	81552	N/A	81555
V-225 EFI (3.0L)	1995-98	USA	0T599000 and Up	-	81552	N/A	81555
V-225 DFI (3.0L)	1998	USA	0G590000-0G960499	-	81551	N/A	81555
V-225 DFI (3.0L)	1998	USA	0G960500-0T178499	-	81551	N/A	81555
V-225 DFI (3.0L)	1998	USA	0T178500-0T598999	-	81552	N/A	81555
V-225 DFI (3.0L)	1998	USA	0T599000 and Up	-	-	N/A	81555
V-250 EFI (3.0L)	1995-98	USA	0T409000-0T598999	-	81552	N/A	81555
V-225 EFI (3.0L)	1995-98	USA	0T599000 and Up	-	-	N/A	81555
V-250 (3.4L)	1989-94	USA	0C101891 and Up	-	81560	N/A	-
V-250 EFI (3.0L)	1995-98	USA	0G129222-0T408999	-	81551	N/A	81555
V-275 (3.4L)	1989-94	USA	0C101891 and Up	-	81560	N/A	-
V-300 (3.4L)	1980-87	USA	5611648 and Up	N.L.A.	81560	N/A	-

Mercury / Mariner / Force

POWERHEAD MOUNTING GASKETS - 2, 3, L4 & L6-CYLINDER			
<p>No. 32110 OEM: 27-89937</p>  <p>4, 4.5, 7.5, 9.8 HP 1-Cyl.</p>	<p>No. 35570 OEM: 27-19186-1</p>  <p>6, 8, 9.9, 10, 15 HP 2-Cyl. Cyl. Block to Mounting Plate</p>	<p>No. 32780 OEM: 27-41670006</p>  <p>15, 18, 20, 25 HP 2-Cyl. Cyl. Block to Mounting Plate</p>	<p>No. 30170 OEM: 27-39401</p>  <p>20 (200) HP 2-Cyl. Cyl. Block to Mounting Plate</p>
<p>No. 30180 OEM: 27-39402</p>  <p>20 (200) HP 2-Cyl. Mounting Plate to Drive Shaft Housing</p>	<p>No. 31640 OEM: 27-62860-1</p>  <p>35 HP 2-Cyl. Cyl. Block to Mounting Plate</p>	<p>No. 37861 OEM: 27-828553</p>  <p>30, 40, 45 Jet, 50, 55, 60 HP 3-Cyl.</p>	<p>No. 30570 OEM: 27-60317</p>  <p>65 (650) HP 3-Cyl. Cyl. Block to Mounting Plate</p>
<p>No. 31980 30, 35, 40, 45, 50, 60 HP 3 & 4-Cyl. OEM: 27-88451-1</p>  <p>Cyl. Block to Mounting Plate</p> <p>No. 31400 OEM: 27-38501-1</p>  <p>Mounting Plate to Drive Shaft Housing</p>	<p>No. 30990 OEM: 27-79650-1</p>  <p>45, 50 HP L4-Cyl. Cyl. Block to Mounting Plate</p>	<p>No. 37610 OEM: 27-43008-6</p>  <p>54-125 HP 3 & L4-Cyl. Mounting Plate to Drive Shaft Housing</p>	<p>No. 32830 OEM: 27-43007-5</p>  <p>65-125 HP 3 & L4-Cyl. Cyl. Block to Mounting Plate</p>
<p>No. 32840  OEM: 27-826550</p>  <p>Force 3 & 4-Cyl.</p>	<p>No. 32841  OEM: 27-826549</p>  <p>Force 3 & 4-Cyl.</p>	<p>No. 30330 OEM: 27-48801</p>  <p>65 (650), 80 (800), 115 (1150), 125 (1250), 135 (1350) HP L4-Cyl. Mounting Plate to Drive Shaft Housing</p>	<p>No. 31450 OEM: 27-47257</p>  <p>65 (650), 90 (900), 100 (1000), 110 (1100) HP L4 & L6-Cyl. Cyl. Block to Mounting Plate</p>
<p>No. 30160 OEM: 27-38471</p>  <p>65 (650), 90 (900), 100 (1000), 110 (1100) HP L4 & L6-Cyl. Mounting Plate to Drive Shaft Housing</p>	<p>No. 31720 OEM: 27-69238-1</p>  <p>75, 80, 85, 90, 115, 140 L4 & L6-Cyl. Cyl. Block to Mounting Plate</p>	<p>No. 30700 OEM: 27-66102-1</p>  <p>75, 80, 85, 90, 115, 140 L4 & L6-Cyl. Mounting Plate to Drive Shaft Housing</p>	<p>No. 30710 OEM: 27-66335</p>  <p>85 (850), 115 (1150), 150 (1500) HP L4-Cyl. Mounting Plate to Drive Shaft Housing</p>

Mercury / Mariner / Force

POWERHEAD MOUNTING GASKETS - V6

<p>No. 32510 OEM: 27-991744</p>  <p>140 Jet, 115, 135, 140, 150, 175, 200, 225 HP V6 Mounting Plate to Drive Shaft Housing</p>	<p>No. 32540 OEM: 27-99776-1</p>  <p>135, 150 (1500), 175 (1750) HP s/n 6042946 & Up Cyl. Block to Mounting Plate</p>	<p>No. 32520 OEM: 27-99176-4</p>  <p>135, 150, 175, 200 HP V6 (1750) s/n 6618751 & Up Cyl. Block to Mounting Plate</p>	<p>No. 31870 OEM: 27-75909</p>  <p>175 (1750) HP V6 s/n 6618750 & Below Cyl. Block to Mounting Plate</p>
<p>No. 37620 OEM: 27-823142-2</p>  <p>150-225 HP 2.5L V6 Cyl. Block to Mounting Plate</p>	<p>No. 37570 OEM: 27-18307-6</p>  <p>115-200 HP 2.5L V6 Exhaust Plate to Mounting Plate</p>	<p>No. 32530 OEM: 27-99177-2</p>  <p>135, 150, 175, 200 HP V6 (1750) s/n 6618751 & Up Mounting Plate to Drive Shaft Housing</p>	<p>No. 32870 OEM: 27-75786</p>  <p>175 (1750) HP V6 s/n 6618750 & Below Mounting Plate to Drive Shaft Housing</p>

CRANKCASE GASKETS





<p>No. 30450 OEM: 27-55158</p>  <p>35, 40 HP 2-Cyl.</p>	<p>No. 30930 OEM: 27-60286</p>  <p>50, 60, 650, 70 HP 3-Cyl.</p>	<p>No. 30430 OEM: 27-53650</p>  <p>75, 80, 800, 85, 850 HP L4-Cyl.</p>	<p>No. 31580 OEM: 27-53862</p>  <p>90-275 HP L6-Cyl. & V6</p>	<p>No. 30890 OEM: 27-11338</p>  <p>135-220 HP V6</p>
---	--	--	--	--

CYLINDER BLOCK COVER GASKETS





















<p>No. 31950 OEM: 27-41382</p>  <p>7.5, 9.8 HP 2-Cyl.</p>	<p>No. 30260 OEM: 27-43777-2</p>  <p>30 Jet, 40, 45 HP 4-Cyl.</p>	<p>No. 31920 OEM: 27-856729</p>  <p>35, 40 HP 2-Cyl.</p>	<p>No. 31890 OEM: 27-85487</p>  <p>45, 50 HP 4-Cyl.</p>
<p>No. 30270 OEM: 27-43779-2</p>  <p>50, 60 HP 3-Cyl.</p>	<p>No. 32090 OEM: 27-88449</p>  <p>70 HP 3-Cyl.</p>	<p>No. 32420 OEM: 27-96171-1</p>  <p>75 HP 3-Cyl.</p>	<p>No. 37460 OEM: 27-819024-2 </p>  <p>Force 4-Cyl.</p>

Mercury / Mariner / Force

CYLINDER BLOCK COVER GASKETS CONT.

<p>No. 30980 OEM: 27-78410</p>  <p>9.9 (Force) 20 (200) HP</p>	<p>No. 37660 OEM: 27-43005-7</p>  <p>65 Jet, 75, 90 HP 3-Cyl.</p>	<p>No. 32010 OEM: 27-85493</p>  <p>80 (800) 4-Cyl.</p>	
<p>No. 37670 OEM: 27-4A328-4</p>  <p>80 Jet, 100, 115, 125 HP 4-Cyl.</p>	<p>No. 32320 OEM: 27-98185-3</p>  <p>90, 115 HP L6-Cyl.</p>	<p>No. 30680 OEM: 27-65788</p>  <p>150-220 HP V6 Design I</p>	<p>No. 32440 OEM: 27-96278</p>  <p>150-220 HP V6 Design II</p>

REED BLOCK GASKETS

<p>No. 36750 OEM: 27-41417-2</p>  <p>15, 20, 25 HP 2-Cyl.</p>	<p>No. 36760 OEM: 27-41418-1</p>  <p>15, 20, 25 HP 2-Cyl. Carb. Adapter Plate</p>	<p>No. 36900 OEM: 27-812868</p>  <p>30, 40, 45 Jet, 50, 55, 60 HP 3-Cyl.</p>	<p>No. 36901 OEM: 27-812869</p>  <p>30, 40, 45 Jet, 50, 55, 60 HP 3-Cyl. Induction Manifold</p>	<p>No. 32220 OEM: 27-13937-6</p>  <p>75-125 HP 3 & L4-Cyl.</p>
<p>No. 36940 OEM: 27-819114</p>  <p>70, 75 HP, 3-Cyl. Force (1998 & Below)</p>	<p>No. 36950 OEM: 27-819113</p>  <p>70, 75 HP, 3-Cyl. Force (1998 & Below)</p>	<p>No. 30017 OEM: 27-819733</p>  <p>3-Cyl. (Carb.) Force</p>	<p>No. 37220 OEM: 27-F85168-2</p>  <p>3-Cyl. (Carb.) Force</p>	<p>No. 37320 OEM: 27-828316</p>  <p>4-Cyl. Force</p>
<p>No. 37370 OEM: 27-F406406</p>  <p>4-Cyl. Force</p>	<p>No. 30670 OEM: 27-65744-3</p>  <p>175 (1750), 200 (2000), 250, 275 HP V6</p>	<p>No. 32450 OEM: 27-96761-1</p>  <p>200 (2000) HP V6</p>	<p>No. 30970 OEM: 12775-4</p>  <p>200 HP, 2.5L EFI, V6</p>	<p>No. 36902 OEM: 27-850283</p>  <p>200DFI, 225DFI, 3.0L V6</p>
<p>No. 37550 OEM: 27-813859</p>  <p>200 HP, 240 EFI, Jet V6</p>	<p>No. 36903 OEM: 27-814195-1</p>  <p>200, 225, 250, 300HP, 3.0L V6</p>	<p>No. 37530 OEM: 27-14697-2</p>  <p>Most V6</p>	<p>No. 37540 OEM: 27-16737-1</p>  <p>V6 Adaptor Plate</p>	<p>No. 31680 OEM: 27-93536-1</p>  <p>V6 Reed Block Housing</p>

Mercury / Mariner / Force

TRANSFER PORT COVER GASKETS

No. 30060

OEM: 27-27936-1



30 Jet, 40, 45 HP L4-Cyl.

No. 31600

OEM: 27-55279-1



35 HP 2-Cyl.

No. 30940

OEM: 27-76862-1



50, 60, 70 HP 3-Cyl.

No. 37120

OEM: 27-820500-3



3-Cyl. & 4-Cyl. Force Sport Jet

No. 30880

OEM: 27-73645



75, 80 (800),
85 (850) HP L4-Cyl.

No. 32850

OEM: 27-62107



80 (800) 85 (850) HP L4-Cyl.

No. 30400

OEM: 27-52891



80 (800), 1000 BP
150 BP 4-Cyl.

No. 32070

OEM: 27-856730



90, 115, 140 HP L6-Cyl.

No. 32860

OEM: 27-64941



90 (900), 115 (1150)
140 (1400), 1150 HP L6-Cyl.

BAFFLE PLATE-EXHAUST MANIFOLD GASKETS

No. 31960

OEM: 27-78409



20 (200) HP

No. 31970

OEM: 27-78411



20 (200) HP

No. 30770

OEM: 27-69525-2



50, 60, 65 (650), 70 HP 3-Cyl.

No. 30800

OEM: 27-70335-1



50, 60, 65 (650), 70 HP 3-Cyl.

No. 30550

OEM: 27-60309



65 (650) HP 3-Cyl.

No. 30650

OEM: 27-60308



65 (650) HP 3-Cyl.

No. 37450

OEM: 27-819023-1



Force
70, 75 HP 3-Cyl. (Carb.)

No. 30410

OEM: 27-52894



80 (800) HP 4-Cyl.

No. 30420
















OEM: 27-52895



80 (800) HP 4-Cyl.

Mercury / Mariner / Force

BAFFLE PLATE-EXHAUST MANIFOLD GASKETS CONT.

<p>No. 31930 OEM: 27-78035</p>  <p>7.5 (75), 11 (110) HP 2-Cyl.</p>	<p>No. 31780 OEM: 27-85491-3</p>  <p>30 Jet, 40, 45, 50 HP 4-Cyl.</p>	<p>No. 31790 OEM: 27-85492-4</p>  <p>30 Jet, 40, 45, 50 HP 4-Cyl.</p>	<p>No. 31910 OEM: 27-856728</p>  <p>35, 40 HP 2-Cyl.</p>	<p>No. 32930 OEM: 27-85488-2</p>  <p>35, 40 HP 2-Cyl.</p>
<p>No. 30760 OEM: 27-69524-2</p>  <p>50, 60, 65 (650), 70 HP 3-Cyl.</p>	<p>No. 30640 OEM: 27-64859</p>  <p>65 (650) HP 3-Cyl.</p>	<p>No. 37650 OEM: 27-43004-7</p>  <p>65 Jet, 75, 90 HP 3-Cyl.</p>	<p>No. 32940 OEM: 27-85496-1</p>  <p>75 HP 4-Cyl.</p>	<p>No. 32950 OEM: 27-85498-1</p>  <p>75 HP 4-Cyl.</p>
<p>No. 32050 OEM: 27-85497-2</p>  <p>90, 115 HP L6-Cyl.</p>	<p>No. 32280 OEM: 27-85495-2</p>  <p>90, 115 HP L6-Cyl.</p>	<p>No. 37640 OEM: 27-13958-1</p>  <p>80 Jet, 100, 115, 125 HP L4-Cyl. use with 44324C1 / 44325C1 Baffle Plate-Exhaust Cover</p>	<p>No. 37680 OEM: 27-812775-4</p>  <p>80 Jet, 100, 115, 125 HP L4-Cyl. use with 44324C2 / 44325C2 Baffle Plate-Exhaust Cover</p>	<p>No. 37690 OEM: 27-812775-5</p>  <p>80 Jet, 100, 115, 125 HP L4-Cyl. use with 44324C2 Baffle Plate-Exhaust Cover</p>

V6 DIVIDER PLATE GASKETS

<p>No. 32150 OEM: 27-90484-1</p>  <p>135, 150, 220, 225 (2.4L) HP XR4</p>	<p>No. 37560 OEM: 27-19050-3</p>  <p>140 Jet, 150 Jet, 135-200 (2.5L) HP</p>	<p>No. 31880 OEM: 27-76636</p>  <p>150, 175, 200 HP</p>
---	--	---

Mercury / Mariner / Force

WATER JACKET COVER GASKETS

No. 37660

OEM: 27-43005-7



65 Jet, 75, 90 HP 3-Cyl.

No. 30900

OEM: 27-73665



75, 80, 85 HP L4-Cyl.

No. 37670

OEM: 27-44328-4



80 Jet, 100, 115, 125 HP L4-Cyl.

No. 31730

OEM: 27-72142-1



90, 115 HP L6-Cyl.

SOUND ATTENUATOR GASKETS

No. 30740

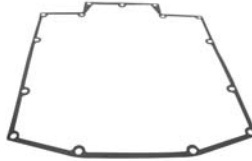
OEM: 27-67275-1



135, 150, 175, 200 HP V6

No. 37520

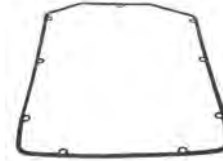
OEM: 27-18889-1



135, 150, 175, 200 (2.5L) V6

No. 32310

OEM: 27-87736-1



200, 225 (2.4L) HP V6

MISCELLANEOUS GASKETS

No. 30620

OEM: 27-62396



35, 40 HP
Cover Mounting Bracket to Block

No. 30720

OEM: 27-66847



35, 40 HP
Cover Mounting Bracket to Block

No. 30310

OEM: 27-47190



50, 60 HP
Ignition Drive Cap

No. 30520

OEM: 27-60280-1



50, 60 HP
Exh. Plate to Exhaust Tube

No. 30780

OEM: 27-69860



80, 85 HP L4-Cyl.
Drive Shaft Hsg. Plate to Exh. Ext.

No. 37630

OEM: 27-13461-2



80 Jet, 100, 115, 125 HP L4-Cyl.
Induction Manifold

No. 30070

OEM: 27-29166



(300), (400), (450), (500), (650) L4-Cyl.
Magneto Cover

No. 30050

OEM: 27-25725



(450), (500), (650) L4-Cyl.
End Cap Cover

No. 37185

OEM: 27-F686472



4-Cyl. Force
Bypass Gasket



No. 30280

OEM: 27-46351



(500), (650), (950),
(1100), (1250)
L4 & L6-Cyl.
Adaptor to Primary Housing

No. 30600

OEM: 27-62362



L6-Cyl.
Megaphone to
Drive Shaft Housing

No. 31990

OEM: 27-78690



V6
Relief Value Plate

No. 32880

OEM: 27-78246-1



V6
Drive Shaft Hsg. Plate
to Exh. Ext.

Section 14

Mercury / Mariner / Force Oil Seals Shaft & Bore Size O-Ring Size Chart

<i>Mercury / Mariner / Force Oil Seals Shaft & Bore Size</i>	<i>174</i>
<i>Mercury / Mariner / Force O-ring Size Chart</i>	<i>175</i>

Mercury / Mariner / Force

OIL SEALS SHAFT & BORE SIZE

GLM	OEM	Shaft Size	Bore Size	GLM	OEM	Shaft Size	Bore Size
Table By OEM Numbers							
85700	26-12224	1.1875	1.6875	85460	26-56397	0.7500	1.1250
85820	26-12709	0.5000	0.6875	85480	26-56788	0.8750	1.2500
85130	26-14077	1.1875	1.6875	85500	26-62818	1.6250	2.2500
85790	26-14240	3.7500	4.5000	86840	26-66022	0.5625	1.0000
85040	26-16977	0.8750	1.2500	85022	26-864319	0.8750	1.3750
86730	26-18816	1.6875	2.2500	85120	26-69188	0.8750	1.2500
86590	26-20070	0.6250	1.0000	85520	26-29189	0.8750	1.3125
85210	26-23517	0.7500	1.2500	85530	26-70081	1.1875	1.7500
85680	26-24590	0.3750	0.5625	85810	26-72785	0.7500	1.8750
85110	26-26226	1.0000	1.5000	85130	26-76868	4.1875	1.6875
85100	26-26805	0.6875	1.1250	85580	26-79831	0.7500	1.1250
85100	26-27163	0.6875	1.1250	85370	26-805080	2.5000	3.1875
85260	26-30530	0.5625	4.0000	85581	26-816464-1	0.3750	0.7500
85270	26-30913	0.4375	0.8360	85510	26-821092	1.5000	2.2500
85290	26-32121	0.7500	1.0000	85030	26-823894	2.2500	3.0000
85020	26-32511	1.2500	2.0000	85050	26-89236-1	0.3750	0.7500
85440	26-32911	1.0000	1.2500	85070	26-89238	0.8750	1.5000
85330	26-33467	0.6250	1.1250	85080	26-90562	0.7500	1.2500
85160	26-43035	1.0312	1.4687	85600	26-94038	1.0000	1.5000
85010	26-41953	1.1875	1.8750	85610	26-96063	0.4375	0.8750
85170	26-43036	1.0312	1.4687	85060	26-96503	0.8750	1.3750
85140	26-45577-1	0.3125	0.4375	85100	26-99325	0.6875	1.1250
85380	26-45587	0.3750	0.6250				
85800	26-48443	0.7500	1.3750				
85440	26-55682	1.0000	1.2500				
Table By Shaft Size							
85140	26-45577-1	0.3125	0.4375	85120	26-69188	0.8750	1.2500
85050	26-89236-1	0.3750	0.7500	85480	26-56788	0.8750	1.2500
85380	26-45587	0.3750	0.6250	85520	26-69189	0.8750	1.3125
85581	26-816464-1	0.3750	0.7500	85110	26-26226	1.0000	1.5000
85680	26-24590	0.3750	0.5625	85440	26-32911	1.0000	1.2500
85270	26-30913	0.4375	0.8360	85440	26-55682	1.0000	1.2500
85610	26-96063	0.4375	0.8750	85600	26-94038	1.0000	1.5000
85820	26-12709	0.5000	0.6875	85170	26-43036	1.0312	1.4687
86840	26-66022	0.5625	1.0000	85160	26-43035	1.0312	1.4687
85260	26-30530	0.5625	1.0000	85010	26-41953	1.1875	1.8750
85330	26-33467	0.6250	1.1250	85130	26-14077	1.1875	1.6875
86590	26-20070	0.6250	1.0000	85130	26-76868	1.1875	1.6875
85100	26-26805	0.6875	1.1250	85530	26-70081	1.1875	1.7500
85100	26-27163	0.6875	1.1250	85700	26-12224	1.1875	1.6875
85100	26-99325	0.6875	1.1250	85020	26-32511	1.2500	2.0000
85080	26-90562	0.7500	1.2500	85510	26-821092	1.5000	2.2500
85210	26-23517	0.7500	1.2500	85500	26-62818	1.6250	2.2500
85290	26-32121	0.7500	1.0000	86730	26-18816	1.6875	2.2500
85460	26-56397	0.7500	1.1250	85030	26-823894	2.2500	3.0000
85580	26-79831	0.7500	1.1250	85370	26-805080	2.5000	3.1875
85800	26-48443	0.7500	1.3750	85790	26-14240	3.7500	4.5000
85810	26-72785	0.7500	1.8750				
85022	26-864319	0.8750	1.3750				
85040	26-16977	0.8750	1.2500				
85060	26-96503	0.8750	1.3750				
85070	26-89238	0.8750	1.5000				



Mercury / Mariner / Force

O-RING SIZE CHART

GLM	OEM	I.D.	O.D.	W.	GLM	OEM	I.D.	O.D.	W.	GLM	OEM	I.D.	O.D.	W.
Table By OEM Numbers														
82340	25-20081	3	3-1/4	1/8	82350	25-35029	3-1/8	3-3/8	1/8	80430	25-62706	3-1/2	3-5/8	1/16
80070	25-16524	5/32	9/32	1/16	82100	25-35276	3/4	1	1/8	88170	25-62817	3-3/4	4-17/20	11/40
82280	25-20826	2-1/4	2-1/2	1/8	81240	25-35480	1-1/4	1-7/16	3/32	80330	25-64067	2	2-1/8	1/16
82310	25-20863	2-5/8	2-7/8	1/8	81175	25-36318	13/16	1	3/32	81080	25-64068	1/4	7/16	3/32
82110	25-21836	13/16	1-1/16	1/8	80170	25-36390	11/16	13/16	1/16	80440	25-64966	3-3/4	3-7/8	1/16
82140	25-23145	1	1-1/4	1/8	82270	25-38099	2-1/8	2-3/8	1/8	81250	25-65936	1-5/16	1-1/2	3/32
81180	25-25439	7/8	1-1/16	3/32	81150	25-38101	11/16	7/8	3/32	82480	25-67202	4-3/4	5	1/8
81080	25-26543	1/4	7/16	3/32	80090	25-38933	7/32	11/32	1/16	80410	25-67206	3	3-1/8	1/16
82240	25-26722	1-3/4	2	1/8	82440	25-39695	4-1/4	4-1/2	1/8	81470	25-69202	2-11/16	2-7/8	3/32
81110	25-26802	7/16	5/8	3/32	82710	25-42357	9-1/4	9-1/2	1/8	83465	25-69201	4-1/8	4-1/2	3/16
82230	25-26855	1-5/8	1-7/8	1/8	80140	25-45253	1/2	5/8	1/16	82380	25-70937	3-1/2	3-3/4	1/8
81230	25-29439	1-3/16	1-3/8	3/32	80160	25-45254	5/8	3/4	1/16	82530	25-805197	5-3/8	5-3/8	1/8
81030	25-29619	3/32	9/32	3/32	80290	25-45257	1-1/2	1-5/8	1/16	82425	25-805331	4	4-1/4	1/8
81190	25-29845	15/16	1-1/8	3/32	81270	25-45710	1-7/16	1-5/8	3/32	81420	25-822370	2-3/8	2-9/16	3/32
83415	25-29976	3-1/2	3-7/8	3/16	81140	25-45711	5/8	13/16	3/32	45250	25-82275M	41.5mm	47.5mm	3mm
82250	25-30224	1-7/8	2-1/8	1/8	82390	25-47254	3-5/8	3-7/8	1/8	45260	25-82289M	66mm	76.6mm	5.30mm
81360	25-30529	2	2-3/16	3/32	81220	25-47632	1-1/8	1-5/16	3/32	45280	25-84054M	40mm	44.8mm	2.4mm
81160	25-30613	3/4	15/16	3/32	80120	25-48171	3/8	1/2	1/16	45270	25-811175M	62mm	70mm	4mm
82360	25-31305	3-1/4	3-1/2	1/8	82120	25-48452	7/8	1-1/8	1/8	83330	25-85549	2-1/2	2-7/8	3/16
83445	25-31534	3-7/8	4-1/4	3/16	80160	25-48462	5/8	3/4	1/16	82900	25-85594	1/4	19/32	11/64
83345	25-31986	2-5/8	3	3/16	80380	25-53421	2-5/8	2-3/4	1/16	82050	25-88198	7/16	11/16	1/8
80140	25-32509	1/2	5/8	1/16	81430	25-54029	2-7/16	2-5/8	3/32	81530	25-89497	3-1/2	3-11/16	3/32
80420	25-32546	3-1/4	3-3/8	1/16	81510	25-54030	3	3-3/16	3/32	81390	25-90011	2-3/16	2-3/8	3/32
82260	25-33145	2	2-1/4	1/8	80190	25-55801	13/16	15/16	1/16	80390	25-92311	2-3/4	2-7/8	1/16
81430	25-33465	2-7/16	2-5/8	3/32	80230	25-58390	1-1/16	1-3/16	1/16	84026	25-94288	1-1/4	1-3/8	1/16
81260	25-33466	1-3/8	1-9/16	3/32	80350	25-62457	2-1/4	2-3/8	1/16	82390	25-97386	3-5/8	3-7/8	1/8
82200	25-33504	1-3/8	1-5/8	1/8	81520	25-62700	3-1/4	3-7/16	3/32	81570	25-97387	4-1/2	4-11/16	3/32
82400	25-33756	3-3/4	4	1/8	80115	25-62702	5/16	7/16	1/16	82060	25-99691	1-1/2	3/4	1/8
83505	25-34821	4-5/8	5	3/16	81100	25-62704	3/8	9/16	3/32					
82150	25-35027	1-1/16	1-5/16	1/8	80180	25-62705	3/4	7/8	1/16					
Table By Nominal Size														
81030	25-29619	3/32	9/32	3/32	81220	25-47632	1-1/8	1-5/16	3/32	81510	25-54030	3	3-3/16	3/32
80070	25-16524	5/32	9/32	1/16	81230	25-29439	1-3/16	1-3/8	3/32	82340	25-20081	3	3-1/4	1/8
80090	25-38933	7/32	11/32	1/16	81240	25-35480	1-1/4	1-7/16	3/32	82350	25-35029	3-1/8	3-3/8	1/8
81080	25-26543	1/4	7/16	3/32	*84026	25-94288	1-1/4	1-3/8	1/16	80420	25-32546	3-1/4	3-3/8	1/16
81080	25-64068	1/4	7/16	3/32	81250	25-65936	1-5/16	1-1/2	3/32	81520	25-62700	3-1/4	3-7/16	3/32
82900	25-85594	1/4	19/32	11/64	81260	25-33466	1-3/8	1-9/16	3/32	82360	25-31305	3-1/4	3-1/2	1/8
80115	25-62702	5/16	7/16	1/16	82200	25-33504	1-3/8	1-5/8	1/8	80430	25-62706	3-1/2	3-5/8	1/16
80120	25-48171	3/8	1/2	1/16	81270	25-45710	1-7/16	1-5/8	3/32	81530	25-89497	3-1/2	3-11/16	3/32
81100	25-62704	3/8	9/16	3/32	80290	25-45257	1-1/2	1-5/8	1/16	82380	25-70937	3-1/2	3-3/4	1/8
81110	25-26802	7/16	5/8	3/32	82060	25-99691	1-1/2	3/4	1/8	83415	25-29976	3-1/2	3-7/8	3/16
82050	25-88198	7/16	11/16	1/8	82230	25-26855	1-5/8	1-7/8	1/8	82390	25-47254	3-5/8	3-7/8	1/8
80140	25-32509	1/2	5/8	1/16	82240	25-26722	1-3/4	2	1/8	82390	25-97386	3-5/8	3-7/8	1/8
80140	25-45253	1/2	5/8	1/16	82250	25-30224	1-7/8	2-1/8	1/8	80440	25-64966	3-3/4	3-7/8	1/16
80160	25-45254	5/8	3/4	1/16	80330	25-64067	2	2-1/8	1/16	82400	25-33756	3-3/4	4	1/8
80160	25-48462	5/8	3/4	1/16	81360	25-30529	2	2-3/16	3/32	84190	25-62817	3-3/4	4-1/4	1/4
81140	25-45711	5/8	13/16	3/23	82260	25-33145	2	2-1/4	1/8	83445	25-31534	3-7/8	4-1/4	3/16
80170	25-36390	11/16	13/16	1/16	82270	25-38099	2-1/8	2-3/8	1/8	82425	25-805331	4	4-1/4	1/8
81150	25-38101	11/16	7/8	3/32	81390	25-90011	2-3/16	2-3/8	3/32	83465	25-69201	4-1/8	4-1/2	3/16
80180	25-62705	3/4	7/8	1/16	80350	25-62457	2-1/4	2-3/8	1/16	82440	25-39695	4-1/4	4-1/2	1/8
81160	25-30613	3/4	15/16	3/32	82280	25-20826	2-1/4	2-1/2	1/8	81570	25-97387	4-1/2	4-11/16	3/32
82100	25-35276	3/4	1	1/8	81420	25-822370	2-3/8	2-9/16	3/32	83505	25-34821	4-5/8	5	3/16
80190	25-55801	13/16	15/16	1/16	81430	25-33465	2-7/16	2-5/8	3/32	82480	25-67202	4-3/4	5	1/8
81175	25-36318	13/16	1	3/32	81430	25-54029	2-7/16	2-5/8	3/32	82530	25-805197	5-3/8	5-5/8	1/8
82110	25-21836	13/16	1-1/16	1/8	83330	25-85549	2-1/2	2-7/8	3/16	82710	25-42357	9-1/4	9-1/2	1/8
81180	25-25439	7/8	1-1/16	3/32	80380	25-53421	2-5/8	2-3/4	1/16	45280	25-84054M	40mm	44.8mm	2.4mm
82120	25-48452	7/8	1-1/8	1/8	82310	25-20863	2-5/8	2-7/8	1/8	45250	25-82275M	41.5mm	47.5mm	3mm
81190	25-29845	15/16	1-1/8	3/32	83345	25-31986	2-5/8	3	3/16	45270	25-811175M	62mm	70mm	4mm
82140	25-23145	1	1-1/4	1/8	81470	25-69202	2-1/6	2-7/8	3/32	45260	25-82289M	66mm	76.6mm	5.30mm
80230	25-58390	1-1/16	1-3/16	1/16	80390	25-92311	2-3/4	2-7/8	1/16					
82150	25-35027	1-1/16	1-5/16	1/8	80410	25-67206	3	3-1/8	1/16					

* Quad Ring

Limited Warranty of GLM Products, Inc.

1. This product of GLM Products, Inc. ("GLM") is warranted to be free from defects in material and workmanship for a period of two years from the date of purchase for aluminum elbow/manifold and all other GLM parts and accessories, three years from the date of purchase for cast iron elbow/manifold. Products used for commercial, rental, or income producing activity are warranted for a period of ninety (90) days. Only a person who has proof of purchase of the GLM product will receive warranty service.
2. GLM does not warrant or make any representations in respect to installation errors made by a servicing dealer, servicing mechanic, or the individual. This warranty applies to defects in material and workmanship only, it does not apply to the following: alteration, removal of parts, adjustments, tune-ups, normal wear, damages due to accident, improper installation or service, misuse, neglect, lack of maintenance, use of any accessory or part not manufactured or sold by GLM, operation with fuels, oils, or lubricants which are not suitable for use with the product, water entering engine cylinder through exhaust system or carburetor, participation in or preparing for racing or other competitive activity or operating with a racing type lower unit. GLM's liability under this warranty shall be terminated on any part damaged by flood, fire, storm, or other natural acts or where the model number and other identification has been altered, defaced or removed.
3. GLM will not be liable for any labor charges and incidental, consequential (such as loss of business), special or indirect damages resulting from the product or caused by the defect or reasonable delay in correcting the defect are not covered under the warranty.
4. GLM reserves the right to inspect and determine whether or not any part has failed due to a defect in material or workmanship. **Do not disassemble any parts including drive units that have been assembled by GLM. GLM's obligation shall be limited to repairing, replacing or crediting the product determined to be defective, at GLM's sole discretion:** GLM reserves the right to credit refund your purchase price for the product rather than repair or replace the product, or any part thereof. Any part is covered only for the original warranty period. Once the warranty on the product has expired, the warranty on any replaced or repaired part also expires. GLM shall be allowed to keep parts it deems defective under this warranty.
5. **ALL WARRANTIES BY AND FROM GLM, EXPRESS OR IMPLIED, INCLUDING WITHOUT LIMITATION IMPLIED WARRANTIES OF MERCHANTABILITY AND FITNESS FOR A PARTICULAR PURPOSE, ARE LIMITED IN DURATION TO THE DURATION OF THIS WARRANTY FOR THE PRODUCT INVOLVED. GLM DOES NOT WARRANT, GUARANTEE OR MAKE ANY REPRESENTATIONS REGARDING THE USE OR THE RESULTS OF THE USE OF THE PRODUCT IN TERMS OF ITS CORRECTNESS, RELIABILITY OR OTHERWISE. THE ENTIRE RISK AS TO THE RESULT AND PERFORMANCE OF THE PRODUCT IS ASSUMED BY YOU. IN NO EVENT WILL GLM, OR ITS RESPECTIVE DIRECTORS, OFFICERS, EMPLOYEES OR AGENTS (COLLECTIVELY, "GLM") BE LIABLE TO YOU FOR ANY CONSEQUENTIAL, INCIDENTAL, SPECIAL OR INDIRECT DAMAGES (INCLUDING DAMAGES FOR LOSS OF BUSINESS PROFITS, BUSINESS INTERRUPTION, LOSS OF BUSINESS INFORMATION AND THE LIKE) ARISING OUT OF THE USE OR INABILITY TO USE THE PRODUCT.** GLM's liability to you for actual damages from any cause whatsoever, and regardless of the form of the action (whether in contract, tort (including negligence), product liability or otherwise), will be limited to the purchase price paid for the product. No GLM dealer, agent or employee is authorized to make any modification or extension to this warranty. Because some states do not allow the exclusion of implied warranties and/or the exclusion or limitation of liability for consequential or incidental damages, the above limitations may not apply to you. This warranty gives you specific legal rights, and you may have other rights which vary from state to state.
6. You are required to notify GLM of any defect within the applicable warranty period and immediately obtain from GLM or its distributor a warranty application and a GLM RGA number. Upon GLM's receipt of the completed warranty application and part claimed under this warranty (with the GLM RGA number marked on the shipping and packaging of the part), GLM will inspect the part for warranty coverage. Only when the defect is covered by the warranty will the part be repaired or replaced, at GLM's sole option. If warranty service is required, you must deliver your product, at your expense, with proof-of-purchase (including original purchase invoice and invoice for installation of warranted part) to GLM for repair. Service is provided by GLM at its corporate headquarters at 705 Los Angeles Avenue, Monrovia, California 91016, Tel: (626) 357-0077, Fax: (626) 357-0600. When repair is completed, GLM will ship back to its indicated address. Shipping methods will be determined by GLM.
7. This warranty comprises the sole and entire warranty pertaining to the product furnished to you by GLM, and GLM makes no other warranty, guarantee or representation of any kind whatsoever pertaining to the product. Any other representations, or promises by any person are unauthorized and are not binding upon GLM unless in writing.



Warranty Service Procedure

1. GLM will directly and promptly approve and honor legitimate warranty claims on product only under the condition that the claim is made through a servicing Dealer. ****Do not disassemble any parts including drive units that have been assembled by GLM.****
2. GLM will credit or reimburse the Dealer for qualified warranty claims submitted that comply to GLM identified warranty policies.

ANY CLAIM UNDER GLM'S WARRANTY (Please see Limited Warranty of GLM Products) SHALL BE IN WRITING TO GLM PRODUCTS, INC. WITHIN THE WARRANTY PERIOD. TO ASSURE FAST AND EFFICIENT SERVICE PLEASE SHIP ALL WARRANTY PART(S) AND DOCUMENTATION DIRECTLY TO GLM. ALL WARRANTY CLAIM PRODUCTS MUST BE SHIPPED FREIGHT PREPAID TO GLM FOR WARRANTY INSPECTION. (FREIGHT CHARGES WILL BE REIMBURSED ONLY UPON APPROVAL ON WARRANTY)

1. All returns must have a GLM "RGA #" assigned (contact GLM directly for the "Return Goods Authorization #"). It is imperative to indicate this number on outside of all boxes and included on all submitted documentation. No returns will be accepted without an RGA #.
2. All returns must accompany a copy of the completed warranty application. (Application is available at www.glmmarine.com, in the back of each GLM's catalog or through your GLM distributor.)
3. **ALL** parts involved in the claim.
4. Copy of invoices as follows:
 - Original purchase invoice from distributor.
 - Original invoice for installation of warranted parts.
 - Proposed invoice/ work-order to GLM, if any, for warranty claim.NOTE: GLM complies with OEM standard flat hours and rates.
Copies of all invoices for items in above proposed invoice.

Send parcel(s) to:

**GLM Products, Inc. - Warranty
705 Los Angeles Avenue
Monrovia, CA 91016
RGA#**



GLM Products, Inc. Warranty Claim Application

Note: Please fill out all information and send all requested material. Failure to complete this form and supply all requested material will delay your claim. Do not disassemble units that were assembled by GLM. Other applications that used only GLM parts should have just the parts returned to GLM not the complete unit.

RGA # _____ Contact GLM at 626/357-0077 for a **Returned Goods Authorization #**. All returned goods **must** have an RGA # marked on package (s) or they will be refused. No exceptions. **Ship to: GLM Products, Inc.**
Date Called: _____
Caller Name: _____ **705 Los Angeles Avenue**
Company Name: _____ **Monrovia, CA 91016**

Distributor Information:

Company: _____ **Contact:** _____ **City:** _____ **State:** _____

Dealer Information:

Company: _____ **Address:** _____ **City:** _____
State: _____ **Zip:** _____ **Tel:** _____ **Fax:** _____ **Contact:** _____

Dealer Customer Information:

Name: _____ **Address:** _____ **City:** _____
State: _____ **Zip:** _____ **Tel:** _____ **Fax:** _____

Application Details:

Manufacturer: _____ **Model:** _____ **Year:** _____
Length: _____ **Beam:** _____ **Engine / Drive:** _____ **Horse Power:** _____

List any modifications to boat or drive system that were not installed by the original manufacturer:

If you need more space for this description please continue on a blank sheet of paper.

Documentation and other items required to process warranty: Please make sure that all items listed are sent with this application. Failure to do so will delay processing this claim.

- 1. All parts claimed and listed on this application. This is **all parts** being claimed regardless of manufacturer.
- 2. Copy of invoices as follows:
 - A. Original purchase invoice from Distributor.
 - B. Proposed invoice to GLM from the Dealer for repairs.
 - C. Invoice for installation of warranted parts.
 - D. Invoices for any other items being claimed

Note: GLM reserves the right to credit the Dealer, via the Distributor, for all GLM products involved in this claim.



Superior Marine Manifolds

MerCruiser V6



100% Complete
Conversion Kits

Gaskets & Hardware
Included

MerCruiser GM V6
MerCruiser GM V8 S.B.
MerCruiser GM V8 B.B.
OMC / Volvo Ford V8 (Carb.)
OMC / Volvo Ford V8 (EFI)
Volvo GM V6 th 1993
OMC / Volvo GM V6
OMC / Volvo GM V8 S.B.
Volvo GM V8 to 1991
OMC / Volvo GM V8 S.B.



100% Complete
Manifold Sets

Gaskets & Hardware
Included

4-Cylinder thru V8 B.B.
Manifolds



MerCruiser
OMC
Volvo Penta
Marine Power
Indmar
Barr

Gaskets Included

Dry Joint Alternative
Manifold-Elbow Set

MerCruiser V6






MerCruiser V8



Gaskets & Hardware
Included

and much more!

Over 4,000 Aftermarket Marine Parts



www.glmmarine.com



www.glmmarine.com

For Current Catalogs & Updates

On-line Catalog Series - Mobile - Tablet - Desktop



Master
(Print Version)



Manifolds



Mercruiser



Mercury/Mariner/Force



OMC/Volvo Penta



Johnson/Evinrude



Yamaha



Anodes



GLM Products, Inc.

705 Los Angeles Ave., Monrovia, CA 91016

Tel (626) 357-0077, Fax (626) 357-0600

info@glmmarine.com

Digital Version:
GMA18V5